



PASTIGLIE FRENO Omnicompetition

Le pastiglie freno **Omnicompetition**, sono prodotte con materiale d'attrito di notevole qualità e garantiscono un'ottima capacità frenante anche in condizioni di alto stress.

La composizione dell'impasto con cui vengono realizzate è stata studiata e testata mirando a raggiungere 2 obiettivi: prevenire eventuali vibrazioni, grazie alla mescolanza di resine e fibre ed evitare eventuali rigature del disco freno limitandone l'usura, grazie alla mancanza di grossi granuli nell'impasto. Per quanto riguarda la durata della pastiglie freno, possiamo indicare una percorrenza media superiore ai 40.000 km.



BRAKE PADS Omnicompetition

Omnicompetition brake pads are made up of high quality friction material and they assure very good braking power in high stress conditions as well.

The compound of these pads has been tested to fulfill two goals: to prevent any vibrations thanks to the mix of resins and fibres and to avoid any grazes on the discs by minimizing the wearing effect thanks to the lack of big grains in the compound. As far as the duration of these pads is concerned, Omnicompetition suggest an average distance over 40.000 Km.



PLAQUETTES DE FREIN Omnicompetition

Les plaquettes de frein **Omnicompetition** sont réalisées à partir de matériaux de frottement de grande qualité garantissant ainsi une qualité de freinage optimale même en situation de grande sollicitation.

La composition des matériaux servant à leur construction à été étudiée et testée pour atteindre 2 objectifs: prévenir d'éventuelles vibrations, grâce à l'utilisation d'un mélange de résines et de fibres, et éviter d'éventuels rayures sur le disque du frein afin d'en limiter l'usure, grâce à l'absence de gros grains dans le mélange.

Quand à la durée de vie de la plaquette de frein, nous pouvons indiquer une distance moyenne supérieure à 40 000 km.



* Con segnalatori / with wear device / avec avertisseurs

		KIT ANTERIORE / FRONT / AVANT			KIT POSTERIORE / REAR / ARRIERE		
		SYST./MVA/SP.	CODICE P.N. - Ref.	*	SYST./MVA/SP.	CODICE P.N. - Ref.	*
ALFA ROMEO							
33							
1.7-1.7i /SW/4wd	86-90	ATE 21166 16.5	P 2925				
1.7-1.7i /SW/4wd	90-94	ATE 20361 16.5	P 2926				
1.7-1.7i /SW/4wd	90-94	GIR 21271 17.0	P 3035				
1.7-1.7i /SW/4wd (Abs)	86-90	ATE 21166 16.5	P 2925		GIR 21103 14.5	P 2915	
1.7-1.7i /SW/4wd (Abs)	90-94	ATE 20361 16.5	P 2926		GIR 21103 14.5	P 2915	
1.7-1.7i /SW/4wd (Abs)	90-94	GIR 21271 17.0	P 3035		GIR 21103 14.5	P 2915	
1.7i 16V /SW/4wd	90-94	ATE 20361 16.5	P 2926				
1.7i 16V /SW/4wd	90-94	GIR 21271 17.0	P 3035				
1.7i 16V /SW/4wd (Abs)	90-94	ATE 20361 16.5	P 2926		GIR 21103 14.5	P 2915	
1.7i 16V /SW/4wd (Abs)	90-94	GIR 21271 17.0	P 3035		GIR 21103 14.5	P 2915	
75							
1.8-1.8i	85-90	ATE 20911 15.0	P 2286		ATE 20912 15.0	P 2356	
1.8i	90-92	ATE 20322 15.0	P 2288		ATE 20387 15.0	P 2357	
1.8i Turbo	85-90	BRE 21180 16.5	P 2405		ATE 20912 15.0	P 2356	
1.8i Turbo	90-92	BRE 20373 16.5	P 2407		ATE 20387 15.0	P 2357	
2.0 TD	85-90				ATE 20912 15.0	P 2356	
2.0 TD	90-92				ATE 20387 15.0	P 2357	
2.0-2.0i	85-90				ATE 20912 15.0	P 2356	
2.0i	90-92				ATE 20387 15.0	P 2357	
2.0i Twin Spark	85-90	BRE 21180 16.5	P 2405		ATE 20912 15.0	P 2356	
2.0i Twin Spark	90-92	BRE 20373 16.5	P 2407		ATE 20387 15.0	P 2357	
2.5 V6	85-90				ATE 20912 15.0	P 2356	
2.5 V6	90-92				ATE 20387 15.0	P 2357	
3.0 V6	85-90				ATE 20912 15.0	P 2356	
3.0 V6	90-92				ATE 20387 15.0	P 2357	
145							
1.3i	94-97	GIR 20833 17.5	P 2576				
1.3i (Abs)	94-97	GIR 20833 17.5	P 2576		GIR 21103 14.5	P 2915	
1.4i Twin Spark 16V	97-98	ATE 21929 17.5	P 3096				
1.4i Twin Spark 16V	98-00	ATE 21929 17.5	P 3096		GIR 23177 14.5	P 5335	
1.4i Twin Spark 16V (Abs)	97-98	ATE 21929 17.5	P 3096		GIR 21103 14.5	P 2915	
1.6i	94-97	GIR 20833 17.5	P 2576				
1.6i (Abs)	94-97	GIR 20833 17.5	P 2576		GIR 21103 14.5	P 2915	
1.6i Twin Spark 16V	97-98	ATE 21929 17.5	P 3096				
1.6i Twin Spark 16V	98-00	ATE 21929 17.5	P 3096		GIR 23177 14.5	P 5335	
1.6i Twin Spark 16V (Abs)	97-98	ATE 21929 17.5	P 3096		GIR 21103 14.5	P 2915	
1.7i 16V	94-97	GIR 20833 17.5	P 2576				
1.7i 16V (Abs)	94-97	GIR 20833 17.5	P 2576		GIR 21103 14.5	P 2915	
1.8i Twin Spark 16V	97-00	ATE 21637 19.0	P 3105		GIR 23177 14.5	P 5335	
1.9 JTD	99-00	ATE 21929 17.5	P 3096		GIR 23177 14.5	P 5335	
1.9 TD	94-97	GIR 20833 17.5	P 2576				
1.9 TD	97-99	ATE 21929 17.5	P 3096				
1.9 TD (Abs)	94-97	GIR 20833 17.5	P 2576		GIR 21103 14.5	P 2915	
1.9 TD (Abs)	97-99	ATE 21929 17.5	P 3096		GIR 23177 14.5	P 5335	
2.0i Twin Spark 16V QV	95-97	ATE 21637 19.0	P 3105		GIR 21103 14.5	P 2915	
2.0i Twin Spark 16V QV	97-00	ATE 21637 19.0	P 3105		GIR 23177 14.5	P 5335	
147							
1.6i Twin Spark 16V (77 KW 105 HP)	00-02	ATE 24095 19.0	P 4546		GIR 23517 16.0	P 5586	
1.6i Twin Spark 16V (77 KW 105 HP)	02-	ATE 24067 19.0	P 3107		GIR 23517 16.0	P 5586	
1.6i Twin Spark 16V (88 KW 120 HP)	00-	ATE 24067 19.0	P 3107		GIR 23517 16.0	P 5586	
1.9 JTD - JTDM	00-	ATE 24067 19.0	P 3107		GIR 23517 16.0	P 5586	
1.9 JTD 16V - JTDM 16V	02-	ATE 24067 19.0	P 3107		GIR 23517 16.0	P 5586	
2.0i Twin Spark 16V	00-	ATE 24067 19.0	P 3107		GIR 23517 16.0	P 5586	
3.2i V6 24V GTA	02-	BRE 23206 17.5	P 4855		GIR 23517 16.0	P 5586	
155							
1.6i Twin Spark 16V	96-97	GIR 20833 17.5	P 2576		GIR 21103 14.5	P 2915	
1.7i Twin Spark	92-96	GIR 20833 17.5	P 2576		GIR 21103 14.5	P 2915	
1.8i Twin Spark	93-96	GIR 20833 17.5	P 2576		GIR 21103 14.5	P 2915	
1.8i Twin Spark 16V	96-97	GIR 20833 17.5	P 2576		GIR 21103 14.5	P 2915	
1.9 TD	93-97	GIR 20833 17.5	P 2576		GIR 21103 14.5	P 2915	
2.0i Turbo 16V Q4	92-95	GIR 21557 19.0	P 2997		GIR 21103 14.5	P 2915	
2.0i Turbo 16V Q4 4wd	95-97	ATE 21637 19.0	P 3105		GIR 21103 14.5	P 2915	
2.0i Twin Spark	92-95	GIR 20833 17.5	P 2576		GIR 21103 14.5	P 2915	
2.0i Twin Spark	95-97	ATE 21637 19.0	P 3105		GIR 21103 14.5	P 2915	
2.0i Twin Spark 16V	95-97	ATE 21637 19.0	P 3105		GIR 21103 14.5	P 2915	
2.5 TD	93-95	GIR 21557 19.0	P 2997		GIR 21103 14.5	P 2915	
2.5 TD	95-97	ATE 21637 19.0	P 3105		GIR 21103 14.5	P 2915	
2.5i V6	92-95	GIR 21557 19.0	P 2997		GIR 21103 14.5	P 2915	
2.5i V6	95-97	ATE 21637 19.0	P 3105		GIR 21103 14.5	P 2915	
156 - 156 Sportwagon							
1.6i Twin Spark 16V	00-02	ATE 24095 19.0	P 4546		GIR 21606 16.5	P 3405	
1.6i Twin Spark 16V	02-06	ATE 24067 19.0	P 3107		GIR 23517 16.0	P 5586	
1.6i Twin Spark 16V	97-00	ATE 23141 19.0	P 4545		GIR 21606 16.5	P 3405	
1.8i Twin Spark 16V	00-02	ATE 24095 19.0	P 4546		GIR 21606 16.5	P 3405	
1.8i Twin Spark 16V	02-06	ATE 24067 19.0	P 3107		GIR 23517 16.0	P 5586	
1.8i Twin Spark 16V	97-00	ATE 23141 19.0	P 4545		GIR 21606 16.5	P 3405	

* Con segnalatori/ with wear device / avec avertisseurs

		KIT ANTERIORE / FRONT / AVANT			KIT POSTERIORE / REAR / ARRIERE		
		SYST./MVA/SP.	CODICE P.N. - Ref.	*	SYST./MVA/SP.	CODICE P.N. - Ref.	*
1.9 JTD	00-02	ATE 24095 19.0	P 4546		GIR 21606 16.5	P 3405	
1.9 JTD	02-06	ATE 24067 19.0	P 3107		GIR 23517 16.0	P 5586	
1.9 JTD	97-00	ATE 23141 19.0	P 4545		GIR 21606 16.5	P 3405	
1.9 JTD 16V	02-06	ATE 24067 19.0	P 3107		GIR 23517 16.0	P 5586	
1.9 JTD 16V Crosswagon Q4	04-06	BRE 24273 16.0	P 5229		GIR 23517 16.0	P 5586	
2.0i JTS 16V	02-06	ATE 24067 19.0	P 3107		GIR 23517 16.0	P 5586	
2.0i Twin Spark 16V	00-02	ATE 21637 19.0	P 3107		GIR 21606 16.5	P 3405	
2.0i Twin Spark 16V	97-00	ATE 21637 19.0	P 3105		GIR 21606 16.5	P 3405	
2.4 JTD	00-02	ATE 24067 19.0	P 3107		GIR 21606 16.5	P 3405	
2.4 JTD	02-03	ATE 24067 19.0	P 3107		GIR 23517 16.0	P 5586	
2.4 JTD	97-00	ATE 21637 19.0	P 3105		GIR 21606 16.5	P 3405	
2.4 JTD 20V	03-06	ATE 24067 19.0	P 3107		GIR 23517 16.0	P 5586	
2.5i V6 24V	00-02	ATE 24067 19.0	P 3107		GIR 21606 16.5	P 3405	
2.5i V6 24V	02-06	ATE 24067 19.0	P 3107		GIR 23517 16.0	P 5586	
2.5i V6 24V	97-00	ATE 21637 19.0	P 3105		GIR 21606 16.5	P 3405	
3.2i V6 24V GTA	02-06	BRE 23206 17.5	P 4855		GIR 23517 16.0	P 5586	
159 - 159 Sportwagon							
1.8 MPI 16V	05-	ATE 24340 20.0	P 9445		GIR 23760 17.5	P 9455	
1.9 JTDm	05-	ATE 24340 20.0	P 9445		GIR 23760 17.5	P 9455	
1.9 JTDm 16V	05-	ATE 24340 20.0	P 9445		GIR 23760 17.5	P 9455	
1.9i JTS 16V	07-	ATE 24340 20.0	P 9445		GIR 23760 17.5	P 9455	
2.2i JTS 16V	05-	ATE 24340 20.0	P 9445		GIR 23760 17.5	P 9455	
2.4 JTDm 20V /Q4	05-	BRE 23111 16.0	P 5225		GIR 23760 17.5	P 9455	
3.2i V6 24V /Q4	05-	BRE 23111 16.0	P 5225		GIR 23760 17.5	P 9455	
164							
2.0i Turbo	87-92	GIR 21148 19.0	P 2995		GIR 21144 16.5	P 2755	
2.0i Twin Spark	87-89	GIR 21156 17.5	P 2806		GIR 21144 16.5	P 2755	
2.0i Twin Spark	89-98	GIR 21183 19.5	P 3016		GIR 21144 16.5	P 2755	
2.0i V6 Turbo	91-98	GIR 21148 19.0	P 2995		GIR 21144 16.5	P 2755	
2.5 TD	87-98	GIR 21148 19.0	P 2995		GIR 21144 16.5	P 2755	
2.5i V6	92-98	GIR 21148 19.0	P 2995		GIR 21144 16.5	P 2755	
3.0i V6	87-98	GIR 21148 19.0	P 2995		GIR 21144 16.5	P 2755	
3.0i V6 Q4 4wd	93-98	GIR 21148 19.0	P 2995		GIR 21606 16.5	P 3405	
166							
2.0i Twin Spark 16V	03-	ATE 23222 19.0	P 3106		GIR 21606 16.5	P 3405	
2.4 JTD 10V	03-	ATE 23222 19.0	P 3106		GIR 21606 16.5	P 3405	
2.4 JTD 20V	03-	BRE 23111 16.0	P 5225		GIR 21606 16.5	P 3405	
2.5i V6 24V	03-	BRE 23111 16.0	P 5225		GIR 21606 16.5	P 3405	
3.0i V6 24V	03-	BRE 23111 16.0	P 5225		GIR 21606 16.5	P 3405	
3.2i V6 24V	03-	BRE 23111 16.0	P 5225		GIR 21606 16.5	P 3405	
BRERA							
2.2i 16V JTS	NEW!	ATE 24340 20.0	P 9445		GIR 23760 17.5	P 9455	
2.4 JTDm 20V	06-	BRE 23111 16.0	P 5225		GIR 23760 17.5	P 9455	
3.2i V6 24V JTS /Q4	06-	BRE 23111 16.0	P 5225		GIR 23760 17.5	P 9455	
GT							
1.8i 16V TS	04-	ATE 21637 19.0	P 3105		GIR 23517 16.0	P 5586	
1.9 MJ 16V	03-	ATE 21637 19.0	P 3105		GIR 23517 16.0	P 5586	
2.0i JTS 16V	03-	ATE 21637 19.0	P 3105		GIR 23517 16.0	P 5586	
3.2i V6 24V	03-	BRE 24273 16.0	P 5229		GIR 23517 16.0	P 5586	
GTV							
1.8i Twin Spark 16V	98-03	ATE 21637 19.0	P 3105		GIR 23177 14.5	P 5335	
2.0i JTS 16V	03-06	ATE 21637 19.0	P 3105		GIR 23177 14.5	P 5335	
2.0i Twin Spark 16V	95-96	GIR 21383 19.0	P 2996		GIR 21103 14.5	P 2915	
2.0i Twin Spark 16V	96-97	ATE 21637 19.0	P 3105		GIR 21103 14.5	P 2915	
2.0i Twin Spark 16V	97-06	ATE 21637 19.0	P 3105		GIR 23177 14.5	P 5335	
2.0i V6 Turbo	95-96	GIR 21383 19.0	P 2996		GIR 21103 14.5	P 2915	
2.0i V6 Turbo	96-97	ATE 21637 19.0	P 3105		GIR 21103 14.5	P 2915	
2.0i V6 Turbo	97-03	ATE 21637 19.0	P 3105		GIR 23177 14.5	P 5335	
3.0i V6 24V	96-97	BRE 23206 17.5	P 4855		GIR 21103 14.5	P 2915	
3.0i V6 24V	97-03	BRE 23206 17.5	P 4855		GIR 23177 14.5	P 5335	
3.2i V6 24V	03-06	BRE 23206 17.5	P 4855		GIR 23177 14.5	P 5335	
SPIDER							
1.8i Twin Spark 16V	98-03	ATE 21637 19.0	P 3105		GIR 23177 14.5	P 5335	
2.0i JTS 16V	03-06	ATE 21637 19.0	P 3105		GIR 23177 14.5	P 5335	
2.0i Twin Spark 16V	95-96	GIR 21383 19.0	P 2996		GIR 21103 14.5	P 2915	
2.0i Twin Spark 16V	96-97	ATE 21637 19.0	P 3105		GIR 21103 14.5	P 2915	
2.0i Twin Spark 16V	97-06	ATE 21637 19.0	P 3105		GIR 23177 14.5	P 5335	
2.0i V6 Turbo	98-03	ATE 21637 19.0	P 3105		GIR 23177 14.5	P 5335	
3.0i V6 12V (141 KW 192 HP)	95-96	GIR 21383 19.0	P 2996		GIR 21103 14.5	P 2915	
3.0i V6 12V (141 KW 192 HP)	96-97	ATE 21637 19.0	P 3105		GIR 21103 14.5	P 2915	
3.0i V6 12V (141 KW 192 HP)	97-03	ATE 21637 19.0	P 3105		GIR 23177 14.5	P 5335	
3.0i V6 24V (162 KW 220 HP)	00-03	BRE 23206 17.5	P 4855		GIR 23177 14.5	P 5335	
3.2i V6 24V	03-06	BRE 23206 17.5	P 4855		GIR 23177 14.5	P 5335	
SPIDER							
2.2i JTS	06-	ATE 24340 20.0	P 9445		GIR 23760 17.5	P 9455	
2.4 JTDm 20V	06-	BRE 23111 16.0	P 5225		GIR 23760 17.5	P 9455	
3.2i JTS V6 Q4	06-	BRE 23111 16.0	P 5225		GIR 23760 17.5	P 9455	

* Con segnalatori/ with wear device / avec avertisseurs

		KIT ANTERIORE / FRONT / AVANT			KIT POSTERIORE / REAR / ARRIERE		
		SYST./MVA/SP.	CODICE P.N. - Ref.	*	SYST./MVA/SP.	CODICE P.N. - Ref.	*
AUDI							
80 (80-82-B1)							
1.5	72-75	ATE 20228 15.0	P 2365				
1.5	75-78	ATE 20228 18.5	P 2366				
1.6 /GT	72-75	ATE 20228 15.0	P 2365				
1.6 /GT /GTE	75-78	ATE 20228 18.5	P 2366				
1.6 (110 HP)	78-86	GIR 20574 15.5	P 2516				
1.6 (73 HP - 75 HP - 85 HP)	78-81	ATE 20228 15.0	P 2365				
1.6 (73 HP - 75 HP - 85 HP)	81-86	GIR 20574 19.5	P 2515				
1.6 D-TD	80-86	GIR 20574 19.5	P 2515				
1.8 /GTE	78-86	GIR 20574 15.5	P 2516				
2.0	78-86	GIR 20574 19.5	P 2515				
2.2	78-86	GIR 20574 19.5	P 2515				
80 (89-8A-B3)							
1.4	86-91	GIR 20669 19.0	P 3765				
1.6	86-91	GIR 20669 19.0	P 3765				
1.6 D-TD	86-91	GIR 20669 19.0	P 3765				
1.8 (75 HP - 88 HP - 90 HP)	86-91	GIR 20669 19.0	P 3765				
1.8 (82 KW 111 HP)	86-91	GIR 20669 19.0	P 3765		GIR 21144 16.5	P 2755	
1.9	86-91	GIR 20669 19.0	P 3765		GIR 21144 16.5	P 2755	
1.9 D	89-91	GIR 20669 19.0	P 3765				
2.0	86-91	GIR 20669 19.0	P 3765		GIR 21144 16.5	P 2755	
2.0i 16V	90-91	GIR 20669 19.0	P 3765		GIR 21144 16.5	P 2755	
80 Quattro (89Q)							
1.8	86-91	GIR 20901 19.0	P 3766		GIR 21144 16.5	P 2755	
1.9	86-91	GIR 20901 19.0	P 3766		GIR 21144 16.5	P 2755	
2.0	86-91	GIR 20901 19.0	P 3766		GIR 21144 16.5	P 2755	
2.0i 16V	90-91	GIR 20901 19.0	P 3766		GIR 21144 16.5	P 2755	
80 Quattro (8C-B4)							
2.0i /Avant	91-95	GIR 20669 19.0	P 3765		GIR 21144 16.5	P 2755	
2.0i 16V /Avant	91-95	GIR 20669 19.0	P 3765		GIR 21144 16.5	P 2755	
2.2i 20V Turbo /Avant	92-95	GIR 21137 19.0	P 9045		GIR 21144 16.5	P 2755	
2.3i /Avant	91-95	GIR 20669 19.0	P 3765		GIR 21144 16.5	P 2755	
2.6i /Avant	91-95	GIR 21137 19.0	P 9045		GIR 21144 16.5	P 2755	
2.8i /Avant	91-95	GIR 21137 19.0	P 9045		GIR 21144 16.5	P 2755	
S2 2.3i 20V Turbo /Avant	93-95	GIR 21137 19.0	P 9045		GIR 21144 16.5	P 2755	
90 (89Q)							
2.0 (85 KW 115 HP)	87-91	GIR 20669 19.0	P 3765		GIR 21144 16.5	P 2755	
2.0 20V (118 KW 160 HP)	89-91	GIR 20669 19.0	P 3765		GIR 21144 16.5	P 2755	
2.2	87-91	GIR 20669 19.0	P 3765		GIR 21144 16.5	P 2755	
2.3	87-91	GIR 20669 19.0	P 3765		GIR 21144 16.5	P 2755	
2.3 20V	88-91	ATE 21211 18.0	P 3497		GIR 21144 16.5	P 2755	
2.3 20V	88-91	GIR 21137 19.0	P 9045		GIR 21144 16.5	P 2755	
90 Quattro (85)							
2.2	84-87	GIR 20669 16.0	P 3767		GIR 21144 16.5	P 2755	
2.0 20V (118 KW 160 HP)	87-91	GIR 20669 19.0	P 3765		GIR 21144 16.5	P 2755	
2.2	87-91	GIR 20669 19.0	P 3765		GIR 21144 16.5	P 2755	
2.3	87-91	GIR 20669 19.0	P 3765		GIR 21144 16.5	P 2755	
2.3 20V	88-91	ATE 21211 18.0	P 3497		GIR 21144 16.5	P 2755	
2.3 20V	88-91	GIR 21137 19.0	P 9045		GIR 21144 16.5	P 2755	
100 (44-C3)							
1.8 /Avant	82-90	GIR 20901 19.0	P 3766				
1.8 /Avant (Abs)	82-90	GIR 20901 19.0	P 3766		GIR 21144 16.5	P 2755	
2.0 /Avant	82-90	GIR 20901 19.0	P 3766				
2.0 /Avant (Abs)	82-90	GIR 20901 19.0	P 3766		GIR 21144 16.5	P 2755	
2.0 D-TD /Avant	82-90	GIR 20901 19.0	P 3766				
2.0 D-TD /Avant (Abs)	82-90	GIR 20901 19.0	P 3766		GIR 21144 16.5	P 2755	
2.1 /Avant	82-90	GIR 20901 19.0	P 3766		GIR 21144 16.5	P 2755	
2.2 /Avant	82-90	GIR 20901 19.0	P 3766		GIR 21144 16.5	P 2755	
2.2 Turbo /Avant	82-90	ATE 21211 18.0	P 3497		GIR 21144 16.5	P 2755	
2.2 Turbo /Avant	82-90	GIR 21138 19.0	P 9046		GIR 21144 16.5	P 2755	
100 Quattro (44Q)							
1.8 /Avant	84-90	GIR 20901 19.0	P 3766		GIR 21144 16.5	P 2755	
2.2 /Avant	84-90	GIR 20901 19.0	P 3766		GIR 21144 16.5	P 2755	
2.2 Turbo /Avant	84-90	ATE 21211 18.0	P 3497		GIR 21144 16.5	P 2755	
2.2 Turbo /Avant	84-90	GIR 21138 19.0	P 9046		GIR 21144 16.5	P 2755	
A2 (8Z)							
1.2 TDI	01-05	ATE 23824 14.5	P 5796				
1.4 TDI (55 KW 75HP)	00-05	ATE 23187 19.5	P 4457				
1.4 TDI (66 KW 90 HP)	04-05	ATE 23187 19.5	P 4457		GIR 20961 17.0	P 3276	
1.4i 16V	00-05	ATE 23187 19.5	P 4457				
1.6i FSI	02-05	ATE 23187 19.5	P 4457		GIR 20961 17.0	P 3276	
A3 (8L)							
1.6i (14" wheels)	98-99	ATE 21974 19.5	P 4455		GIR 20961 17.0	P 3276	
1.6i (14"-15"-16" wheels)	96-98	ATE 21974 19.5	P 4455		GIR 20961 17.0	P 3276	
1.6i (14"-15"-16" wheels)	99-03	ATE 23187 19.5	P 4457		GIR 20961 17.0	P 3276	
1.6i (15"-16" wheels)	98-99	ATE 23131 19.5	P 4456		GIR 20961 17.0	P 3276	
1.8i 20V (14" wheels)	98-99	ATE 21974 19.5	P 4455		GIR 20961 17.0	P 3276	

* Con segnalatori/ with wear device / avec avertisseurs

		KIT ANTERIORE / FRONT / AVANT			KIT POSTERIORE / REAR / ARRIERE		
		SYST./MVA/SP.	CODICE P.N. - Ref.	*	SYST./MVA/SP.	CODICE P.N. - Ref.	*
1.8i 20V (14"-15"-16" wheels)	96-98	ATE 21974 19.5	P 4455		GIR 20961 17.0	P 3276	
1.8i 20V (14"-15"-16" wheels)	99-03	ATE 23187 19.5	P 4457		GIR 20961 17.0	P 3276	
1.8i 20V (15"-16" wheels)	98-99	ATE 23131 19.5	P 4456		GIR 20961 17.0	P 3276	
1.8i 20V Turbo (110 KW 150 HP)	00-03	ATE 23392 20.0	P 4139		GIR 20961 17.0	P 3276	
1.8i 20V Turbo (110 KW 150 HP)	96-00	ATE 21911 20.0	P 4137		GIR 20961 17.0	P 3276	
1.8i 20V Turbo (132 KW 180 HP)	00-03	ATE 23392 20.0	P 4139		GIR 20961 17.0	P 3276	
1.8i 20V Turbo (132 KW 180 HP)	98-00	ATE 21911 20.0	P 4137		GIR 20961 17.0	P 3276	
1.9 TDI (66 KW 90 HP 14" wheels)	98-99	ATE 21974 19.5	P 4455		GIR 20961 17.0	P 3276	
1.9 TDI ((66 KW 90 HP 14"-15"-16" wheels)	96-98	ATE 21974 19.5	P 4455		GIR 20961 17.0	P 3276	
1.9 TDI ((66 KW 90 HP 14"-15"-16" wheels)	99-01	ATE 23187 19.5	P 4457		GIR 20961 17.0	P 3276	
1.9 TDI ((66 KW 90 HP 14"-15"-16" wheels)	98-99	ATE 23131 19.5	P 4456		GIR 20961 17.0	P 3276	
1.9 TDI (74 KW 101 HP)	01-03	ATE 23187 19.5	P 4457		GIR 20961 17.0	P 3276	
1.9 TDI (81 KW 110 HP 14" wheels)	98-99	ATE 21974 19.5	P 4455		GIR 20961 17.0	P 3276	
1.9 TDI (81 KW 110 HP 14"-15"-16" wheels)	96-98	ATE 21974 19.5	P 4455		GIR 20961 17.0	P 3276	
1.9 TDI (81 KW 110 HP 14"-15"-16" wheels)	99-01	ATE 23187 19.5	P 4457		GIR 20961 17.0	P 3276	
1.9 TDI (81 KW 110 HP 14"-15"-16" wheels)	98-99	ATE 23131 19.5	P 4456		GIR 20961 17.0	P 3276	
1.9 TDI (96 KW 130 HP)	00-03	ATE 23392 20.0	P 4139		GIR 20961 17.0	P 3276	
A3 (8P) -							
1.4i 16V TFSI	07-	ATE 23588 20.0	P 7895		GIR 23554 17.0	P 327.10	
1.6i	03-	ATE 23187 19.5	P 4457		GIR 23554 17.0	P 327.10	
1.6i 16V FSI	03-	ATE 23187 19.5	P 4457		GIR 23554 17.0	P 327.10	
1.8i 16V TFSI	07-	ATE 23588 20.0	P 7895		GIR 23554 17.0	P 327.10	
A3 (8P) -							
1.9 TDI (77 KW 105 HP)	03-	ATE 23187 19.5	P 4457		GIR 23554 17.0	P 327.10	
2.0 16V TDI (125 KW 170 HP)	06-	ATE 23588 20.0	P 7895		GIR 23914 17.0	P 7945	
2.0 16V TDI /DSG (103 KW 140 HP)	03-	ATE 23588 20.0	P 7895		GIR 23554 17.0	P 327.10	
2.0 TDI (103 KW 140 HP)	03-	ATE 23588 20.0	P 7895		GIR 23554 17.0	P 327.10	
2.0i 16V FSI	03-	ATE 23588 20.0	P 7895		GIR 23554 17.0	P 327.10	
2.0i 16V TFSI /DSG	04-	ATE 23588 20.0	P 7895		GIR 23914 17.0	P 7945	
A3 Quattro (8P) -							
2.0 16V TDI (103 KW 140 HP)	04-	ATE 23588 20.0	P 7895		GIR 23914 17.0	P 7945	
2.0 16V TDI (125 KW 170 HP)	06-	ATE 23588 20.0	P 7895		GIR 23914 17.0	P 7945	
2.0 TDI (103 KW 140 HP)	04-	ATE 23588 20.0	P 7895		GIR 23914 17.0	P 7945	
2.0i 16V TFSI (Turbo FSI)	04-	ATE 23588 20.0	P 7895		GIR 23914 17.0	P 7945	
3.2i V6 24V /DSG	03-	ATE 23913 20.0	P 7907		GIR 23914 17.0	P 7945	
S3 2.0i 16V TFSI	06-	ATE 23913 20.0	P 7909		GIR 23914 17.0	P 7945	
A3 Sportback (8P)							
1.4i 16V TFSI	07-	ATE 23588 20.0	P 7895		GIR 23554 17.0	P 327.10	
1.6i (disc 280 x 22 mm)	04-	ATE 23187 19.5	P 4457		GIR 23554 17.0	P 327.10	
1.6i (disc 288 x 25 mm)	04-	ATE 23588 20.0	P 7895		GIR 23554 17.0	P 327.10	
1.6i 16V FSI (disc 280 x 22 mm)	04-	ATE 23187 19.5	P 4457		GIR 23554 17.0	P 327.10	
1.6i 16V FSI (disc 288 x 25 mm)	04-	ATE 23588 20.0	P 7895		GIR 23554 17.0	P 327.10	
1.8i 16V TFSI	07-	ATE 23588 20.0	P 7895		GIR 23554 17.0	P 327.10	
1.9 TDI (77 KW 105 HP disc 280 x 22 mm)	04-	ATE 23187 19.5	P 4457		GIR 23554 17.0	P 327.10	
1.9 TDI (77 KW 105 HP disc 288 x 25 mm)	04-	ATE 23588 20.0	P 7895		GIR 23554 17.0	P 327.10	
1.9 TDI (77 KW 105 HP disc 312 x 25 mm)	04-	ATE 23588 20.0	P 7895		GIR 23554 17.0	P 327.10	
2.0 16V TDI (125 KW 170 HP)	06-	ATE 23588 20.0	P 7895		GIR 23914 17.0	P 7945	
2.0 16V TDI /DSG (103 KW 140 HP)	04-	ATE 23588 20.0	P 7895		GIR 23554 17.0	P 327.10	
2.0 TDI (103 KW 140 HP)	04-	ATE 23588 20.0	P 7895		GIR 23554 17.0	P 327.10	
2.0i 16V FSI	04-	ATE 23588 20.0	P 7895		GIR 23554 17.0	P 327.10	
2.0i 16V TFSI (Turbo FSI) /DSG	04-	ATE 23588 20.0	P 7895		GIR 23914 17.0	P 7945	
A3 Sportback Quattro (8P)							
2.0 16V TDI (103 KW 140 HP)	04-	ATE 23588 20.0	P 7895		GIR 23914 17.0	P 7945	
2.0 16V TDI (125 KW 170 HP)	06-	ATE 23588 20.0	P 7895		GIR 23914 17.0	P 7945	
2.0 TDI (103 KW 140 HP)	04-	ATE 23588 20.0	P 7895		GIR 23914 17.0	P 7945	
A3 Sportback Quattro (8P)							
2.0i 16V TFSI (Turbo FSI)	04-	ATE 23588 20.0	P 7895		GIR 23914 17.0	P 7945	
3.2i V6 24V /DSG	04-	ATE 23913 20.0	P 7907		GIR 23914 17.0	P 7945	
A4 (8D)							
1.6i /Avant	95-97	GIR 20669 19.0	P 3765		GIR 21144 16.5	P 2755	
1.6i /Avant	97-99	GIR 21945 19.5	P 4495		GIR 20961 17.0	P 3276	
1.6i /Avant	99-01	GIR 23393 19.5	P 4497		GIR 20961 17.0	P 3276	
1.8i 20V /Avant	95-97	ATE 21646 20.0	P 4136		GIR 21144 16.5	P 2755	
1.8i 20V /Avant	97-99	GIR 21945 19.5	P 4495		GIR 20961 17.0	P 3276	
1.8i 20V /Avant	99-01	GIR 23393 19.5	P 4497		GIR 20961 17.0	P 3276	
1.8i 20V Turbo (110 KW 150 HP) /Avant	95-97	ATE 21646 20.0	P 4136		GIR 21144 16.5	P 2755	
1.8i 20V Turbo (110 KW 150 HP) /Avant	97-99	ATE 21646 20.0	P 4136		GIR 20961 17.0	P 3276	
1.8i 20V Turbo (110 KW 150 HP) /Avant	99-01	ATE 23019 20.0	P 5485		GIR 20961 17.0	P 3276	
1.8i 20V Turbo (132 KW 180 HP) /Avant	98-99	ATE 21646 20.0	P 4136		GIR 20961 17.0	P 3276	
1.8i 20V Turbo(132 KW 180 HP) /Avant	99-01	ATE 23019 20.0	P 5485		GIR 20961 17.0	P 3276	
1.9 TDI (66 KW 90 HP) /Avant	95-97	GIR 20669 19.0	P 3765		GIR 21144 16.5	P 2755	
1.9 TDI (66 KW 90 HP) /Avant	97-99	GIR 21945 19.5	P 4495		GIR 20961 17.0	P 3276	
1.9 TDI (66 KW 90 HP) /Avant	99-01	GIR 23393 19.5	P 4497		GIR 20961 17.0	P 3276	
1.9 TDI (81 KW 110 HP) /Avant	95-97	ATE 21646 20.0	P 4136		GIR 21144 16.5	P 2755	
1.9 TDI (81 KW 110 HP) /Avant	97-99	ATE 21646 20.0	P 4136		GIR 20961 17.0	P 3276	
1.9 TDI (81 KW 110 HP) /Avant	99-01	ATE 23019 20.0	P 5485		GIR 20961 17.0	P 3276	
1.9 TDI (85 KW 115 HP) /Avant	00-01	ATE 23019 20.0	P 5485		GIR 20961 17.0	P 3276	



* Con segnalatori/ with wear device / avec avertisseurs

		KIT ANTERIORE / FRONT / AVANT			KIT POSTERIORE / REAR / ARRIERE		
		SYST./MVA/SP.	CODICE P.N. - Ref.	*	SYST./MVA/SP.	CODICE P.N. - Ref.	*
A4 (8D)							
2.4i V6 /Avant	97-99	ATE 21646 20.0	P 4136		GIR 20961 17.0	P 3276	
2.4i V6 /Avant	99-01	ATE 23019 20.0	P 5485		GIR 20961 17.0	P 3276	
2.5 V6 24V TDI (110 KW 150 HP) /Avant	97-99	ATE 21646 20.0	P 4136		GIR 20961 17.0	P 3276	
2.5 V6 24V TDI (110 KW 150 HP) /Avant	99-01	ATE 23019 20.0	P 5485		GIR 20961 17.0	P 3276	
2.6i V6 /Avant	95-97	ATE 21646 20.0	P 4136		GIR 21144 16.5	P 2755	
2.6i V6 /Avant	97-99	ATE 21646 20.0	P 4136		GIR 20961 17.0	P 3276	
2.8i V6 /Avant	95-97	ATE 21646 20.0	P 4136		GIR 21144 16.5	P 2755	
2.8i V6 /Avant	97-99	ATE 21646 20.0	P 4136		GIR 20961 17.0	P 3276	
2.8i V6 /Avant	99-01	ATE 23019 20.0	P 5485		GIR 20961 17.0	P 3276	
A4 (8E-8H)							
1.6i /Avant	01-04	GIR 23393 19.5	P 4497		GIR 20961 17.0	P 3276	
1.8i 20V Turbo (110 KW 150 HP) /Avant	01-02	ATE 23019 20.0	P 5485		GIR 20961 17.0	P 3276	
1.8i 20V Turbo (120 KW 163 HP) /Avant / Cabrio	02-04	ATE 23019 20.0	P 5485		GIR 20961 17.0	P 3276	
1.8i 20V Turbo (140 KW 190 HP) /Avant	02-04	ATE 23019 20.0	P 5485		GIR 20961 17.0	P 3276	
1.9 TDI (74 KW 101 HP) /Avant	01-04	ATE 23019 20.0	P 5485		GIR 20961 17.0	P 3276	
1.9 TDI (74 KW 101 HP) /Avant	01-04	GIR 23393 19.5	P 4497		GIR 20961 17.0	P 3276	
1.9 TDI (85 KW 115 HP) /Avant	01-04	ATE 23019 20.0	P 5485		GIR 20961 17.0	P 3276	
1.9 TDI (96 KW 130 HP) /Avant	01-04	ATE 23019 20.0	P 5485		GIR 20961 17.0	P 3276	
2.0i 16V FSI /Avant	02-04	ATE 23019 20.0	P 5485		GIR 20961 17.0	P 3276	
2.0i 20V /Avant /Cabrio	01-04	GIR 23393 19.5	P 4497		GIR 20961 17.0	P 3276	
2.0i 20V /Avant /Cabrio	01-04	ATE 23019 20.0	P 5485		GIR 20961 17.0	P 3276	
2.4i V6 30V /Avant /Cabrio	01-04	ATE 23019 20.0	P 5485		GIR 20961 17.0	P 3276	
2.5 V6 24V TDI (114 KW 155 HP) /Avant	01-02	ATE 23019 20.0	P 5485		GIR 20961 17.0	P 3276	
2.5 V6 24V TDI (120 KW 163 HP) /Avant / Cabrio	02-04	ATE 23019 20.0	P 5485		GIR 20961 17.0	P 3276	
3.0i V6 30V /Avant /Cabrio	01-04	ATE 23019 20.0	P 5485		GIR 20961 17.0	P 3276	
A4 (8E-8H) -							
1.6i /Avant /Cabrio	04-07	GIR 23393 19.5	P 4497		GIR 20961 16.0	P 3277	
1.8i 20V Turbo /Avant /Cabrio	04-07	ATE 23019 20.0	P 5485		GIR 20961 16.0	P 3277	
1.9 TDI /Avant	04-07	ATE 23019 20.0	P 5485		GIR 20961 16.0	P 3277	
2.0 TDI /Avant	04-07	ATE 23019 20.0	P 5485		GIR 20961 16.0	P 3277	
2.0i 16V TFSI /Avant (disc 312 x 25 mm)	04-07	ATE 23019 20.0	P 5485		GIR 20961 16.0	P 3277	
2.0i 16V TFSI /Avant (disc 320 x 30 mm)	04-07	ATE 23763 20.0	P 7906		GIR 23914 17.0	P 7945	
2.0i 20V /Avant /Cabrio	04-07	ATE 23019 20.0	P 5485		GIR 20961 16.0	P 3277	
2.5 V6 TDI /Avant /Cabrio	04-07	ATE 23019 20.0	P 5485		GIR 20961 16.0	P 3277	
2.7 V6 TDI /Avant (disc 312 x 25 mm)	05-07	ATE 23019 20.0	P 5485		GIR 20961 16.0	P 3277	
2.7 V6 TDI /Avant (disc 320 x 30 mm)	05-07	ATE 23763 20.0	P 7906		GIR 23914 17.0	P 7945	
3.2i V6 24V FSI /Avant /Cabrio	04-07	ATE 23763 20.0	P 7906		GIR 23914 17.0	P 7945	
A4 (8K) 2007-							
1.8i 16V TFSI	07-	ATE 24333 20.0	P 9167		GIR 24606 17.5	P10175	
2.0 TDI	07-	ATE 24333 20.0	P 9167		GIR 24606 17.5	P10175	
2.7 V6 24V TDI	07-	GIR 24265 19.0	P10165		GIR 24606 17.5	P10175	
3.2i V6 24V FSI	07-	GIR 24265 19.0	P10165		GIR 24606 17.5	P10175	
A4 Quattro (8E) -							
3.0 V6 24V TDI	07-	GIR 24265 19.0	P10165		GIR 24606 17.5	P10175	
A4 Quattro (8E) -							
3.2i V6 24V FSI	07-	GIR 24265 19.0	P10165		GIR 24606 17.5	P10175	
A4 Quattro (8E-8H) -							
1.8i 20V Turbo (110 KW 150 HP) /Avant	01-02	ATE 23019 20.0	P 5485		GIR 20961 17.0	P 3276	
1.8i 20V Turbo (120 KW 163 HP) /Avant / Cabrio	02-04	ATE 23019 20.0	P 5485		GIR 20961 17.0	P 3276	
1.8i 20V Turbo (140 KW 190 HP) /Avant	02-04	ATE 23019 20.0	P 5485		GIR 20961 17.0	P 3276	
1.9 TDI (85 KW 115 HP) /Avant	01-04	ATE 23019 20.0	P 5485		GIR 20961 17.0	P 3276	
1.9 TDI (96 KW 130 HP) /Avant	01-04	ATE 23019 20.0	P 5485		GIR 20961 17.0	P 3276	
2.5 V6 24V TDI (120 KW 163 HP) /Cabrio	01-04	ATE 23019 20.0	P 5485		GIR 20961 17.0	P 3276	
2.5 V6 24V TDI (132 KW 180 HP) /Avant	01-04	ATE 23019 20.0	P 5485		GIR 20961 17.0	P 3276	
3.0i V6 30V /Avant /Cabrio	01-04	ATE 23019 20.0	P 5485		GIR 20961 17.0	P 3276	
S4 4.2i V8 /Avant /Cabrio (253 KW 344 HP)	03-04	ATE 23763 20.0	P 7906		GIR 23326 17.5	P 7957	
A4 Quattro (8E-8H) -							
1.8i 20V Turbo /Avant /Cabrio	04-07	ATE 23019 20.0	P 5485		GIR 23914 17.0	P 7945	
2.0 TDI /Avant	06-07	ATE 23019 20.0	P 5485		GIR 23914 17.0	P 7945	
2.0i 16V TFSI /Avant (disc 312 x 25 mm)	04-07	ATE 23019 20.0	P 5485		GIR 23914 17.0	P 7945	
2.0i 16V TFSI /Avant (disc 320 x 30 mm)	04-07	ATE 23763 20.0	P 7906		GIR 23914 17.0	P 7945	
3.0 V6 24V TDI /Avant /Cabrio	04-07	ATE 23763 20.0	P 7906		GIR 23914 17.0	P 7945	
3.2i V6 24V FSI /Avant /Cabrio	04-07	ATE 23763 20.0	P 7906		GIR 23914 17.0	P 7945	
RS4 4.2i V8 /Avant /Cabrio	05-07				GIR 23326 17.5	P 7957	
S4 4.2i V8 /Avant /Cabrio	04-07	ATE 23763 20.0	P 7906		GIR 23326 17.5	P 7957	
A5 (8T)							
1.8i 16V TFSI	07-	ATE 24333 20.0	P 9167		GIR 24606 17.5	P10175	
2.7 V6 24V TDI	07-	GIR 24265 19.0	P10165		GIR 24606 17.5	P10175	
3.2i V6 24V FSI	07-	GIR 24265 19.0	P10165		GIR 24606 17.5	P10175	
A5 Quattro (8T)							
3.0 V6 24V TDI	07-	GIR 24265 19.0	P10165		GIR 24606 17.5	P10175	
3.2i V6 24V FSI	07-	GIR 24265 19.0	P10165		GIR 24606 17.5	P10175	
S5 4.2i V8 FSI	07-	GIR 24265 19.0	P10165		GIR 24606 17.5	P10175	

* Con segnalatori/ with wear device / avec avertisseurs

		KIT ANTERIORE / FRONT / AVANT			KIT POSTERIORE / REAR / ARRIERE		
		SYST./MVA/SP.	CODICE P.N. - Ref.	*	SYST./MVA/SP.	CODICE P.N. - Ref.	*
A6 (4A)							
1.8i 20V /Avant	95-97	ATE 20678 20.0	P 4135		GIR 21144 16.5	P 2755	
1.8i 20V Turbo (110 KW 150 HP) /Avant	95-97	ATE 20678 20.0	P 4135		GIR 21144 16.5	P 2755	
1.9 TDI (81 KW 110 HP) /Avant	96-97	ATE 20678 20.0	P 4135		GIR 21144 16.5	P 2755	
2.0i 16V /Avant	94-97	ATE 20678 20.0	P 4135		GIR 21144 16.5	P 2755	
2.3i /Avant	94-97	ATE 20678 20.0	P 4135		GIR 21144 16.5	P 2755	
2.5 TDI (103 KW-140 HP) /Avant	94-96	ATE 20678 20.0	P 4135		GIR 21144 16.5	P 2755	
2.5 V6 24V TDI (110 KW 150 HP) /Avant	96-97	ATE 20678 20.0	P 4135		GIR 21144 16.5	P 2755	
2.6i V6 /Avant	95-97	ATE 20678 20.0	P 4135		GIR 21144 16.5	P 2755	
2.8i V6 /Avant	95-97	ATE 20678 20.0	P 4135		GIR 21144 16.5	P 2755	
A6 (4B)							
1.8i 20V /Avant	00-04	ATE 23019 20.0	P 5485		GIR 20961 17.0	P 3276	
1.8i 20V /Avant	97-00	ATE 21939 20.0	P 4138		GIR 20961 17.0	P 3276	
1.8i 20V Turbo (110 KW 150 HP) /Avant	00-04	ATE 23019 20.0	P 5485		GIR 20961 17.0	P 3276	
1.8i 20V Turbo (110 KW 150 HP) /Avant	97-00	ATE 21939 20.0	P 4138		GIR 20961 17.0	P 3276	
1.8i 20V Turbo (132 KW 180 HP) /Avant	00-04	ATE 23019 20.0	P 5485		GIR 20961 17.0	P 3276	
1.8i 20V Turbo (132 KW 180 HP) /Avant	97-00	ATE 21939 20.0	P 4138		GIR 20961 17.0	P 3276	
1.9 TDI (81 KW 110 HP) /Avant	00-01	ATE 23019 20.0	P 5485		GIR 20961 17.0	P 3276	
1.9 TDI (81 KW 110 HP) /Avant	97-00	ATE 21939 20.0	P 4138		GIR 20961 17.0	P 3276	
1.9 TDI (85 KW 115 HP) /Avant	00-04	ATE 23019 20.0	P 5485		GIR 20961 17.0	P 3276	
1.9 TDI (96 KW 130 HP) /Avant	01-04	ATE 23019 20.0	P 5485		GIR 20961 17.0	P 3276	
2.0i 20V /Avant	01-04	ATE 23019 20.0	P 5485		GIR 20961 17.0	P 3276	
2.4i V6 /Avant	00-04	ATE 23019 20.0	P 5485		GIR 20961 17.0	P 3276	
2.5 V6 24V TDI (110 KW 150 HP) /Avant	00-01	ATE 23019 20.0	P 5485		GIR 20961 17.0	P 3276	
2.5 V6 24V TDI (110 KW 150 HP) /Avant	97-00	ATE 21939 20.0	P 4138		GIR 20961 17.0	P 3276	
2.5 V6 24V TDI (114 KW 155 HP) /Avant	01-02	ATE 23019 20.0	P 5485		GIR 20961 17.0	P 3276	
2.5 V6 24V TDI (120 KW 163 HP) /Avant	02-04	ATE 23019 20.0	P 5485		GIR 20961 17.0	P 3276	
2.5 V6 24V TDI (132 KW 180 HP) /Avant	00-04	ATE 23019 20.0	P 5485		GIR 20961 17.0	P 3276	
2.7i V6 Turbo /Avant	98-04	GIR 23830 18.0	P10156		GIR 20961 17.0	P 3276	
2.8i V6 /Avant	00-04	ATE 23019 20.0	P 5485		GIR 20961 17.0	P 3276	
2.8i V6 /Avant	97-00	ATE 21939 20.0	P 4138		GIR 20961 17.0	P 3276	
3.0i V6 /Avant	01-04	GIR 23830 18.0	P10156		GIR 20961 17.0	P 3276	
3.0i V6 /Avant	01-04	ATE 23950 20.0	P 7905		GIR 20961 17.0	P 3276	
3.7i V8 /Avant	99-04	GIR 23830 18.0	P10156		GIR 20961 17.0	P 3276	
A6 (4F)							
2.0 TDI /Avant (disc 314 x 25 mm)	04-	ATE 23019 20.0	P 5485		GIR 23914 17.0	P 7945	
2.0 TDI /Avant (disc 321 x 30 mm)	04-	ATE 23763 20.0	P 7906		GIR 23914 17.0	P 7945	
2.0i 16V TFSI /Avant (disc 314 x 25 mm)	04-	ATE 23019 20.0	P 5485		GIR 23914 17.0	P 7945	
2.0i 16V TFSI /Avant (disc 321 x 30 mm)	04-	ATE 23763 20.0	P 7906		GIR 23914 17.0	P 7945	
2.4i V6 /Avant (disc 314 x 25 mm)	04-	ATE 23019 20.0	P 5485		GIR 23914 17.0	P 7945	
2.4i V6 /Avant (disc 321 x 30 mm)	04-	ATE 23763 20.0	P 7906		GIR 23914 17.0	P 7945	
2.7 V6 24V TDI /Avant (disc 314 x 25 mm)	04-	ATE 23019 20.0	P 5485		GIR 23914 17.0	P 7945	
2.7 V6 24V TDI /Avant (disc 321 x 30 mm)	04-	ATE 23763 20.0	P 7906		GIR 23914 17.0	P 7945	
3.2i V6 FSI /Avant	04-	ATE 23763 20.0	P 7906		GIR 23914 17.0	P 7945	
A6 Allroad Quattro (4BH)							
2.5 V6 TDI	00-06	ATE 23950 20.0	P 7905		GIR 20961 17.0	P 3276	
2.5 V6 TDI	00-06	GIR 23830 18.0	P10156		GIR 20961 17.0	P 3276	
2.7i V6 Turbo	00-06	GIR 23830 18.0	P10156		GIR 20961 17.0	P 3276	
2.7i V6 Turbo	00-06	ATE 23950 20.0	P 7905		GIR 20961 17.0	P 3276	
4.2i V8 Turbo	02-06	GIR 23830 18.0	P10156		GIR 20961 17.0	P 3276	
A6 Allroad Quattro (4FH)							
2.7 V6 TDI	06-	ATE 23763 20.0	P 7906		GIR 23914 17.0	P 7945	
3.0 V6 TDI	06-	ATE 23763 20.0	P 7906		GIR 23914 17.0	P 7945	
3.2 V6 FSI	06-	ATE 23763 20.0	P 7906		GIR 23914 17.0	P 7945	
4.2 V8 FSI	06-	ATE 23763 20.0	P 7906		GIR 23326 17.5	P 7957	
A6 Quattro (4A) 1994-97							
1.8i 20V /Avant	95-97	ATE 20678 20.0	P 4135		GIR 21144 16.5	P 2755	
1.8i 20V Turbo (110 KW 150 HP) /Avant	95-97	ATE 20678 20.0	P 4135		GIR 21144 16.5	P 2755	
2.0i 16V /Avant	94-97	ATE 20678 20.0	P 4135		GIR 21144 16.5	P 2755	
2.3i /Avant	94-97	ATE 20678 20.0	P 4135		GIR 21144 16.5	P 2755	
2.5 TDI (103 KW 140 HP) /Avant	94-96	ATE 20678 20.0	P 4135		GIR 21144 16.5	P 2755	
2.5 V6 24V TDI (110 KW 150 HP) /Avant	96-97	ATE 20678 20.0	P 4135		GIR 21144 16.5	P 2755	
2.6i V6 /Avant	95-97	ATE 20678 20.0	P 4135		GIR 21144 16.5	P 2755	
2.8i V6 /Avant	95-97	ATE 20678 20.0	P 4135		GIR 21144 16.5	P 2755	
4.2i V8 /Avant	95-97				GIR 21144 16.5	P 2755	
S6 2.2i 20V Turbo /Avant	94-97				GIR 21144 16.5	P 2755	
S6 4.2i V8 /Avant	94-97				GIR 21144 16.5	P 2755	
S6 4.2i V8 Plus /Avant	96-97				GIR 21144 16.5	P 2755	
A6 Quattro (4A) 2004-							
2.8 V6 24V FSI /Avant	07-	ATE 23763 20.0	P 7906		GIR 23914 17.0	P 7945	
A6 Quattro (4B) 1997-04							
1.8i 20V Turbo (110 KW 150 HP) /Avant	00-04	ATE 23019 20.0	P 5485		GIR 20961 17.0	P 3276	
1.8i 20V Turbo (110 KW 150 HP) /Avant	97-00	ATE 21939 20.0	P 4138		GIR 20961 17.0	P 3276	
1.8i 20V Turbo (132 KW 180 HP) /Avant	00-04	ATE 23019 20.0	P 5485		GIR 20961 17.0	P 3276	
1.8i 20V Turbo (132 KW 180 HP) /Avant	97-00	ATE 21939 20.0	P 4138		GIR 20961 17.0	P 3276	
2.4i V6 /Avant	00-04	ATE 23019 20.0	P 5485		GIR 20961 17.0	P 3276	
2.5 V6 24V TDI (110 KW 150 HP) /Avant	00-04	ATE 23019 20.0	P 5485		GIR 20961 17.0	P 3276	
2.5 V6 24V TDI (110 KW 150 HP) /Avant	97-00	ATE 21939 20.0	P 4138		GIR 20961 17.0	P 3276	

* Con segnalatori/ with wear device / avec avertisseurs

		KIT ANTERIORE / FRONT / AVANT			KIT POSTERIORE / REAR / ARRIERE		
		SYST./MVA/SP.	CODICE P.N. - Ref.	*	SYST./MVA/SP.	CODICE P.N. - Ref.	*
2.5 V6 24V TDI (132 KW 180 HP)	00-04	ATE 23019 20.0	P 5485		GIR 20961 17.0	P 3276	
2.5 V6 24V TDI (180 HP disc 288 x 25 mm) Avant	00-04	ATE 23019 20.0	P 5485		GIR 20961 17.0	P 3276	
2.5 V6 24V TDI (180 HP disc 312 x 25 mm) Avant	00-04	ATE 23019 20.0	P 5485		GIR 20961 17.0	P 3276	
2.5 V6 24V TDI (180 HP disc 321 x 30 mm) Avant	00-04	ATE 23950 20.0	P 7905		GIR 20961 17.0	P 3276	
2.7i V6 Turbo (169 KW 230 HP) /Avant	97-01	GIR 23830 18.0	P10156		GIR 20961 17.0	P 3276	
2.7i V6 Turbo (184 KW 250 HP) /Avant	01-04	ATE 23950 20.0	P 7905		GIR 20961 17.0	P 3276	
2.7i V6 Turbo (184 KW 250 HP) /Avant	01-04	GIR 23830 18.0	P10156		GIR 20961 17.0	P 3276	
2.8i V6 /Avant	00-04	ATE 23019 20.0	P 5485		GIR 20961 17.0	P 3276	
2.8i V6 /Avant	97-00	ATE 21939 20.0	P 4138		GIR 20961 17.0	P 3276	
3.0i V6 /Avant	01-04	ATE 23950 20.0	P 7905		GIR 20961 17.0	P 3276	
3.0i V6 /Avant	01-04	GIR 23830 18.0	P10156		GIR 20961 17.0	P 3276	
3.7i V8 /Avant	99-04	GIR 23830 18.0	P10156		GIR 20961 17.0	P 3276	
4.2i V8 /Avant	97-04	GIR 23830 18.0	P10156		GIR 20961 17.0	P 3276	
RS6 4.2i V8 /Avant (331 KW 450 HP)	02-04				GIR 23326 17.5	P 7957	
RS6 4.2i V8 Plus /Avant (353 KW 480 HP)	04-04				GIR 23326 17.5	P 7957	
S6 4.2i V8 /Avant (250 KW 340 HP)	97-04	GIR 23830 18.0	P10156		GIR 20961 17.0	P 3276	
A6 Quattro (4F) 2004-							
2.4i V6 /Avant (disc 314 x 25 mm)	04-	ATE 23019 20.0	P 5485		GIR 23914 17.0	P 7945	
2.4i V6 /Avant (disc 321 x 30 mm)	04-	ATE 23763 20.0	P 7906		GIR 23914 17.0	P 7945	
2.7 V6 24V TDI /Avant (disc 314 x 25 mm)	04-	ATE 23019 20.0	P 5485		GIR 23914 17.0	P 7945	
2.7 V6 24V TDI /Avant (disc 321 x 30 mm)	04-	ATE 23763 20.0	P 7906		GIR 23914 17.0	P 7945	
3.0 V6 24V TDI /Avant	04-	ATE 23763 20.0	P 7906		GIR 23914 17.0	P 7945	
3.2i V6 FSI /Avant	04-	ATE 23763 20.0	P 7906		GIR 23914 17.0	P 7945	
4.2i V8 FSI /Avant	04-	ATE 23763 20.0	P 7906		GIR 23326 17.5	P 7957	
S6 5.2i V10 /Avant (320 KW 435HP)	06-	ATE 23897 20.5	P 9035		GIR 23326 17.5	P 7957	
A8 (4D) 1994-02							
2.5 V6 24V TDI	94-97				GIR 21144 16.5	P 2755	
2.5 V6 24V TDI	97-02	GIR 23828 18.0	P10155		GIR 20961 17.0	P 3276	
2.8i V6	94-97				GIR 21144 16.5	P 2755	
2.8i V6	97-02	GIR 23828 18.0	P10155		GIR 20961 17.0	P 3276	
3.7i V8	95-97				GIR 21144 16.5	P 2755	
3.7i V8	97-02	GIR 23828 18.0	P10155		GIR 20961 17.0	P 3276	
A8 (4E) 2002-							
3.0i V6 (disc 323 x 30 mm)	02-	ATE 23763 20.0	P 7906		GIR 23326 17.5	P 7957	
3.2i V6 FSI (disc 323 x 30 mm)	05-	ATE 23763 20.0	P 7906		GIR 23326 17.5	P 7957	
A8 Quattro (4E) 2002-							
3.0 TDI (disc 323 x 30 mm)	03-	ATE 23763 20.0	P 7906		GIR 23326 17.5	P 7957	
3.0i V6 (disc 323 x 30 mm)	02-	ATE 23763 20.0	P 7906		GIR 23326 17.5	P 7957	
3.2i V6 FSI (disc 323 x 30 mm)	05-	ATE 23763 20.0	P 7906		GIR 23326 17.5	P 7957	
3.7i V8 (disc 323 x 30 mm)	02-	ATE 23763 20.0	P 7906		GIR 23326 17.5	P 7957	
3.7i V8 (disc 360 x 34 mm)	02-	ATE 23897 20.5	P 9035		GIR 23326 17.5	P 7957	
4.0 V8 TDI	03-05	ATE 23897 20.5	P 9035		GIR 23326 17.5	P 7957	
4.2 V8 TDI	05-	ATE 23897 20.5	P 9035		GIR 23326 17.5	P 7957	
4.2i V8	02-06	ATE 23897 20.5	P 9035		GIR 23326 17.5	P 7957	
4.2i V8 FSI	06-	ATE 23897 20.5	P 9035		GIR 23326 17.5	P 7957	
6.0i W12	03-	ATE 23897 20.5	P 9035		GIR 23326 17.5	P 7957	
S8 5.2i V10	06-				GIR 23326 17.5	P 7957	
CABRIO (8G7-B4) 1991-00							
1.8i 20V	97-00	GIR 20669 19.0	P 3765		GIR 21144 16.5	P 2755	
1.9 TDI	95-00	GIR 20669 19.0	P 3765		GIR 21144 16.5	P 2755	
2.0i	93-98	GIR 20669 19.0	P 3765		GIR 21144 16.5	P 2755	
2.0i 16V	93-98	GIR 20669 19.0	P 3765		GIR 21144 16.5	P 2755	
2.3i	91-94	GIR 20669 19.0	P 3765		GIR 21144 16.5	P 2755	
2.6i V6	93-00	GIR 21137 19.0	P 9045		GIR 21144 16.5	P 2755	
2.8i V8	93-00	GIR 21137 19.0	P 9045		GIR 21144 16.5	P 2755	
Q7 2006-							
3.0 TDI Quattro	06-	BRE 23693 16.5	P 8955	P 8955Y	BRE 23694 16.5	P 8965	P 8965Y
3.6 FSI Quattro	06-	BRE 23693 16.5	P 8955	P 8955Y	BRE 23694 16.5	P 8965	P 8965Y
4.2 FSI Quattro	06-	BRE 23693 16.5	P 8955	P 8955Y			
4.2 TDI Quattro	07-	BRE 23693 16.5	P 8955	P 8955Y			
TT (8J) 2007-							
2.0 TFSI /Roadster	07-	ATE 23588 20.0	P 7895		GIR 23914 17.0	P 7945	
3.2i V6 FSI Quattro /Roadster	07-	ATE 23913 20.0	P 7909		GIR 23914 17.0	P 7945	
TT (8N) 1998-07							
1.8i 20V Turbo /Quattro /Roadster	00-07	ATE 23392 20.0	P 4139		GIR 20961 17.0	P 3276	
1.8i 20V Turbo /Quattro /Roadster	98-00	ATE 21911 20.0	P 4137		GIR 20961 17.0	P 3276	
3.2i VR6 24V Quattro /Roadster	03-07				GIR 20961 17.0	P 3276	
BMW							
Serie 1 (E87) 2004-							
116i	04-	GIR 23916 17.5	P 9055	P 9055Y	GIR 23623 17.0	P 8825	P 8825Y
118d	04-	GIR 23916 17.5	P 9055	P 9055Y	GIR 23623 17.0	P 8825	P 8825Y
118i	04-	GIR 23916 17.5	P 9055	P 9055Y	GIR 23623 17.0	P 8825	P 8825Y
120d /Coupe'	04-	ATE 23935 17.5	P 8815		ATE 23926 17.0	P 8835	P 8835Y
120i	04-	ATE 23935 17.5	P 8815		GIR 23623 17.0	P 8825	P 8825Y
123d /Coupe'	07-	ATE 24096 20.0	P 798.10	P 798.10Y	ATE 23926 17.0	P 8835	P 8835Y

* Con segnalatori/ with wear device / avec avertisseurs

		KIT ANTERIORE / FRONT / AVANT			KIT POSTERIORE / REAR / ARRIERE		
		SYST./MVA/SP.	CODICE P.N. - Ref.	*	SYST./MVA/SP.	CODICE P.N. - Ref.	*
130i	05-	ATE 24096 20.0	P 798.10	P 798.10Y	ATE 23926 17.0	P 8835	P 8835Y
Serie 3 (E21) 1975-82							
323i	78-82	ATE 20588 16.5	P 2545	P 2545Y			
Serie 3 (E30) 1982-94							
315	82-83	GIR 21173 17.0	P 2695	P 2695Y			
315 (Abs)	82-83	GIR 21173 17.0	P 2695	P 2695Y	ATE 20756 17.0	P 2976	P 2976Y
316i	82-91	GIR 21173 17.0	P 2695	P 2695Y			
316i (Abs)	82-91	GIR 21173 17.0	P 2695	P 2695Y	ATE 20756 17.0	P 2976	P 2976Y
316i Touring	91-94	GIR 21173 17.0	P 2695	P 2695Y	ATE 20756 17.0	P 2976	P 2976Y
318i	82-91	GIR 21173 17.0	P 2695	P 2695Y			
318i (Abs)	82-91	GIR 21173 17.0	P 2695	P 2695Y	ATE 20756 17.0	P 2976	P 2976Y
318i Cabrio /Touring	89-94	GIR 21173 17.0	P 2695	P 2695Y	ATE 20756 17.0	P 2976	P 2976Y
318iS	89-91	GIR 21173 17.0	P 2695	P 2695Y	ATE 20756 17.0	P 2976	P 2976Y
320i	82-91	GIR 21173 17.0	P 2695	P 2695Y	ATE 20756 17.0	P 2976	P 2976Y
320i Cabrio /Touring	87-94	GIR 21173 17.0	P 2695	P 2695Y	ATE 20756 17.0	P 2976	P 2976Y
320iS	87-91	GIR 21173 17.0	P 2695	P 2695Y	ATE 20756 17.0	P 2976	P 2976Y
323i	82-91	GIR 21173 17.0	P 2695	P 2695Y	ATE 20756 17.0	P 2976	P 2976Y
324 D	85-91	GIR 21173 17.0	P 2695	P 2695Y			
324 D (Abs)	85-91	GIR 21173 17.0	P 2695	P 2695Y	ATE 20756 17.0	P 2976	P 2976Y
324 TD	87-91	GIR 21173 17.0	P 2695	P 2695Y	ATE 20756 17.0	P 2976	P 2976Y
324 TD Touring	88-94	GIR 21173 17.0	P 2695	P 2695Y	ATE 20756 17.0	P 2976	P 2976Y
325i-325i X	85-91	GIR 21173 17.0	P 2695	P 2695Y	ATE 20756 17.0	P 2976	P 2976Y
325i-325i X Cabrio /Touring	87-94	GIR 21173 17.0	P 2695	P 2695Y	ATE 20756 17.0	P 2976	P 2976Y
M3 2.3i Coupe'	86-90	ATE 20629 19.5	P 3185	P 3185Y	ATE 20995 17.0	P 3525	P 3525Y
M3 2.5i Coupe'	90-92	ATE 20629 19.5	P 3185	P 3185Y	ATE 20995 17.0	P 3525	P 3525Y
Serie 3 (E36) 1991-99							
316i	91-98	ATE 21643 18.0	P 3515	P 3515Y			
316i Compact	94-99	ATE 21643 18.0	P 3515	P 3515Y			
316i Coupe' /Cabrio /Touring	94-98	ATE 21643 18.0	P 3515	P 3515Y			
318 TDS /Touring	95-98	ATE 21643 18.0	P 3515	P 3515Y	ATE 20180 17.0	P 4105	P 4105Y
318 TDS Compact	95-99	ATE 21643 18.0	P 3515	P 3515Y	ATE 20180 17.0	P 4105	P 4105Y
318i	91-98	ATE 21643 18.0	P 3515	P 3515Y	ATE 20180 17.0	P 4105	P 4105Y
318i Cabrio	94-99	ATE 21643 18.0	P 3515	P 3515Y	ATE 20180 17.0	P 4105	P 4105Y
318i Touring	94-98	ATE 21643 18.0	P 3515	P 3515Y	ATE 20180 17.0	P 4105	P 4105Y
318iS /Coupe'	92-98	ATE 21643 18.0	P 3515	P 3515Y	ATE 20180 17.0	P 4105	P 4105Y
318iS Compact	94-99	ATE 21643 18.0	P 3515	P 3515Y	ATE 20180 17.0	P 4105	P 4105Y
320i 24V	91-98	ATE 21643 18.0	P 3515	P 3515Y	ATE 20180 17.0	P 4105	P 4105Y
320i 24V Cabrio	94-99	ATE 21643 18.0	P 3515	P 3515Y	ATE 20180 17.0	P 4105	P 4105Y
320i 24V Coupe' /Touring	94-98	ATE 21643 18.0	P 3515	P 3515Y	ATE 20180 17.0	P 4105	P 4105Y
323i 24V /Cabrio /Touring	95-98	ATE 21643 18.0	P 3515	P 3515Y	ATE 20180 17.0	P 4105	P 4105Y
323i 24V Compact /Coupe'	95-99	ATE 21643 18.0	P 3515	P 3515Y	ATE 20180 17.0	P 4105	P 4105Y
325 TD	91-98	ATE 21643 18.0	P 3515	P 3515Y	ATE 20180 17.0	P 4105	P 4105Y
325 TDS /Touring	93-98	ATE 21643 18.0	P 3515	P 3515Y	ATE 20180 17.0	P 4105	P 4105Y
325i 24V /Coupe'	91-98	ATE 21643 18.0	P 3515	P 3515Y	ATE 20180 17.0	P 4105	P 4105Y
325i 24V Cabrio /Touring	93-98	ATE 21643 18.0	P 3515	P 3515Y	ATE 20180 17.0	P 4105	P 4105Y
328i 24V /Touring /Coupe'	95-98	ATE 21643 18.0	P 3515	P 3515Y	ATE 20180 17.0	P 4105	P 4105Y
328i 24V Cabrio	94-99	ATE 21643 18.0	P 3515	P 3515Y	ATE 20180 17.0	P 4105	P 4105Y
M3 3.0i V6 /Coupe' /Cabrio	92-95	ATE 20968 19.5	P 3495		ATE 20995 17.0	P 3525	
M3 3.2i V6 /Coupe' /Cabrio	95-98	ATE 20968 19.5	P 3495		ATE 20995 17.0	P 3525	
Serie 3 (E46) 1998-05							
316i /Compact /Coupe' /Touring	98-05	ATE 23287 17.5	P 5465	P 5465Y	ATE 21934 17.0	P 4955	P 4955Y
318d /Compact /Touring	01-05	ATE 23287 17.5	P 5465	P 5465Y	ATE 21934 17.0	P 4955	P 4955Y
318i /Compact /Coupe' /Cabrio /Touring	98-05	ATE 23287 17.5	P 5465	P 5465Y	ATE 21934 17.0	P 4955	P 4955Y
320d /Compact /Coupe' /Cabrio /Touring	98-05	ATE 23287 17.5	P 5465	P 5465Y	ATE 21934 17.0	P 4955	P 4955Y
320i 24V /Coupe' /Touring /Cabrio	98-05	ATE 21925 17.5	P 4945	P 4945Y	ATE 21934 17.0	P 4955	P 4955Y
323i 24V /Coupe' /Cabrio	98-00	ATE 21925 17.5	P 4945	P 4945Y	ATE 21934 17.0	P 4955	P 4955Y
325i 24V /Compact /Coupe' /Cabrio /Touring	00-05	ATE 21925 17.5	P 4945	P 4945Y	ATE 21934 17.0	P 4955	P 4955Y
325xi 24V /Compact /Coupe' /Cabrio /Touring	00-05	ATE 21925 17.5	P 4945	P 4945Y	ATE 21934 17.0	P 4955	P 4955Y
328i 24V /Coupe' /Touring	98-00	ATE 21925 17.5	P 4945	P 4945Y	ATE 21934 17.0	P 4955	P 4955Y
330d /Coupe' /Cabrio /Touring	99-05	ATE 23183 19.5	P 4418	P 4418Y	ATE 21282 17.0	P 8015	P 8015Y
330i 24V /Coupe' /Cabrio /Touring	00-05	ATE 23183 19.5	P 4418	P 4418Y	ATE 21282 17.0	P 8015	P 8015Y
330xd /Touring	00-05	ATE 23183 19.5	P 4418	P 4418Y	ATE 21282 17.0	P 8015	P 8015Y
330xi 24V /Coupe' /Cabrio /Touring	00-05	ATE 23183 19.5	P 4418	P 4418Y	ATE 21282 17.0	P 8015	P 8015Y
M3 3.2i V6 /Coupe' /Cabrio	00-05	ATE 23474 19.5	P 441.10	P 441.10Y	ATE 21282 17.0	P 8015	P 8015Y
M3 3.2i V6 CSL	03-05	ATE 23474 19.5	P 441.10	P 441.10Y	ATE 21282 17.0	P 8015	P 8015Y
Serie 3 (E90-E91-E92-E93) 2005-							
318d /Coupé /Touring	05-	ATE 23935 17.5	P 8815		ATE 23623 17.0	P 8825	P 8825Y
318i /Coupé /Touring	05-	ATE 23935 17.5	P 8815		ATE 23623 17.0	P 8825	P 8825Y
320d /Coupé /Touring	05-	ATE 23968 20.0	P 7988	P 7988Y	ATE 23926 17.0	P 8835	P 8835Y
320i /Touring	05-	ATE 23935 17.5	P 8815		ATE 23623 17.0	P 8825	P 8825Y
320i Coupé	06-	ATE 23968 20.0	P 7988	P 7988Y	ATE 23926 17.0	P 8835	P 8835Y
325d /Touring	06-	ATE 23968 20.0	P 7988	P 7988Y	ATE 23550 17.0	P 8845	P 8845Y
325i /Cabrio /Coupé /Touring	05-	ATE 23968 20.0	P 7988	P 7988Y	ATE 23926 17.0	P 8835	P 8835Y
325xi /Coupé /Touring	05-	ATE 23968 20.0	P 7988	P 7988Y	ATE 23926 17.0	P 8835	P 8835Y
330d /Touring	05-	ATE 23968 20.0	P 7988	P 7988Y	ATE 23550 17.0	P 8845	P 8845Y
330d Coupé	06-	ATE 24161 20.0	P 7999	P 7999Y	ATE 23550 17.0	P 8845	P 8845Y

* Con segnalatori/ with wear device / avec avertisseurs

		KIT ANTERIORE / FRONT / AVANT			KIT POSTERIORE / REAR / ARRIERE		
		SYST./MVA/SP.	CODICE P.N. - Ref.	*	SYST./MVA/SP.	CODICE P.N. - Ref.	*
330i /Coupé /Touring	05-	ATE 23968 20.0	P 7988	P 7988Y	ATE 23550 17.0	P 8845	P 8845Y
330xd /Touring	05-	ATE 23968 20.0	P 7988	P 7988Y	ATE 23550 17.0	P 8845	P 8845Y
330xd Coupé	06-	ATE 24161 20.0	P 7999	P 7999Y	ATE 23550 17.0	P 8845	P 8845Y
330xi /Coupé /Touring	05-	ATE 23968 20.0	P 7988	P 7988Y	ATE 23550 17.0	P 8845	P 8845Y
335d /Coupé /Touring	06-	ATE 24161 20.0	P 7999	P 7999Y	ATE 23550 17.0	P 8845	P 8845Y
335i /Coupé /Touring	06-	ATE 24161 20.0	P 7999	P 7999Y	ATE 23550 17.0	P 8845	P 8845Y
M3 4.0i V8 /Coupé	06-				ATE 23310 17.0	P 10145	
Serie 5 (E34) 1988-95							
518i /Touring	88-95	ATE 20968 19.5	P 3495	P 3495Y	ATE 20995 17.0	P 3525	P 3525Y
520i 24V /Touring	88-95	ATE 20968 19.5	P 3495	P 3495Y	ATE 20995 17.0	P 3525	P 3525Y
524 TD	88-90	ATE 20968 19.5	P 3495	P 3495Y	ATE 20995 17.0	P 3525	P 3525Y
525 TD /Touring	90-95	ATE 20968 19.5	P 3495	P 3495Y	ATE 20995 17.0	P 3525	P 3525Y
525 TDS /Touring	90-95	ATE 20968 19.5	P 3495	P 3495Y	ATE 20995 17.0	P 3525	P 3525Y
525i 24V /Touring	88-95	ATE 20968 19.5	P 3495	P 3495Y	ATE 20995 17.0	P 3525	P 3525Y
525xi 24V /Touring	91-95	ATE 20968 19.5	P 3495	P 3495Y	ATE 20995 17.0	P 3525	P 3525Y
530i	88-91	ATE 20968 19.5	P 3495	P 3495Y	ATE 20995 17.0	P 3525	P 3525Y
530i V8 /Touring	92-95	ATE 20968 19.5	P 3495	P 3495Y	ATE 20995 17.0	P 3525	P 3525Y
535i /Touring	88-95	ATE 20968 19.5	P 3495	P 3495Y	ATE 20995 17.0	P 3525	P 3525Y
540i V8 /Touring	88-95	ATE 21486 19.0	P 8005		ATE 20995 17.0	P 3525	P 3525Y
M5 3.5i V6	88-92	ATE 20968 19.5	P 3495	P 3495Y	ATE 20995 17.0	P 3525	P 3525Y
M5 3.8i V6 /Touring	92-95				ATE 20995 17.0	P 3525	P 3525Y
Serie 5 (E39) 1995-03							
520d	00-03	ATE 21677 19.5	P 4415	P 4415Y	ATE 21691 17.0	P 4445	P 4445Y
520d Touring	00-03	ATE 21677 19.5	P 4415	P 4415Y	ATE 21691 17.0	P 4445	P 4446Y
520i 24V	95-03	ATE 21677 19.5	P 4415	P 4415Y	ATE 21691 17.0	P 4445	P 4445Y
520i 24V Touring	95-03	ATE 21677 19.5	P 4415	P 4415Y	ATE 21691 17.0	P 4445	P 4446Y
523i 24V	95-00	ATE 21677 19.5	P 4415	P 4415Y	ATE 21691 17.0	P 4445	P 4445Y
523i 24V Touring	95-00	ATE 21677 19.5	P 4415	P 4415Y	ATE 21691 17.0	P 4445	P 4446Y
525 tds	95-00	ATE 21677 19.5	P 4415	P 4415Y	ATE 21691 17.0	P 4445	P 4445Y
525 tds Touring	95-00	ATE 21677 19.5	P 4415	P 4415Y	ATE 21691 17.0	P 4445	P 4446Y
525d	00-03	ATE 21677 19.5	P 4415	P 4415Y	ATE 21691 17.0	P 4445	P 4445Y
525d Touring	00-03	ATE 21677 19.5	P 4415	P 4415Y	ATE 21691 17.0	P 4445	P 4446Y
525i 24V	00-03	ATE 21677 19.5	P 4415	P 4415Y	ATE 21691 17.0	P 4445	P 4445Y
525i 24V Touring	00-03	ATE 21677 19.5	P 4415	P 4415Y	ATE 21691 17.0	P 4445	P 4446Y
528i 24V	95-00	ATE 21677 19.5	P 4415	P 4415Y	ATE 21691 17.0	P 4445	P 4445Y
528i 24V Touring	95-00	ATE 21677 19.5	P 4415	P 4415Y	ATE 21691 17.0	P 4445	P 4446Y
530d	00-03	ATE 21486 19.0	P 8005	P 8005Y	ATE 21691 17.0	P 4445	P 4445Y
530d	98-00	ATE 21677 19.5	P 4415	P 4415Y	ATE 21691 17.0	P 4445	P 4445Y
530d Touring	00-03	ATE 21486 19.0	P 8005	P 8005Y	ATE 21691 17.0	P 4445	P 4446Y
530d Touring	98-00	ATE 21677 19.5	P 4415	P 4415Y	ATE 21691 17.0	P 4445	P 4446Y
530i 24V	00-03	ATE 21486 19.0	P 8005	P 8005Y	ATE 21691 17.0	P 4445	P 4445Y
530i 24V Touring	00-03	ATE 21486 19.0	P 8005	P 8005Y	ATE 21691 17.0	P 4445	P 4446Y
535i V8	95-97	ATE 21677 19.5	P 4415	P 4415Y	ATE 21691 17.0	P 4445	P 4445Y
535i V8	97-03	ATE 21486 19.0	P 8005	P 8005Y	ATE 21691 17.0	P 4445	P 4445Y
535i V8 Touring	95-97	ATE 21677 19.5	P 4415	P 4415Y	ATE 21691 17.0	P 4445	P 4446Y
535i V8 Touring	97-03	ATE 21486 19.0	P 8005	P 8005Y	ATE 21691 17.0	P 4445	P 4446Y
540i V8	95-03	ATE 21486 19.0	P 8005	P 8005Y	ATE 21691 17.0	P 4445	P 4445Y
540i V8 Touring	95-03	ATE 21486 19.0	P 8005	P 8005Y	ATE 21691 17.0	P 4445	P 4446Y
M5 5.0i V8	98-03	ATE 21486 19.0	P 8005	P 8005Y	ATE 21282 17.0	P 8015	
Serie 5 (E60-E61) 2003-							
520d	05-	ATE 23793 20.0	P 7985	P 7985Y	ATE 23732 17.0	P 8855	P 8855Y
520d (automatic transmission)	05-	ATE 23347 20.0	P 7995	P 7995Y	ATE 23732 17.0	P 8855	P 8855Y
520d Touring	05-	ATE 23793 20.0	P 7985	P 7985Y	ATE 23732 17.0	P 8855	
520d Touring (automatic transmission)	05-	ATE 23347 20.0	P 7995	P 7995Y	ATE 23732 17.0	P 8855	
520i 24V	03-	ATE 23793 20.0	P 7985	P 7985Y	ATE 23732 17.0	P 8855	P 8855Y
520i 24V (automatic transmission)	03-	ATE 23347 20.0	P 7995	P 7995Y	ATE 23732 17.0	P 8855	P 8855Y
520i 24V Touring	04-	ATE 23793 20.0	P 7985	P 7985Y	ATE 23732 17.0	P 8855	
520i 24V Touring (automatic transmission)	04-	ATE 23347 20.0	P 7995	P 7995Y	ATE 23732 17.0	P 8855	
523i 24V	03-	ATE 23793 20.0	P 7985	P 7985Y	ATE 23732 17.0	P 8855	P 8855Y
523i 24V (automatic transmission)	03-	ATE 23347 20.0	P 7995	P 7995Y	ATE 23732 17.0	P 8855	P 8855Y
523i 24V Touring	04-	ATE 23793 20.0	P 7985	P 7985Y	ATE 23732 17.0	P 8855	
523i 24V Touring (automatic transmission)	04-	ATE 23347 20.0	P 7995	P 7995Y	ATE 23732 17.0	P 8855	
525d	04-	ATE 23793 20.0	P 7985	P 7985Y	ATE 23732 17.0	P 8855	P 8855Y
525d (automatic transmission)	04-	ATE 23347 20.0	P 7995	P 7995Y	ATE 23732 17.0	P 8855	P 8855Y
525d Touring	04-	ATE 23793 20.0	P 7985	P 7985Y	ATE 23732 17.0	P 8855	
525d Touring (automatic transmission)	04-	ATE 23347 20.0	P 7995	P 7995Y	ATE 23732 17.0	P 8855	
525i 24V	03-	ATE 23347 20.0	P 7995	P 7995Y	ATE 23732 17.0	P 8855	P 8855Y
525i 24V Touring	04-	ATE 23347 20.0	P 7995	P 7995Y	ATE 23732 17.0	P 8855	
525xi 24V	05-	ATE 23347 20.0	P 7995	P 7995Y	ATE 23732 17.0	P 8855	P 8855Y
525xi 24V Touring	05-	ATE 23347 20.0	P 7995	P 7995Y	ATE 23732 17.0	P 8855	
530d	03-	ATE 23347 20.0	P 7995	P 7995Y	ATE 23732 17.0	P 8855	P 8855Y
530d Touring	04-	ATE 23347 20.0	P 7995	P 7995Y	ATE 23732 17.0	P 8855	
530i 24V	03-	ATE 23347 20.0	P 7995	P 7995Y	ATE 23732 17.0	P 8855	P 8855Y
530i 24V Touring	04-	ATE 23347 20.0	P 7995	P 7995Y	ATE 23732 17.0	P 8855	
530xd	05-	ATE 23347 20.0	P 7995	P 7995Y	ATE 23732 17.0	P 8855	P 8855Y
530xd Touring	05-	ATE 23347 20.0	P 7995	P 7995Y	ATE 23732 17.0	P 8855	
530xi 24V	05-	ATE 23347 20.0	P 7995	P 7995Y	ATE 23732 17.0	P 8855	P 8855Y
530xi 24V Touring	05-	ATE 23347 20.0	P 7995	P 7995Y	ATE 23732 17.0	P 8855	

* Con segnalatori/ with wear device / avec avertisseurs

		KIT ANTERIORE / FRONT / AVANT			KIT POSTERIORE / REAR / ARRIERE		
		SYST./MVA/SP.	CODICE P.N. - Ref.	*	SYST./MVA/SP.	CODICE P.N. - Ref.	*
535d	04-	ATE 23820 20.5	P10135	P10135Y	ATE 23310 17.0	P10145	P10145Y
535d Touring	04-	ATE 23820 20.5	P10135	P10135Y	ATE 23310 17.0	P10145	P10146Y
540i V8 32V	05-	ATE 23347 20.0	P 7995	P 7995Y	ATE 23310 17.0	P10145	P10145Y
540i V8 32V Touring	05-	ATE 23347 20.0	P 7995	P 7995Y	ATE 23310 17.0	P10145	P10146Y
545i V8 32V	03-05	ATE 23347 20.0	P 7995	P 7995Y	ATE 23310 17.0	P10145	P10145Y
545i V8 32V Touring	04-05	ATE 23347 20.0	P 7995	P 7995Y	ATE 23310 17.0	P10145	P10146Y
550i V8 32V	05-	ATE 23820 20.5	P10135	P10135Y	ATE 23310 17.0	P10145	P10145Y
550i V8 32V Touring	05-	ATE 23820 20.5	P10135	P10135Y	ATE 23310 17.0	P10145	P10146Y
M5 5.0i V10	04-	ATE 23820 20.5	P10135	P10135Y	ATE 23310 17.0	P10145	P10145Y
Serie 6 (E63-E64) 2004-							
630i 24V /Cabrio	04-	ATE 23347 20.0	P 7995	P 7995Y	ATE 23732 17.0	P 8855	P 8855Y
645i 24V /Cabrio	04-	ATE 23347 20.0	P 7995	P 7995Y	ATE 23310 17.0	P10145	P10145Y
650i 32V /Cabrio	05-	ATE 23820 20.5	P10135	P10135Y	ATE 23310 17.0	P10145	P10145Y
M6 5.0i V10 /Cabrio	05-	ATE 23820 20.5	P10135	P10135Y	ATE 23310 17.0	P10145	P10145Y
Serie 7 (E32) 1986-94							
730i /L	86-94	ATE 20968 19.5	P 3495	P 3495Y	ATE 20995 17.0	P 3525	P 3525Y
730i V8 /L	86-94	ATE 20968 19.5	P 3495	P 3495Y	ATE 20995 17.0	P 3525	P 3525Y
735i /L	86-94	ATE 20968 19.5	P 3495	P 3495Y	ATE 20995 17.0	P 3525	P 3525Y
740i V8 /L	86-94	ATE 20968 19.5	P 3495	P 3495Y	ATE 20995 17.0	P 3525	P 3525Y
750i V12 /L	86-90	ATE 20968 19.5	P 3495	P 3495Y	ATE 20995 17.0	P 3525	P 3525Y
750i V12 /L	90-94				ATE 20995 17.0	P 3525	P 3525Y
Serie 7 (E38) 1994-01							
725 tds	96-01	BRE 21471 17.5	P 8865	P 8865Y	ATE 21282 17.0	P 8015	P 8016Y
728i 24V /L	94-01	BRE 21471 17.5	P 8865	P 8865Y	ATE 21282 17.0	P 8015	P 8016Y
730d	98-01	BRE 21471 17.5	P 8865	P 8865Y	ATE 21282 17.0	P 8015	P 8016Y
730i V8 /L	94-01	BRE 21471 17.5	P 8865	P 8865Y	ATE 21282 17.0	P 8015	P 8016Y
735i V8 /L	94-01	BRE 21471 17.5	P 8865	P 8865Y	ATE 21282 17.0	P 8015	P 8016Y
740d	99-01				ATE 21282 17.0	P 8015	P 8016Y
740i V8 /L	94-01	ATE 21486 19.0	P 8005	P 8007Y	ATE 21282 17.0	P 8015	P 8016Y
750i V12 /L	94-01				ATE 21282 17.0	P 8015	P 8016Y
Serie 7 (E65-E66) 2001-							
730d /L	01-	ATE 23347 20.0	P 7995	P 7996Y	ATE23447 17.0	P 8025	P 8026Y
730i V6 /L	01-	ATE 23347 20.0	P 7995	P 7996Y	ATE23447 17.0	P 8025	P 8026Y
735i V8 /L	01-	ATE 23347 20.0	P 7995	P 7996Y	ATE23447 17.0	P 8025	P 8026Y
740d	01-	ATE 23347 20.0	P 7995	P 7996Y	ATE23447 17.0	P 8025	P 8026Y
740i V8 /L	05-	ATE 23347 20.0	P 7995	P 7996Y	ATE23310 17.0	P10145	P10147Y
745d	05-	ATE 23820 20.5	P10135	P10136Y	ATE23310 17.0	P10145	P10147Y
745i V8 /L	01-	ATE 23347 20.0	P 7995	P 7996Y	ATE23310 17.0	P10145	P10147Y
750i V8 /L	05-	ATE 23820 20.5	P10135	P10136Y	ATE23310 17.0	P10145	P10147Y
760i V12 /L	03-	ATE 23820 20.5	P10135	P10136Y	ATE23310 17.0	P10145	P10147Y
Serie 8 (E31) 1990-99							
840i V8	94-99	BRE 21471 17.5	P 8865				
850i V12	94-99	BRE 21471 17.5	P 8865				
X3 (E83) 2003-							
2.0d	04-	ATE 23183 19.5	P 4418	P 4419Y	ATE 21282 17.0	P 8015	P 8019Y
2.0i	05-	ATE 23183 19.5	P 4418	P 4419Y	ATE 21282 17.0	P 8015	P 8019Y
2.5i 24V	03-07	ATE 23183 19.5	P 4418	P 4419Y	ATE 21282 17.0	P 8015	P 8019Y
2.5si	06-	ATE 23183 19.5	P 4418	P 4419Y	ATE 21282 17.0	P 8015	P 8019Y
3.0d	03-	ATE 23183 19.5	P 4418	P 4419Y	ATE 21282 17.0	P 8015	P 8019Y
3.0i 24V	03-07	ATE 23183 19.5	P 4418	P 4419Y	ATE 21282 17.0	P 8015	P 8019Y
3.0sd	06-	ATE 21486 19.0	P 8005	P 8008Y	ATE 21282 17.0	P 8015	P 8019Y
3.0si	06-	ATE 23183 19.5	P 4418	P 4419Y	ATE 21282 17.0	P 8015	P 8019Y
X5 (E53) 2001-07							
3.0d	01-07	ATE 21486 19.0	P 8005	P 8006Y	ATE 21282 17.0	P 8015	P 8017Y
3.0i 24V	00-07	ATE 21486 19.0	P 8005	P 8006Y	ATE 21282 17.0	P 8015	P 8017Y
4.4i V8 32V	00-07	ATE 21486 19.0	P 8005	P 8006Y	ATE 21282 17.0	P 8015	P 8017Y
4.6is V8 32V	02-04	ATE 23895 20.5	P10125	P10125Y	ATE 21282 17.0	P 8015	P 8017Y
4.8is V8 32V	04-07	ATE 23895 20.5	P10125	P10125Y	ATE 21282 17.0	P 8015	P 8017Y
X5 (E70) 2007-							
3.0d	07-	ATE 24171 19.5	P10115		ATE 23732 17.0	P 8859	
3.0sd	07-	ATE 24171 19.5	P10115		ATE 23732 17.0	P 8859	
3.0si 24V	07-	ATE 24171 19.5	P10115		ATE 23732 17.0	P 8859	
4.8i 32V	07-	ATE 24171 19.5	P10115		ATE 23732 17.0	P 8859	
Z1 1988-91							
2.5i	88-91	GIR 21173 17.0	P 2695	P 2695Y	ATE 20756 17.0	P 2976	P 2976Y
Z3 1996-03							
1.8i Roadster	96-98	ATE 21643 18.0	P 3515	P 3515Y	ATE 20180 17.0	P 4105	P 4105Y
1.9i 16V Roadster	96-03	ATE 23287 17.5	P 5465		ATE 20180 17.0	P 4105	P 4105Y
2.0i 24V Roadster	99-03	ATE 23287 17.5	P 5465		ATE 20180 17.0	P 4105	P 4105Y
2.2i 24V Roadster	00-03	ATE 23287 17.5	P 5465		ATE 20180 17.0	P 4105	P 4105Y
2.8i 24V Coupe' /Roadster	96-00	ATE 23287 17.5	P 5465		ATE 20180 17.0	P 4105	P 4105Y
3.0i 24V Coupe' /Roadster	00-03	ATE 23287 17.5	P 5465		ATE 20180 17.0	P 4105	P 4105Y
3.2i 24V M Coupe' /Roadster	97-03	ATE 20968 19.5	P 3495		ATE 20995 17.0	P 3525	
Z4 2003-							
2.0i 16V Roadster	04-	ATE 23287 17.5	P 5465	P 5465Y	ATE 21934 17.0	P 4955	
2.2i 24V Roadster	03-	ATE 23287 17.5	P 5465	P 5465Y	ATE 21934 17.0	P 4955	
2.5i 24V Roadster	03-	ATE 23287 17.5	P 5465	P 5465Y	ATE 21934 17.0	P 4955	
2.5si 24V Roadster	06-	ATE 23287 17.5	P 5465	P 5465Y	ATE 21934 17.0	P 4955	

* Con segnalatori/ with wear device / avec avertisseurs

		KIT ANTERIORE / FRONT / AVANT			KIT POSTERIORE / REAR / ARRIERE		
		SYST./MVA/SP.	CODICE P.N. - Ref.	*	SYST./MVA/SP.	CODICE P.N. - Ref.	*
3.0i 24V Roadster	03-06	ATE 23287 17.5	P 5465	P 5465Y	ATE 21934 17.0	P 4955	
3.0si 24V Coupe' /Roadster	06-	ATE 23287 17.5	P 5465	P 5465Y	ATE 21934 17.0	P 4955	
3.2i 24V M Coupe' /Roadster	06-	ATE 23474 19.5	P 441.10		ATE 21282 17.0	P 8015	
Z8 2000-04							
5.0i V8	00-04	ATE 21486 19.0	P 8005		ATE 21282 17.0	P 8015	
CHEVROLET							
AVEO 2006-							
1.2	06-	SUM 23974 17.5	P 7495				
1.4	06-	SUM 23974 17.5	P 7495				
CAPTIVA 2006-							
2.0 VCDi	06-	AKE 24512 17.0	P10195		AKE 24500 15.5	P10205	
2.0i 16V	06-	AKE 24512 17.0	P10195		AKE 24500 15.5	P10205	
2.4i 16V	06-	AKE 24512 17.0	P10195		AKE 24500 15.5	P10205	
3.2i V6 24V	06-	AKE 24512 17.0	P10195		AKE 24500 15.5	P10205	
EVANDA 2002-							
2.0i 16V (96 KW 131 HP)	02-	SUM 24062 17.0	P 7505		SUM 23994 15.5	P 7515	
2.0i L6 24V (104 KW 141 HP)	02-	SUM 24062 17.0	P 7505		SUM 23994 15.5	P 7515	
2.5i L6 24V	03-	SUM 24062 17.0	P 7505		SUM 23994 15.5	P 7515	
KALOS 2002-							
1.2i	03-	SUM 23974 17.5	P 7495				
1.4i	02-	SUM 23974 17.5	P 7495				
1.4i 16V	03-	SUM 23974 17.5	P 7495				
LACETTI 2003-							
1.4i 16V	03-	AKE 23234 17.0	P 5285		SUM 24071 14.5	P 7525	
1.6i 16V	03-	AKE 23234 17.0	P 5285		SUM 24071 14.5	P 7525	
1.8i 16V	03-	AKE 23234 17.0	P 5285		SUM 24071 14.5	P 7525	
MATIZ 1998-							
0.8i	98-	SUM 23241 16.0	P 5275				
1.0i	03-	SUM 23241 16.0	P 5275				
NUBIRA (J200) 2003-							
1.6i 16V /Station Wagon	03-	SUM 23234 17.0	P 5285		SUM 24071 14.5	P 7525	
1.8i 16V /Station Wagon	03-	SUM 23234 17.0	P 5285		SUM 24071 14.5	P 7525	
TACUMA 2000-							
1.6i 16V	02-	SUM 24062 17.0	P 7505				
1.8i	00-	SUM 24062 17.0	P 7505				
2.0i 16V	00-	SUM 24062 17.0	P 7505				
CHRYSLER							
NEON I (PL) 1994-99							
1.8i 16V	94-99	KH 23741 16.0	P 9545				
1.8i 16V (Abs)	94-99		P 5906		KH 23561 17.0	P 7635	
2.0i 16V	94-99	KH 23741 16.0	P 9545				
2.0i 16V (Abs)	94-99	NO	P 5906		KH 23561 17.0	P 7635	
NEON II 1999-							
1.6i 16V	99-	NO	P 5906		KH 23561 17.0	P 7635	
2.0i 16V	99-	NO	P 5906		KH 23561 17.0	P 7635	
PT CRUISER 2000-							
1.6i 16V	01-	GIR 23532 20.0	P 7625		KH 23561 17.0	P 7635	
2.0i 16V	00-01	GIR 23532 20.0	P 7625				
2.0i 16V	01-	GIR 23532 20.0	P 7625		KH 23561 17.0	P 7635	
2.2 CRD	02-	GIR 23532 20.0	P 7625		KH 23561 17.0	P 7635	
2.4i 16V	00-01	GIR 23532 20.0	P 7625				
2.4i 16V	01-	GIR 23532 20.0	P 7625		KH 23561 17.0	P 7635	
VOYAGER I (ES) 1988-95							
2.5 TD (14" wheels)	90-95	KH 21814 18.0	P 9555				
2.5 TD (15" wheels)	90-95	KH 21815 19.0	P 5235				
2.5i (14" wheels)	88-95	KH 21814 18.0	P 9555				
2.5i (15" wheels)	88-95	KH 21815 19.0	P 5235				
2.5i S SE	1988-89	KLS 21812 16.0	P 0840				
VOYAGER I (ES) 1988-95							
3.0 LE	1988-89	KLS 21812 16.0	P 0840				
3.0i V6 (14" wheels)	90-95	KH 21814 18.0	P 9555				
3.0i V6 (15" wheels)	90-95	KH 21815 19.0	P 5235				
3.3i V6 /4wd	90-95	KH 21815 19.0	P 5235				
VOYAGER II (GS) 1995-00							
2.0i	95-98	KH 23043 17.5	P 5905				
2.0i	98-00	KH 23043 17.5	P 5905		KH 23626 17.0	P 8655	
2.0i LX (16" wheels)	99-00	ATE 23807 19.0	P 7645		KH 23626 17.0	P 8655	
2.4i	95-98	KH 23043 17.5	P 5905				
2.4i	98-00	KH 23043 17.5	P 5905		KH 23626 17.0	P 8655	
2.4i LX (16" wheels)	99-00	ATE 23807 19.0	P 7645		KH 23626 17.0	P 8655	
2.5 TD	95-98	KH 23043 17.5	P 5905				
2.5 TD	98-00	KH 23043 17.5	P 5905		KH 23626 17.0	P 8655	
2.5 TD LX (16" wheels)	99-00	ATE 23807 19.0	P 7645		KH 23626 17.0	P 8655	
3.0i V6	95-98	KH 23043 17.5	P 5905				
3.0i V6	98-00	KH 23043 17.5	P 5905		KH 23626 17.0	P 8655	
3.0i V6 LX (16" wheels)	99-00	ATE 23807 19.0	P 7645		KH 23626 17.0	P 8655	
3.3i V6	95-98	KH 23043 17.5	P 5905				
3.3i V6	98-00	KH 23043 17.5	P 5905		KH 23626 17.0	P 8655	

* Con segnalatori/ with wear device / avec avertisseurs

		KIT ANTERIORE / FRONT / AVANT			KIT POSTERIORE / REAR / ARRIERE		
		SYST./MVA/SP.	CODICE P.N. - Ref.	*	SYST./MVA/SP.	CODICE P.N. - Ref.	*
3.3i V6 4wd	97-98	KH 23043 17.5	P 5905				
3.3i V6 4wd	98-00	ATE 23807 19.0	P 7645		KH 23626 17.0	P 8655	
3.3i V6 LX (16" wheels)	99-00	ATE 23807 19.0	P 7645		KH 23626 17.0	P 8655	
3.8i V6 4wd	95-98	KH 23043 17.5	P 5905				
3.8i V6 4wd	97-98	KH 23043 17.5	P 5905		KH 23626 17.0	P 8655	
3.8i V6 4wd	98-00	ATE 23807 19.0	P 7645		KH 23626 17.0	P 8655	
VOYAGER III (RG) 2000							
2.4i 16V	00-04	ATE 23807 19.0	P 7645		KH 24036 16.5	P 8665	
2.4i 16V	04-	ATE 23640 19.0	P 8645		KH 24036 16.5	P 8665	
2.4i 16V (with rear drums/con ganasce post.)	00-	GIR 23638 18.5	P 7655				
2.5 CRD	00-04	ATE 23807 19.0	P 7645		KH 24036 16.5	P 8665	
2.5 CRD	04-	ATE 23640 19.0	P 8645		KH 24036 16.5	P 8665	
2.5 CRD (with rear drums/con ganasce post.)	00-	GIR 23638 18.5	P 7655				
2.8 CRD	04-	ATE 23640 19.0	P 8645		KH 24036 16.5	P 8665	
3.3i V6 /4wd	00-04	ATE 23807 19.0	P 7645		KH 24036 16.5	P 8665	
3.3i V6 /4wd	04-	ATE 23640 19.0	P 8645		KH 24036 16.5	P 8665	
3.3i V6 /4wd (with rear drums/con ganasce post.)	00-	GIR 23638 18.5	P 7655				
3.8i V6 /4wd	00-04	ATE 23807 19.0	P 7645		KH 24036 16.5	P 8665	
3.8i V6 /4wd	04-	ATE 23640 19.0	P 8645		KH 24036 16.5	P 8665	
CITROEN							
AX 1986-98							
1.0 (from/da 5090)	86-97	ATE 21267 17.0	P 2876				
1.0 (up to/fino a 5089)	86-97	ATE 21289 17.0	P 2875				
1.0i	97-98	ATE 21857 17.0	P 2877				
1.1 (from/da 5090)	86-97	ATE 21267 17.0	P 2876				
1.1 (up to/fino a 5089)	86-97	ATE 21289 17.0	P 2875				
1.3 Sport (from/da 5090)	86-91	ATE 21267 17.0	P 2876				
1.3 Sport (up to/fino a 5089)	86-91	ATE 21289 17.0	P 2875				
1.4	91-96	BDX 20905 18.0	P 2646				
1.4 (from/da 5090)	86-96	ATE 21267 17.0	P 2876				
1.4 (up to/fino a 5089)	86-96	ATE 21289 17.0	P 2875				
1.4 4wd	91-96	BDX 20905 18.0	P 2646				
1.4 D	91-97	BDX 20905 18.0	P 2646				
1.4 D (from/da 5090)	86-97	ATE 21267 17.0	P 2876				
1.4 D (up to/fino a 5089)	86-97	ATE 21289 17.0	P 2875				
1.4 GTi	91-96	BDX 20905 18.0	P 2646				
1.4 GTi	91-96	GIR 20989 17.5	P 2765				
1.5 D	94-97	BDX 20905 18.0	P 2646				
BERLINGO 1996-02							
1.1i	00-02	GIR 23346 19.0	P 4516				
1.1i	96-00	GIR 23124 19.0	P 4515				
1.4i	00-02	GIR 23346 19.0	P 4516				
1.4i	96-00	GIR 23124 19.0	P 4515				
1.6i 16V	01-02	GIR 23346 19.0	P 4516				
1.8i /4wd	00-01	GIR 23346 19.0	P 4516				
1.8i /4wd	97-00	GIR 23124 19.0	P 4515				
1.9 D /4wd	00-02	GIR 23346 19.0	P 4516				
1.9 D /4wd	96-00	GIR 23124 19.0	P 4515				
2.0 HDI /4wd	00-02	GIR 23346 19.0	P 4516				
electric	00-02	GIR 23346 19.0	P 4516				
BERLINGO 2002-							
1.4i	02-	BCH 23599 19.0	P 5615				
1.6 16V HDI	05-	BCH 23599 19.0	P 5615				
1.6 16V HDI (Esp)	05-	BCH 23600 19.0	P 5666		GIR 20961 17.0	P 3276	
1.6i 16V	02-	BCH 23599 19.0	P 5615				
1.6i 16V (Esp)	02-	BCH 23600 19.0	P 5666		GIR 20961 17.0	P 3276	
1.9 D /4wd	02-	BCH 23599 19.0	P 5615				
2.0 HDI /4wd	02-	BCH 23599 19.0	P 5615				
2.0 HDI /4wd (Esp)	02-	BCH 23600 19.0	P 5666		GIR 20961 17.0	P 3276	
Electric	02-	BCH 23599 19.0	P 5615				
BX 1982-94							
1.9 /4wd /Break /GTI	82-94	BDX 20860 18.0	P 2635		CIT 20575 17.0	P 5185	
C-CROSSER 2007-							
2.2 HDI	07-	AKE 21363 16.0	P 3615		AKE 23582 15.5	P 6405	
C1 2005-							
1.0i 12V	05-	BCH 23959 17.5	P 8785				
1.4 HDI	05-	BCH 23959 17.5	P 8785				
C2 2003-							
1.1i	03-	GIR 23407 19.0	P 5625				
1.4 HDI (50 KW 68 HP)	03-	GIR 23407 19.0	P 5625				
1.4i	03-	GIR 23407 19.0	P 5625				
1.6 16V HDI VTS (80 KW 109 HP)	07-	BCH 23599 19.0	P 5615		GIR 20961 17.0	P 3276	
1.6i 16V (80 KW 109 HP)	03-	GIR 23409 19.0	P 5635		GIR 20961 17.0	P 3276	
1.6i 16V VTS (90 KW 122 HP)	04-	BCH 23599 19.0	P 5615		GIR 20961 17.0	P 3276	

* Con segnalatori/ with wear device / avec avertisseurs

		KIT ANTERIORE / FRONT / AVANT			KIT POSTERIORE / REAR / ARRIERE		
		SYST./MVA/SP.	CODICE P.N. - Ref.	*	SYST./MVA/SP.	CODICE P.N. - Ref.	*
C3 PLURIEL 2003-							
1.4 HDI	04-	GIR 23409 19.0	P 5635				
1.4i	03-	GIR 23409 19.0	P 5635				
1.6i 16V	03-	GIR 23409 19.0	P 5635		GIR 20961 17.0	P 3276	
C3 2002-							
1.1i	02-	GIR 23407 19.0	P 5625				
1.4 16V HDI (66 KW 90 HP)	02-05	GIR 23409 19.0	P 5635		GIR 20961 17.0	P 3276	
1.4 HDI (50 KW 68 HP 55 KW 75 HP)	02-	GIR 23407 19.0	P 5625				
1.4i	02-	GIR 23407 19.0	P 5625				
1.6 16V HDI	05-	GIR 23409 19.0	P 5635		GIR 20961 17.0	P 3276	
1.6i 16V	02-	GIR 23409 19.0	P 5635		GIR 20961 17.0	P 3276	
C4 Picasso 2006-							
1.6 16V HDI	06-	ATE 24539 18.5	P10415		BCH 24540 16.5	P10425	
1.8i 16V	06-	ATE 24539 18.5	P10415		BCH 24540 16.5	P10425	
2.0i 16V	06-	ATE 24332 19.0	P 9168		BCH 24540 16.5	P10425	
2.0i 16V HDI	06-	ATE 24332 19.0	P 9168		BCH 24540 16.5	P10425	
C4 2004-							
1.4i 16V /Coupé	04-	BCH 23599 19.0	P 5615		GIR 20961 17.0	P 3276	
1.4i 16V /Coupé	04-	BCH 23599 19.0	P 5615		BCH 24150 17.5	P 8805	
1.4i 16V /Coupé (Esp)	04-	BCH 23600 19.0	P 5566		BCH 24150 17.5	P 8805	
1.4i 16V /Coupé (Esp)	04-	BCH 23600 19.0	P 5566		GIR 20961 17.0	P 3276	
1.6 16V HDI /Coupé	04-	BCH 23599 19.0	P 5615		GIR 20961 17.0	P 3276	
1.6 16V HDI /Coupé	04-	BCH 23599 19.0	P 5615		BCH 24150 17.5	P 8805	
1.6 16V HDI /Coupé (Esp)	04-	BCH 23600 19.0	P 5566		GIR 20961 17.0	P 3276	
1.6 16V HDI /Coupé (Esp)	04-	BCH 23600 19.0	P 5566		BCH 24150 17.5	P 8805	
1.6i 16V /Coupé	04-	BCH 23599 19.0	P 5615		GIR 20961 17.0	P 3276	
1.6i 16V /Coupé	04-	BCH 23599 19.0	P 5615		BCH 24150 17.5	P 8805	
1.6i 16V /Coupé (automatic transmis.)	04-	BCH 23600 19.0	P 5566		BCH 24150 17.5	P 8805	
1.6i 16V /Coupé (automatic transmis.)	04-	BCH 23600 19.0	P 5566		GIR 20961 17.0	P 3276	
1.6i 16V /Coupé (Esp)	04-	BCH 23600 19.0	P 5566		GIR 20961 17.0	P 3276	
1.6i 16V /Coupé (Esp)	04-	BCH 23600 19.0	P 5566		BCH 24150 17.5	P 8805	
2.0 16V HDI /Coupé	04-	ATE 24153 19.0	P 7896		GIR 20961 17.0	P 3276	
2.0 16V HDI /Coupé	04-	ATE 24153 19.0	P 7896		BCH 24150 17.5	P 8805	
2.0i 16V /Coupé (100 KW 138 HP)	04-	BCH 23600 19.0	P 5566		BCH 24150 17.5	P 8805	
2.0i 16V /Coupé (100 KW 138 HP)	04-	BCH 23600 19.0	P 5566		GIR 20961 17.0	P 3276	
2.0i 16V /Coupé (automatic transmis.)	04-	BCH 23600 19.0	P 5566		GIR 20961 17.0	P 3276	
2.0i 16V /Coupé (automatic transmiS.)	04-	BCH 23600 19.0	P 5566		BCH 24150 17.5	P 8805	
2.0i 16V Coupé (130 KW 180 HP)	04-	ATE 24153 19.0	P 7896		GIR 20961 17.0	P 3276	
2.0i 16V Coupé (130 KW 180 HP)	04-	ATE 24153 19.0	P 7896		BCH 24150 17.5	P 8805	
C5 2001-							
1.6 16V HDI	04-	BCH 23276 17.5	P 5645		CIT 23305 15.5	P 5675	
1.8i 16V	01-	BCH 23276 17.5	P 5645		CIT 23305 15.5	P 5675	
1.8i 16V Break	01-	BCH 23277 18.0	P 5655		CIT 23305 15.5	P 5675	
2.0 HDI /Break	01-	BCH 23277 18.0	P 5655		CIT 23305 15.5	P 5675	
2.0i 16V /Break	01-	BCH 23277 18.0	P 5655		CIT 23305 15.5	P 5675	
2.0i 16V HPI /Break	01-	BCH 23277 18.0	P 5655		CIT 23305 15.5	P 5675	
2.2 16V bi-turbo HDI /Break	06-	BCH 23273 18.0	P 5665		CIT 23305 15.5	P 5675	
2.2 16V HDI /Break	01-	BCH 23273 18.0	P 5665		CIT 23305 15.5	P 5675	
3.0i V6 24V /Break	01-	BCH 23273 18.0	P 5665		CIT 23305 15.5	P 5675	
C6 2005-							
2.2 HDI	05-	GIR 24133 18.5	P 8425				
2.7 V6 HDI	05-	GIR 24133 18.5	P 8425				
3.0i V6	05-	GIR 24133 18.5	P 8425				
C8 2002-							
2.0 HDI	02-07	GIR 20267 19.0	P 7715		GIR 20961 17.0	P 3276	
2.0 HDI	07-	GIR 20261 19.0	P 7717		GIR 20961 17.0	P 3276	
2.0i 16V	02-07	GIR 20267 19.0	P 7715		GIR 20961 17.0	P 3276	
2.0i 16V	07-	GIR 20261 19.0	P 7717		GIR 20961 17.0	P 3276	
2.2 HDI	02-07	GIR 20267 19.0	P 7715		GIR 20961 17.0	P 3276	
2.2 HDI	07-	GIR 20261 19.0	P 7717		GIR 20961 17.0	P 3276	
2.2i 16V	02-07	GIR 20267 19.0	P 7715		GIR 20961 17.0	P 3276	
2.2i 16V	07-	GIR 20261 19.0	P 7717		GIR 20961 17.0	P 3276	
3.0i V6 24V	02-	BRE	P 5228		GIR 20961 17.0	P 3276	
EVASION 1994-02							
1.8i	97-98	BDX 23003 19.0	P 3325				
1.9 TD	94-00	GIR 21802 19.0	P 2998				
1.9 TD (Abs)	94-00	GIR 21802 19.0	P 2998		ATE 21275 17.0	P 4075	P 4076Y
2.0 HDI	99-02	GIR 21802 19.0	P 2998				
2.0 HDI (Abs)	99-02	GIR 21802 19.0	P 2998		ATE 21275 17.0	P 4075	P 4076Y
2.0i	94-00	GIR 21802 19.0	P 2998				
2.0i (Abs)	94-00	GIR 21802 19.0	P 2998		ATE 21275 17.0	P 4075	P 4076Y
2.0i 16V	00-02	GIR 21802 19.0	P 2998				
2.0i 16V (Abs)	00-02	GIR 21802 19.0	P 2998		ATE 21275 17.0	P 4075	P 4076Y
2.0i Turbo	94-00	GIR 21802 19.0	P 2998				
2.0i Turbo (Abs)	94-00	GIR 21802 19.0	P 2998		ATE 21275 17.0	P 4075	P 4076Y
2.1 12V TD	96-02	GIR 21802 19.0	P 2998				
2.1 12V TD (Abs)	96-02	GIR 21802 19.0	P 2998		ATE 21275 17.0	P 4075	P 4076Y

* Con segnalatori/ with wear device / avec avertisseurs

		KIT ANTERIORE / FRONT / AVANT			KIT POSTERIORE / REAR / ARRIERE		
		SYST./MVA/SP.	CODICE P.N. - Ref.	*	SYST./MVA/SP.	CODICE P.N. - Ref.	*
SAXO 1996-05							
1.0i (3 holes on the disc/3 fori sul disco)	98-05	ATE 21857 17.0	P 2877				
1.0i (4 holes on the disc/4 fori sul disco)	98-05	BDX 20905 18.0	P 264.10				
1.0i (4 holes on the disc/4 fori sul disco-Abs)	00-05	BDX 20905 18.0	P 264.10				
1.0i (4 holes on the disc/4 fori sul disco-Abs)	98-00	BDX 20905 18.0	P 2649				
1.1i (3 holes on the disc/3 fori sul disco)	96-05	ATE 21857 17.0	P 2877				
1.1i (4 holes on the disc/4 fori sul disco)	96-05	BDX 20905 18.0	P 264.10				
1.1i (4 holes on the disc/4 fori sul disco-Abs)	00-05	BDX 20905 18.0	P 264.10				
1.1i (4 holes on the disc/4 fori sul disco-Abs)	96-00	BDX 20905 18.0	P 2649				
1.4i	96-05	BDX 20905 18.0	P 264.10				
1.4i (Abs)	00-05	BDX 20905 18.0	P 264.10				
1.4i (Abs)	96-00	BDX 20905 18.0	P 2649				
1.5 D	96-05	BDX 20905 18.0	P 264.10				
1.5 D (Abs)	00-05	BDX 20905 18.0	P 264.10				
1.5 D (Abs)	96-00	BDX 20905 18.0	P 2649				
1.6i	96-05	ATE 21827 17.0	P 3846		BDX 20973 11.0	P 2655	
1.6i 16V	96-05	ATE 21827 17.0	P 3846		BDX 20973 11.0	P 2655	
VISA 1978-91							
1.6 GTi	85-91	GIR 20989 17.5	P 2765				
XANTIA 1993-03							
1.6i	93-99	BDX 21631 17.0	P 3715		CIT 20162 15.0	P 5195	
1.8i	93-03	BDX 21631 17.0	P 3715		CIT 20162 15.0	P 5195	
1.8i 16V	95-03	BDX 21631 17.0	P 3715		CIT 20162 15.0	P 5195	
1.8i 16V Break	95-03	BDX 21632 16.0	P 3855		CIT 20389 15.5	P 7725	
1.8i Break	93-03	BDX 21632 16.0	P 3855		CIT 20389 15.5	P 7725	
1.9 D	93-03	BDX 21631 17.0	P 3715		CIT 20162 15.0	P 5195	
1.9 D Break	93-03	BDX 21632 16.0	P 3855		CIT 20389 15.5	P 7725	
1.9 TD	94-00	BDX 21631 17.0	P 3715		CIT 20162 15.0	P 5195	
1.9 TD Break	94-00	BDX 21632 16.0	P 3855		CIT 20389 15.5	P 7725	
2.0 HDI (66 KW 90 HP)	99-03	BDX 21631 17.0	P 3715		CIT 20162 15.0	P 5195	
2.0 HDI (81 KW 110 HP)	99-03	BCH 23135 18.0	P 5685		CIT 20162 15.0	P 5195	
2.0 HDI Break (66 KW 90 HP)	99-03	BDX 21632 16.0	P 3855		CIT 20389 15.5	P 7725	
2.0 HDI Break (81 KW 110 HP)	99-03	BCH 23135 18.0	P 5685		CIT 20389 15.5	P 7725	
2.0i	93-03	BDX 21631 17.0	P 3715		CIT 20162 15.0	P 5195	
2.0i 16V	93-03	BDX 21631 17.0	P 3715		CIT 20162 15.0	P 5195	
2.0i 16V Break	93-03	BDX 21632 16.0	P 3855		CIT 20389 15.5	P 7725	
2.0i Break	93-03	BDX 21632 16.0	P 3855		CIT 20389 15.5	P 7725	
2.0i Turbo	95-98	BDX 23129 17.0	P 5245		CIT 20162 15.0	P 5195	
2.0i Turbo	98-03	BCH 23135 18.0	P 5685		CIT 20162 15.0	P 5195	
2.0i Turbo Break	95-98	BDX 23129 17.0	P 5245		CIT 20389 15.5	P 7725	
2.0i Turbo Break	98-03	BCH 23135 18.0	P 5685		CIT 20389 15.5	P 7725	
2.1 12V TD	95-98	BDX 23129 17.0	P 5245		CIT 20162 15.0	P 5195	
2.1 12V TD	98-99	BCH 23135 18.0	P 5685		CIT 20162 15.0	P 5195	
2.1 12V TD Break	95-98	BDX 23129 17.0	P 5245		CIT 20389 15.5	P 7725	
2.1 12V TD Break	98-99	BCH 23135 18.0	P 5685		CIT 20389 15.5	P 7725	
3.0i V6 24V	98-03	BCH 23135 18.0	P 5685		CIT 20162 15.0	P 5195	
3.0i V6 24V Break	98-03	BCH 23135 18.0	P 5685		CIT 20389 15.5	P 7725	
XM 1989-00							
2.0i	89-91	BDX 21295 17.0	P 4176		CIT 20162 15.0	P 5195	
2.0i	91-98	BDX 21504 17.0	P 4166		CIT 20162 15.0	P 5195	
2.0i 16V	94-00	BDX 21504 17.0	P 4166		CIT 20162 15.0	P 5195	
2.0i 16V Break	94-00	BDX 21504 17.0	P 4166		CIT 20389 15.5	P 7725	
2.0i Break	91-98	BDX 21504 17.0	P 4166		CIT 20389 15.5	P 7725	
2.0i Turbo	92-00	BDX 21504 17.0	P 4166		CIT 20162 15.0	P 5195	
2.0i Turbo Break	92-00	BDX 21504 17.0	P 4166		CIT 20389 15.5	P 7725	
2.1 12V D	89-91	BDX 21295 17.0	P 4176		CIT 20162 15.0	P 5195	
2.1 12V D	91-98	BDX 21504 17.0	P 4166		CIT 20162 15.0	P 5195	
2.1 12V D Break	91-98	BDX 21504 17.0	P 4166		CIT 20389 15.5	P 7725	
2.1 12V TD	89-91	BDX 21295 17.0	P 4176		CIT 20162 15.0	P 5195	
2.1 12V TD	91-00	BDX 21504 17.0	P 4166		CIT 20162 15.0	P 5195	
2.1 12V TD Break	91-00	BDX 21504 17.0	P 4166		CIT 20389 15.5	P 7725	
2.5 12V TD	94-98	BDX 21504 17.0	P 4166		CIT 20162 15.0	P 5195	
2.5 12V TD	98-00	BCH 23135 18.0	P 5685		CIT 20162 15.0	P 5195	
2.5 12V TD Break	94-98	BDX 21504 17.0	P 4166		CIT 20389 15.5	P 7725	
2.5 12V TD Break	98-00	BCH 23135 18.0	P 5685		CIT 20389 15.5	P 7725	
3.0i V6 12V (engine/motore ZPJ)	89-91	BDX 21295 17.0	P 4176		CIT 20162 15.0	P 5195	
3.0i V6 12V (engine/motore ZPJ)	91-97	BDX 21504 17.0	P 4166		CIT 20162 15.0	P 5195	
3.0i V6 12V Break (engine/motore ZPJ)	91-97	BDX 21504 17.0	P 4166		CIT 20389 15.5	P 7725	
3.0i V6 24V (engine/motore ES9J4)	97-98	ATE 21211 18.0	P 3497	P 3497Y	CIT 20162 15.0	P 5195	
3.0i V6 24V (engine/motore ES9J4)	98-00	BCH 23135 18.0	P 5685		CIT 20162 15.0	P 5195	
3.0i V6 24V (engine/motore ZPJ4)	91-97	ATE 21211 18.0	P 3497	P 3497Y	CIT 20162 15.0	P 5195	
3.0i V6 24V Break (engine/motore ES9J4)	97-98	ATE 21211 18.0	P 3497	P 3497Y	CIT 20389 15.5	P 7725	
3.0i V6 24V Break (engine/motore ES9J4)	98-00	BCH 23135 18.0	P 5685				
3.0i V6 24V Break (engine/motore ZPJ4)	91-97	ATE 21211 18.0	P 3497	P 3497Y	CIT 20389 15.5	P 7725	

* Con segnalatori/ with wear device / avec avertisseurs

		KIT ANTERIORE / FRONT / AVANT			KIT POSTERIORE / REAR / ARRIERE		
		SYST./MVA/SP.	CODICE P.N. - Ref.	*	SYST./MVA/SP.	CODICE P.N. - Ref.	*
XSARA Picasso 1999-02							
1.6i	99-02	GIR 23346 19.0	P 4516				
1.8i 16V	99-02	GIR 23346 19.0	P 4516				
2.0 HDI	99-02	GIR 23346 19.0	P 4516				
XSARA Picasso 2002-05							
1.6 16V	04-05	GIR 23346 19.0	P 4516				
1.6 16V	04-05	BCH 23599 19.0	P 5615				
1.6 16V (Esp)	04-05	BCH 23600 19.0	P 5566		GIR 20961 17.0	P 3276	
1.6 16V HDI	03-05	BCH 23599 19.0	P 5615				
1.6 16V HDI	03-05	GIR 23346 19.0	P 4516				
1.6 16V HDI (Esp)	03-05	BCH 23600 19.0	P 5566		GIR 20961 17.0	P 3276	
1.6i	02-05	BCH 23599 19.0	P 5615				
XSARA Picasso 2002-05							
1.6i	02-05	GIR 23346 19.0	P 4516				
1.6i (Esp)	02-05	BCH 23600 19.0	P 5566		GIR 20961 17.0	P 3276	
1.8i 16V	02-05	GIR 23346 19.0	P 4516				
1.8i 16V	02-05	BCH 23599 19.0	P 5615				
1.8i 16V (Esp)	02-05	BCH 23600 19.0	P 5566		GIR 20961 17.0	P 3276	
2.0 HDI	02-05	BCH 23599 19.0	P 5615				
2.0 HDI	02-05	GIR 23346 19.0	P 4516				
2.0 HDI (Esp)	02-05	BCH 23600 19.0	P 5566		GIR 20961 17.0	P 3276	
2.0i 16V automatic transmission	02-05	BCH 23600 19.0	P 5566		GIR 20961 17.0	P 3276	
XSARA 1997-00							
1.4i /Coupe'	97-10/00	BCH 21980 18.0	P 4875				
1.4i /Coupe' (Abs)	97-10/00	ATE 21827 17.0	P 3846				
1.4i Break	97-10/00	ATE 21827 17.0	P 3846				
1.4i Break (Abs)	01/00-10/00	BCH 23396 18.0	P 5475				
1.4i Break (Abs)	01/00-10/00	GIR 23346 19.0	P 4516				
1.4i Break (Abs)	97-01/00	GIR 23124 19.0	P 4515				
1.6i /Break/Coupe'	97-10/00	ATE 21827 17.0	P 3846				
1.6i /Break/Coupe' (Abs)	01/00-10/00	BCH 23396 18.0	P 5475				
1.6i /Break/Coupe' (Abs)	01/00-10/00	GIR 23346 19.0	P 4516				
1.6i /Break/Coupe' (Abs)	97-01/00	GIR 23124 19.0	P 4515				
1.6i automatic transmission /Break	01/00-10/00	BCH 23396 18.0	P 5475				
1.6i automatic transmission /Break	01/00-10/00	GIR 23346 19.0	P 4516				
1.6i automatic transmission /Break	99-01/00	GIR 23124 19.0	P 4515				
1.8i 16V /Break/Coupe'	01/00-10/00	GIR 23346 19.0	P 4516		BDX 20973 11.0	P 2655	
1.8i 16V /Break/Coupe'	01/00-10/00	BCH 23396 18.0	P 5475		BDX 20973 11.0	P 2655	
1.8i 16V /Break/Coupe'	97-01/00	GIR 23124 19.0	P 4515		BDX 20973 11.0	P 2655	
1.8i automatic transmission /Break	97-99	GIR 23124 19.0	P 4515				
1.9 D /Break	97-10/00	ATE 21827 17.0	P 3846				
1.9 D /Break (Abs)	01/00-10/00	BCH 23396 18.0	P 5475				
1.9 D /Break (Abs)	01/00-10/00	GIR 23346 19.0	P 4516				
1.9 D /Break (Abs)	97-01/00	GIR 23124 19.0	P 4515				
1.9 TD /Break/Coupe'	97-10/00	ATE 21827 17.0	P 3846				
1.9 TD /Break/Coupe' (Abs)	01/00-10/00	BCH 23396 18.0	P 5475				
1.9 TD /Break/Coupe' (Abs)	01/00-10/00	GIR 23346 19.0	P 4516				
1.9 TD /Break/Coupe' (Abs)	97-01/00	GIR 23124 19.0	P 4515				
2.0 HDI /Break/Coupe'	01/00-10/00	GIR 23346 19.0	P 4516		BDX 20973 11.0	P 2655	
2.0 HDI /Break/Coupe'	01/00-10/00	BCH 23396 18.0	P 5475		BDX 20973 11.0	P 2655	
2.0 HDI /Break/Coupe'	99-01/00	GIR 23124 19.0	P 4515		BDX 20973 11.0	P 2655	
2.0i 16V /Break (97 KW 132 HP)	01/00-10/00	BCH 23396 18.0	P 5475		BDX 20973 11.0	P 2655	
2.0i 16V /Break (97 KW 132 HP)	01/00-10/00	GIR 23346 19.0	P 4516		BDX 20973 11.0	P 2655	
2.0i 16V /Break (97 KW 132 HP)	97-01/00	GIR 23124 19.0	P 4515		BDX 20973 11.0	P 2655	
2.0i 16V Coupe' (120 KW 163 HP)	98-10/00	GIR 21674 19.0	P 4485		BDX 20973 11.0	P 2655	
XSARA 2000-05							
1.4 HDI /Break/Coupe'	03-05	BCH 23599 19.0	P 5615				
1.4i /Break/Coupe'	10/00-05	BCH 23599 19.0	P 5615				
1.6i 16V /Break/Coupe'	10/00-05	BCH 23599 19.0	P 5615		BDX 20973 11.0	P 2655	
1.9 D /Break	10/00-05	BCH 23599 19.0	P 5615				
2.0 HDI /Break/Coupe' (109 HP from/da 09065)	02-05	BCH 23600 19.0	P 5566		BDX 20973 11.0	P 2655	
2.0 HDI /Break/Coupe' (109 HP up to/fino a 09064)	01-02	GIR 21674 19.0	P 4485		BDX 20973 11.0	P 2655	

* Con segnalatori/ with wear device / avec avertisseurs

		KIT ANTERIORE / FRONT / AVANT			KIT POSTERIORE / REAR / ARRIERE		
		SYST./MVA/SP.	CODICE P.N. - Ref.	*	SYST./MVA/SP.	CODICE P.N. - Ref.	*
2.0 HDI /Break/Coupe' (90 HP)	10/00-05	BCH 23599 19.0	P 5615		BDX 20973 11.0	P 2655	
2.0i 16V /Break/Coupe' (137 HP fron/da 09065)	02-05	BCH 23600 19.0	P 5566		BDX 20973 11.0	P 2655	
2.0i 16V /Break/Coupe' (137 HP up to/fino a 09064)	10/00-02	GIR 21674 19.0	P 4485		BDX 20973 11.0	P 2655	
2.0i 16V Coupe' (163 HP fron/da 09065)	02-05	BCH 23600 19.0	P 5566		BDX 20973 11.0	P 2655	
2.0i 16V Coupe' (163 HP up to/fino a 09064)	10/00-02	GIR 21674 19.0	P 4485		BDX 20973 11.0	P 2655	
ZX 1991-97							
1.1i	93-97	BDX 20905 18.0	P 2646				
1.4i /Break	91-97	BDX 20905 18.0	P 2646				
1.4i /Break (Abs)	91-97	BDX 20905 18.0	P 2646		BDX 20973 11.0	P 2655	
1.6i /Break	91-97	GIR 21460 18.0	P 2596				
1.6i /Break (Abs)	91-97	GIR 21460 18.0	P 2596		BDX 20973 11.0	P 2655	
1.8i /Break	91-97	GIR 21460 18.0	P 2596				
1.8i /Break (Abs)	91-97	GIR 21460 18.0	P 2596		BDX 20973 11.0	P 2655	
1.8i 16V /Break	96-97	GIR 21460 18.0	P 2596				
1.8i 16V /Break (Abs)	96-97	GIR 21460 18.0	P 2596		BDX 20973 11.0	P 2655	
1.9 D /Break	91-93	GIR 21614 17.5	P 2767				
1.9 D /Break	93-97	BDX 20905 18.0	P 2646				
ZX	91-97						
1.9 D /Break (Abs)	91-93	GIR 21614 17.5	P 2767		BDX 20973 11.0	P 2655	
1.9 D /Break (Abs)	93-97	BDX 20905 18.0	P 2646		BDX 20973 11.0	P 2655	
1.9 TD /Break	91-97	GIR 21460 18.0	P 2596				
1.9 TD /Break (Abs)	91-97	GIR 21460 18.0	P 2596		BDX 20973 11.0	P 2655	
1.9i	91-97	GIR 21460 18.0	P 2596		BDX 20973 11.0	P 2655	
2.0i	92-97	GIR 21460 18.0	P 2596		BDX 20973 11.0	P 2655	
2.0i 16V (112 KW 152 HP)	92-96	GIR 20202 19.0	P 3266		BDX 20973 11.0	P 2655	
2.0i 16V (120 KW 163 HP)	96-97	GIR 21674 19.0	P 4485		BDX 20973 11.0	P 2655	
CITROEN/COMMERCIAL							
BERLINGO 1996-02							
1.6 16V HDI	05-	BCH 23599 19.0	P 5615				
1.6 16V HDI (Esp)	05-	BCH 23600 19.0	P 5566		GIR 20961 17.0	P 3276	
1.6i 16V	02-	BCH 23599 19.0	P 5615				
1.6i 16V (Esp)	02-	BCH 23600 19.0	P 5566		GIR 20961 17.0	P 3276	
NEMO 2007-							
1.4 HDI	07-	BCH 23706 18.0	P 5555				
1.4i	07-	BCH 23706 18.0	P 5555				
DAIHATSU							
MOVE							
0.8i	98-	AKE 23783 14.0	P 6995				
1.0i	98-	SUM 20780 13.5	P 4355				
SIRION							
1.0i 12V /4wd	98-05	AKE 23497 15.0	P 6155				
1.3i 16V /4wd	98-05	AKE 23497 15.0	P 6155				
SIRION							
1.0i 12V /4wd	05-	SUM 23507 15.0	P 6555				
1.3i 16V /4wd	05-	SUM 23507 15.0	P 6555				
YRV							
1.0i 12V /4wd	01-	AKE 23497 15.0	P 6155				
1.3i 16V /4wd	01-	AKE 23497 15.0	P 6155				
1.3i 16V Gti	02-	SUM 23507 15.0	P 6555				
FIAT							
124	66-85						
1.2	66-75	BDX 20073 17.5	P 2265		BDX 20074 10.0	P 3135	
1.5	67-75	BDX 20073 17.5	P 2265		BDX 20074 10.0	P 3135	
1.6	70-75	BDX 20073 17.5	P 2265		BDX 20074 10.0	P 3135	
1.8	73-75	BDX 20073 17.5	P 2265		BDX 20074 10.0	P 3135	
2.0	82-85	GIR 20833 17.5	P 2576		BDX 20074 10.0	P 3135	
125							
1.6	67-74	BDX 20073 17.5	P 2265		BDX 20074 10.0	P 3135	
127							
0.9	71-81	BDX 20073 17.5	P 2265				
0.9	81-83	BDX 20648 17.5	P 3295				
1.0	77-81	BDX 20073 17.5	P 2265				
1.0	81-83	BDX 20648 17.5	P 3295				
1.3	80-83	ATE 20375 16.0	P 2555				
1.3 D	80-83	ATE 20375 16.0	P 2555				
128							
1.1	69-81	BDX 20073 17.5	P 2265				
1.3	69-81	BDX 20073 17.5	P 2265				
131							
1.3	75-79	BDX 20073 17.5	P 2265				
1.3	79-82	BDX 20648 17.5	P 3295				
1.3	82-84	BDX 20952 18.0	P 2606				
1.6	75-79	BDX 20073 17.5	P 2265				
1.6	79-82	BDX 20648 17.5	P 3295				
1.6	82-84	BDX 20952 18.0	P 2606				
2.0	75-79	BDX 20073 17.5	P 2265				



* Con segnalatori/ with wear device / avec avertisseurs

		KIT ANTERIORE / FRONT / AVANT			KIT POSTERIORE / REAR / ARRIERE		
		SYST./MVA/SP.	CODICE P.N. - Ref.	*	SYST./MVA/SP.	CODICE P.N. - Ref.	*
2.0	79-82	BDX 20648 17.5	P 3295				
2.0	82-84	BDX 20952 18.0	P 2606				
2.0 D	75-79	BDX 20073 17.5	P 2265				
2.0 D	79-82	BDX 20648 17.5	P 3295				
2.0 D	82-84	BDX 20952 18.0	P 2606				
2.5 D	75-79	BDX 20073 17.5	P 2265				
2.5 D	79-82	BDX 20648 17.5	P 3295				
2.5 D	82-84	BDX 20952 18.0	P 2606				
132							
1.6	72-77	BDX 20073 17.5	P 2265		BDX 20074 10.0	P 3135	
1.6	77-82	BDX 20648 17.5	P 3295		BDX 20074 10.0	P 3135	
1.8	72-77	BDX 20073 17.5	P 2265		BDX 20074 10.0	P 3135	
1.8	77-82	BDX 20648 17.5	P 3295		BDX 20074 10.0	P 3135	
2.0	72-77	BDX 20073 17.5	P 2265		BDX 20074 10.0	P 3135	
2.0	77-82	BDX 20648 17.5	P 3295		BDX 20074 10.0	P 3135	
2.0 D	72-77	BDX 20073 17.5	P 2265		BDX 20074 10.0	P 3135	
2.0 D	77-82	BDX 20648 17.5	P 3295		BDX 20074 10.0	P 3135	
2.5 D	72-77	BDX 20073 17.5	P 2265		BDX 20074 10.0	P 3135	
2.5 D	77-82	BDX 20648 17.5	P 3295		BDX 20074 10.0	P 3135	
500							
1.2i	07-	BDX 21436 17.0	P 3877				
1.3 Multijet	07-	BCH 24072 17.5	P 8796				
1.4i 16V	07-	BCH 23706 18.0	P 5555		GIR 23661 14.0	P 5585	
850							
0.85	64-72	BDX 20073 12.5	P 2266				
BARCETTA							
1.8i 16V	95-96	GIR 20833 17.5	P 2576		GIR 21103 14.5	P 2915	
1.8i 16V	96-98	ATE 21929 17.5	P 3095		GIR 21103 14.5	P 2915	
1.8i 16V	98-05	ATE 21929 17.5	P 3095		GIR 23177 14.5	P 5335	
BRAVA							
1.2i 16V	98-02	ATE 21932 17.5	P 3065				
1.4i 12V	95-98	ATE 21932 17.5	P 3065				
1.6i 16V	95-02	ATE 21932 17.5	P 3065				
1.8i 16V	95-02	ATE 21929 17.5	P 3095				
1.9 D	95-99	ATE 21932 17.5	P 3065				
1.9 JTD	98-02	ATE 21929 17.5	P 3095				
1.9 TD 100	96-99	ATE 21929 17.5	P 3095				
1.9 TD 75	96-02	ATE 21932 17.5	P 3065				
BRAVO							
1.2i 16V	98-02	ATE 21932 17.5	P 3065				
1.4i 12V	95-98	ATE 21932 17.5	P 3065				
1.6i 16V	95-02	ATE 21932 17.5	P 3065				
1.8i 16V	95-02	ATE 21929 17.5	P 3095				
1.9 D	95-99	ATE 21932 17.5	P 3065				
1.9 JTD	98-02	ATE 21929 17.5	P 3095				
1.9 TD 100	96-99	ATE 21929 17.5	P 3095				
1.9 TD 75	96-02	ATE 21932 17.5	P 3065				
2.0i 20V	00-02	ATE 24067 19.0	P 3107		GIR 23177 14.5	P 5335	
2.0i 20V	95-98	ATE 21637 19.0	P 3105		GIR 21103 14.5	P 2915	
2.0i 20V	98-00	ATE 21637 19.0	P 3105		GIR 23177 14.5	P 5335	
BRAVO							
1.4i 16V	07-	BCH 23706 18.0	P 5555		BCH 23714 16.5	P 5575	
1.4i 16V T-Jet (110 KW 150 HP)	07-	BCH 23711 19.0	P 8185		BCH 23714 16.5	P 5575	
1.4i 16V T-Jet (88 KW 120 HP)	07-	BCH 23709 19.0	P 5565		BCH 23714 16.5	P 5575	
1.6 MJT (77 KW 105 HP)	08-	BCH 23709 19.0	P 5565		BCH 23714 16.5	P 5575	
1.9 MJT (110 KW 150 HP)	07-	BCH 23711 19.0	P 8185		BCH 23714 16.5	P 5575	
1.9 MJT (88 KW 120 HP)	07-	BCH 23709 19.0	P 5565		BCH 23714 16.5	P 5575	
CINQUECENTO							
0.7	91-97	BDX 21365 17.0	P 3645				
0.9i	91-99	BDX 21365 17.0	P 3645				
1.1i	91-99	BDX 21365 17.0	P 3645				
COUPE'							
1.8i 16V	00-01	ATE 24067 19.0	P 3107		GIR 23177 14.5	P 5335	
1.8i 16V	96-98	ATE 21637 19.0	P 3105		GIR 21103 14.5	P 2915	
1.8i 16V	98-00	ATE 21637 19.0	P 3105		GIR 23177 14.5	P 5335	
2.0i 16V	94-95	GIR 21383 19.0	P 2996		GIR 21103 14.5	P 2915	
2.0i 16V	95-96	ATE 21637 19.0	P 3105		GIR 21103 14.5	P 2915	
2.0i 16V Turbo	94-95	GIR 21383 19.0	P 2996		GIR 21103 14.5	P 2915	
2.0i 16V Turbo	95-96	ATE 21637 19.0	P 3105		GIR 21103 14.5	P 2915	
2.0i 20V	00-01	ATE 24067 19.0	P 3107		GIR 23177 14.5	P 5335	
2.0i 20V	96-98	ATE 21637 19.0	P 3105		GIR 21103 14.5	P 2915	
2.0i 20V	98-00	ATE 21637 19.0	P 3105		GIR 23177 14.5	P 5335	
2.0i 20V Turbo	96-98	BRE 23206 17.5	P 4855		GIR 21103 14.5	P 2915	
2.0i 20V Turbo	98-01	BRE 23206 17.5	P 4855		GIR 23177 14.5	P 5335	
CROMA							
1.6	85-88	GIR 21095 17.5	P 2805		BDX 21107 12.0	P 2625	
1.6	88-96	GIR 21185 19.5	P 3015		BDX 21107 12.0	P 2625	
1.6 (Abs)	85-88	GIR 21095 17.5	P 2805		GIR 21144 16.5	P 2755	

* Con segnalatori/ with wear device / avec avertisseurs

		KIT ANTERIORE / FRONT / AVANT			KIT POSTERIORE / REAR / ARRIERE		
		SYST./WVA/SP.	CODICE P.N. - Ref.	*	SYST./WVA/SP.	CODICE P.N. - Ref.	*
1.6 (Abs)	88-96	GIR 21185 19.5	P 3015		GIR 21144 16.5	P 2755	
1.9 id TD	88-96	GIR 21185 19.5	P 3015		BDX 21107 12.0	P 2625	
1.9 id TD (Abs)	88-96	GIR 21185 19.5	P 3015		GIR 21144 16.5	P 2755	
2.0-2.0i	85-88	GIR 21095 17.5	P 2805		BDX 21107 12.0	P 2625	
2.0-2.0i	88-96	GIR 21185 19.5	P 3015		BDX 21107 12.0	P 2625	
2.0-2.0i (Abs)	85-88	GIR 21095 17.5	P 2805		GIR 21144 16.5	P 2755	
2.0-2.0i (Abs)	88-96	GIR 21185 19.5	P 3015		GIR 21144 16.5	P 2755	
2.0i 16V	92-96	GIR 21185 19.5	P 3015		BDX 21107 12.0	P 2625	
2.0i 16V (Abs)	92-96	GIR 21185 19.5	P 3015		GIR 21144 16.5	P 2755	
2.0i Turbo	85-88	GIR 21095 17.5	P 2805		BDX 21107 12.0	P 2625	
2.0i Turbo	88-92	GIR 21185 19.5	P 3015		BDX 21107 12.0	P 2625	
2.0i Turbo	92-96	GIR 21383 19.0	P 2996		BDX 21107 12.0	P 2625	
2.0i Turbo (Abs)	85-88	GIR 21095 17.5	P 2805		GIR 21144 16.5	P 2755	
2.0i Turbo (Abs)	88-92	GIR 21185 19.5	P 3015		GIR 21144 16.5	P 2755	
2.0i Turbo (Abs)	92-96	GIR 21383 19.0	P 2996		GIR 21144 16.5	P 2755	
2.4 TD	85-88	GIR 21095 17.5	P 2805			P 2625	
2.4 TD (Abs)	85-88	GIR 21095 17.5	P 2805		GIR 21144 16.5	P 2755	
2.5 TD	88-96	GIR 21185 19.5	P 3015		BDX 21107 12.0	P 2625	
2.5 TD (Abs)	88-96	GIR 21185 19.5	P 3015		GIR 21144 16.5	P 2755	
2.5i V6	93-96	GIR 21383 19.0	P 2996		BDX 21107 12.0	P 2625	
2.5i V6 (Abs)	93-96	GIR 21383 19.0	P 2996		GIR 21144 16.5	P 2755	
CROMA							
1.8i 16V	05-	ATE 23402 20.0	P 7815		GIR 24348 16.0	P 9475	
1.9 16V Multijet	05-	GIR 24294 19.0	P 7716		GIR 24348 16.0	P 9475	
1.9 Multijet	05-	ATE 23402 20.0	P 7815		GIR 24348 16.0	P 9475	
2.2i 16V	05-	ATE 23402 20.0	P 7815		GIR 24348 16.0	P 9475	
2.4 20V Multijet	05-	GIR 24294 19.0	P 7716		GIR 24348 16.0	P 9475	
DOBLO'							
1.2i	00-05	ATE 23227 18.0	P 5087				
1.3 Multijet 16V	04-05	ATE 23227 18.0	P 5087				
1.6i 16V	00-05	ATE 23227 18.0	P 5087				
1.9 D	00-05	ATE 23227 18.0	P 5087				
1.9 JTD	00-05	ATE 23227 18.0	P 5087				
DOBLO'	2005-						
1.3 Multijet 16V	05-	BCH 23709 19.0	P 5565				
1.4i	05-	BCH 23706 18.0	P 5555				
1.6i 16V	05-	BCH 23706 18.0	P 5555				
1.9 Multijet	05-	BCH 23709 19.0	P 5565				
GRANDE PUNTO (199)							
1.2i	05-	BCH 23706 18.0	P 5555				
1.3 16V Multijet (66 KW 90 HP)	05-	BCH 23709 19.0	P 5565				
1.3 Multijet (55 KW 75 HP)	05-	BCH 23706 18.0	P 5555				
1.4i	05-	BCH 23706 18.0	P 5555				
1.4i 16V	05-	BCH 23706 18.0	P 5555				
1.4i 16V T-Jet (111 KW 150 HP) Abarth	07-	BRE 24162 15.0	P 8926		BCH 24349 17.5	P 9465	
1.4i 16V T-Jet (132 KW 180 HP) Abarth	08-	BRE 24162 15.0	P 8926		BCH 24349 17.5	P 9465	
Esseesse							
1.4i 16V T-Jet (88 KW 120 HP)	05-	BCH 23709 19.0	P 5565		BCH 24349 17.5	P 9465	
1.9 Multijet (88 KW 120 HP)	05-	BCH 23709 19.0	P 5565		BCH 24349 17.5	P 9465	
1.9 Multijet (96 KW 130 HP)	05-	BCH 23709 19.0	P 5565		BCH 24349 17.5	P 9465	
IDEA							
1.2i 16V	04-	BCH 23705 18.0	P 5556				
1.3 16V Multijet (51 KW 69 HP)	03-	BCH 23705 18.0	P 5556				
1.3 16V Multijet (66 KW 90 HP)	05-	BCH 23600 19.0	P 5566				
1.4i	04-	BCH 23705 18.0	P 5556				
1.4i 16V	03-	BCH 23705 18.0	P 5556				
1.9 Multijet	03-	BCH 23600 19.0	P 5566				
MAREA							
1.4i 12V	96-98	ATE 21932 17.5	P 3065				
1.6i 16V /Station Wagon	96-03	ATE 21929 17.5	P 3095				
1.8i 16V /Station Wagon	96-03	ATE 21929 17.5	P 3095				
1.9 JTD /Station Wagon	99-03	ATE 21929 17.5	P 3095				
1.9 TD 100 /Station Wagon	96-99	ATE 21929 17.5	P 3095				
1.9 TD 75 /Station Wagon	96-03	ATE 21932 17.5	P 3065				
2.0i 20V /Station Wagon	00-03	ATE 24067 19.0	P 3107		GIR 23177 14.5	P 5335	
2.0i 20V /Station Wagon	96-98	ATE 21637 19.0	P 3105		GIR 21103 14.5	P 2915	
2.0i 20V /Station Wagon	98-00	ATE 21637 19.0	P 3105		GIR 23177 14.5	P 5335	
2.4 JTD /Station Wagon	99-00	ATE 21637 19.0	P 3105		GIR 23177 14.5	P 5335	
2.4 JTD /Station Wagon	00-03	ATE 24067 19.0	P 3107		GIR 23177 14.5	P 5335	
2.4 TD /Station Wagon	96-98	ATE 21637 19.0	P 3105		GIR 21103 14.5	P 2915	
2.4 TD /Station Wagon	98-99	ATE 21637 19.0	P 3105		GIR 23177 14.5	P 5335	
MULTIPLA							
1.6i 16V	00-05	ATE 24067 19.0	P 3107				
1.6i 16V	98-00	ATE 21637 19.0	P 3105				
1.9 JTD	00-05	ATE 24067 19.0	P 3107				
1.9 JTD	01/02-04/02	ATE 24067 19.0	P 3107		BCH 23714 16.5	P 5575	
1.9 JTD	98-00	ATE 21637 19.0	P 3105				

* Con segnalatori/ with wear device / avec avertisseurs

		KIT ANTERIORE / FRONT / AVANT			KIT POSTERIORE / REAR / ARRIERE		
		SYST./MVA/SP.	CODICE P.N. - Ref.	*	SYST./MVA/SP.	CODICE P.N. - Ref.	*
1.6i 16V	05-	BCH 23709 19.0	P 5565				
1.9 JTD	05-	BCH 23709 19.0	P 5565				
1.9 JTD (Esp)	05-	ATE 24067 19.0	P 3107		BCH 23714 16.5	P 5575	
PALIO							
1.2i /Station Wagon	02-	ATE 23227 18.0	P 5087				
1.2i /Station Wagon	97-98	ATE 23220 18.0	P 5075				
1.2i /Station Wagon	98-99	ATE 23776 18.0	P 5076				
1.2i /Station Wagon	99-02	ATE 23775 18.0	P 5077				
1.6i 16V /Station Wagon	97-99	ATE 23228 18.0	P 5085				
1.6i 16V /Station Wagon	99-	ATE 23227 18.0	P 5087				
1.7 TD /Station Wagon	97-98	ATE 23220 18.0	P 5075				
1.7 TD /Station Wagon	98-99	ATE 23776 18.0	P 5076				
1.7 TD /Station Wagon	99-01	ATE 23775 18.0	P 5077				
1.7 TD /Station Wagon	99-01	ATE 23227 18.0	P 5087				
1.9 D /Station Wagon	01-	ATE 23227 18.0	P 5087				
1.9 JTD /Station Wagon	02-	ATE 23227 18.0	P 5087				
PANDA							
0.6 30	80-82	BDX 20073 17.5	P 2265				
0.6 30	82-86	BDX 20950 18.0	P 2605				
0.7-0.7i	86-92	BDX 20950 18.0	P 2605				
0.9 45	80-82	BDX 20073 17.5	P 2265				
0.9 45	82-86	BDX 20950 18.0	P 2605				
0.9-0.9i	86-03	BDX 20950 18.0	P 2605				
1.0-1.0i /Selecta /4wd	86-91	BDX 20950 18.0	P 2605				
1.1i /Selecta /4wd	91-03	BDX 20950 18.0	P 2605				
1.3 D	86-92	BDX 20950 18.0	P 2605				
PANDA2003-							
1.1i	03-	BDX 21436 17.0	P 3876				
1.2i	03-	BDX 21436 17.0	P 3876				
1.2i 4wd	03-	BCH 24072 17.5	P 8795		GIR 23661 14.0	P 5585	
1.3 16V Multijet	03-	BCH 24072 17.5	P 8795				
1.3 16V Multijet 4wd	05-	BCH 23706 18.0	P 5555		GIR 23661 14.0	P 5585	
1.4i 16V 100 HP	06-	BCH 23706 18.0	P 5555		GIR 23661 14.0	P 5585	
PUNTO 93-99							
1.1i 55	93-99	BDX 21437 17.0	P 3875				
1.1i 55	93-99	BDX 21436 17.0	P 3876				
1.1i 55 (Abs)	93-97	GIR 20833 17.5	P 2576		GIR 21103 14.5	P 2915	
1.1i 55 (Abs)	97-99	BDX 21436 17.0	P 3876				
1.2i 16V 85 /Cabrio	97-99	ATE 23181 17.5	P 3066				
1.2i 60 /Cabrio/Selecta	93-99	BDX 21437 17.0	P 3875				
1.2i 60 /Cabrio/Selecta	93-99	BDX 21436 17.0	P 3876				
1.2i 60 /Cabrio/Selecta (Abs)	93-97	GIR 20833 17.5	P 2576		GIR 21103 14.5	P 2915	
1.2i 60 /Cabrio/Selecta (Abs)	97-99	BDX 21436 17.0	P 3876				
1.2i 75	93-99	BDX 21436 17.0	P 3876				
1.2i 75	93-99	BDX 21437 17.0	P 3875				
1.2i 75 (Abs)	93-97	GIR 20833 17.5	P 2576		GIR 21103 14.5	P 2915	
1.2i 75 (Abs)	97-99	BDX 21436 17.0	P 3876				
1.4i GT Turbo	93-97	GIR 20833 17.5	P 2576		GIR 21103 14.5	P 2915	
1.4i GT Turbo	97-99	ATE 21929 17.5	P 3095		GIR 23177 14.5	P 5335	
1.6i 90 /Cabrio	93-97	GIR 20833 17.5	P 2576				
1.6i 90 /Cabrio (Abs)	93-97	GIR 20833 17.5	P 2576		GIR 21103 14.5	P 2915	
1.7 D 60	93-96	BDX 21437 17.0	P 3875				
1.7 D 60	93-96	BDX 21436 17.0	P 3876				
1.7 TD 60	96-97	GIR 20833 17.5	P 2576				
1.7 TD 60	97-99	ATE 23181 17.5	P 3066				
1.7 TD 70	93-97	GIR 20833 17.5	P 2576				
1.7 TD 70	97-99	ATE 23181 17.5	P 3066				
1.7 TD 70 (Abs)	93-97	GIR 20833 17.5	P 2576		GIR 21103 14.5	P 2915	
1.7 TD 70 (Abs)	97-99	ATE 23181 17.5	P 3066				
PUNTO 99-03							
1.2i	99-03	BDX 21436 17.0	P 3876				
1.2i 16V	99-03	ATE 23181 17.5	P 3066				
1.2i 16V automatic transmission	99-03	ATE 21931 17.5	P 3067				
1.8i 16V	99-03	ATE 23227 18.0	P 5087		GIR 23661 14.0	P 5585	
1.9 D	99-03	ATE 21931 17.5	P 3067				
1.9 D (ventilated disc)	99-03	ATE 21928 17.5	P 3097				
1.9 JTD	99-03	ATE 21928 17.5	P 3097				
PUNTO							
1.2i	03-08	BDX 21436 17.0	P 3876				
1.2i 16V	03-08	ATE 23181 17.5	P 3066				
1.3 16V Multijet	03-08	ATE 21928 17.5	P 3097				
1.4i 16V	03-08	ATE 21928 17.5	P 3097				
1.8i 16V	03-08	ATE 24067 19.0	P 3107		GIR 23661 14.0	P 5585	
1.9 JTD (63 KW 85 HP)	03-08	ATE 21928 17.5	P 3097				
1.9 Multijet (74 KW 100 HP)	03-08	ATE 21928 17.5	P 3097		GIR 23661 14.0	P 5585	
RITMO							
1.1 60	78-82	BDX 20073 17.5	P 2265				
1.1 60	82-88	BDX 20952 18.0	P 2606				

* Con segnalatori/ with wear device / avec avertisseurs

		KIT ANTERIORE / FRONT / AVANT			KIT POSTERIORE / REAR / ARRIERE		
		SYST./WVA/SP.	CODICE P.N. - Ref.	*	SYST./WVA/SP.	CODICE P.N. - Ref.	*
1.3 65	78-82	BDX 20073 17.5	P 2265				
1.3 65	82-83	BDX 20952 18.0	P 2606				
1.3 68 Cabrio	85-87	GIR 20833 17.5	P 2576				
1.3 70	82-88	BDX 20952 18.0	P 2606				
1.5 75	78-82	BDX 20073 17.5	P 2265				
1.5 75	82-88	BDX 20952 18.0	P 2606				
1.5 85	80-82	BDX 20073 17.5	P 2265				
1.5 85	82-88	BDX 20952 18.0	P 2606				
1.5 85 Cabrio	82-88	GIR 20833 17.5	P 2576				
1.6 100 Cabrio	82-88	GIR 20833 17.5	P 2576				
1.6 105	78-82	BDX 20648 17.5	P 3295				
1.6 105	82-88	GIR 20833 17.5	P 2576				
1.7 D 55	79-82	BDX 20073 17.5	P 2265				
1.7 D 60	82-88	BDX 20952 18.0	P 2606				
SEDICI-							
1.6i 16V	06-	BCH 24392 16.0	P 9435				
1.9 Multijet	06-	BCH 24392 16.0	P 9435				
SEICENTO							
0.9i	98-01	BDX 21436 17.0	P 3876				
1.1i	98-	BDX 21436 17.0	P 3876				
STILO-							
1.2i 16V	01-	BCH 23706 18.0	P 5555		BCH 23714 16.5	P 5575	
1.4i 16V	03-	BCH 23706 18.0	P 5555		BCH 23714 16.5	P 5575	
1.4i 16V Station Wagon	03-	BCH 23709 19.0	P 5565		BCH 23714 16.5	P 5575	
1.6i 16V	01-	BCH 23706 18.0	P 5555		BCH 23714 16.5	P 5575	
1.6i 16V Station Wagon	03-	BCH 23709 19.0	P 5565		BCH 23714 16.5	P 5575	
1.8i 16V	01-	BCH 23709 19.0	P 5565		BCH 23714 16.5	P 5575	
1.8i 16V Station Wagon	03-	BCH 23709 19.0	P 5565		BCH 23714 16.5	P 5575	
1.9 16V MJ (103 KW 140 HP)	03-	BCH 23711 19.0	P 8185		BCH 23714 16.5	P 5575	
1.9 16V MJ (103 KW 140 HP) SW	03-	BCH 23711 19.0	P 8185		BCH 23714 16.5	P 5575	
1.9 16V MJ (110 KW 150 HP)	05-	BCH 23711 19.0	P 8185		BCH 23714 16.5	P 5575	
1.9 16V MJ (110 KW 150 HP) SW	05-	BCH 23711 19.0	P 8185		BCH 23714 16.5	P 5575	
1.9 JTD (59 KW 80 HP)	02-	BCH 23709 19.0	P 5565		BCH 23714 16.5	P 5575	
1.9 JTD (59 KW 80 HP) Station Wagon	03-	BCH 23709 19.0	P 5565		BCH 23714 16.5	P 5575	
1.9 JTD (85 KW 115 HP)	01-	BCH 23709 19.0	P 5565		BCH 23714 16.5	P 5575	
1.9 JTD (85 KW 115 HP) Station Wagon	03-	BCH 23709 19.0	P 5565		BCH 23714 16.5	P 5575	
1.9 MJ (88 KW 120 HP)	05-	BCH 23709 19.0	P 5565		BCH 23714 16.5	P 5575	
1.9 MJ (88 KW 120 HP) Station Wagon	05-	BCH 23709 19.0	P 5565		BCH 23714 16.5	P 5575	
2.4i 20V	01-	BCH 23711 19.0	P 8185		BCH 23714 16.5	P 5575	
TEMPRA							
1.4-1.4i	90-93	GIR 21105 17.0	P 2865				
1.4-1.4i Station Wagon/Selecta	90-96	GIR 20833 17.5	P 2576				
1.4-1.4i Station Wagon/Selecta (Abs)	90-96	GIR 20833 17.5	P 2576		GIR 21103 14.5	P 2915	
1.4i	93-96	GIR 20833 17.5	P 2576				
1.4i (made in Brazil)	92-96	ATE 21193 18.0	P 2846				
1.6-1.6i	90-93	GIR 21105 17.0	P 2865				
1.6-1.6i Station Wagon/Selecta	90-96	GIR 20833 17.5	P 2576				
1.6-1.6i Station Wagon/Selecta (Abs)	90-96	GIR 20833 17.5	P 2576		GIR 21103 14.5	P 2915	
1.6i	93-96	GIR 20833 17.5	P 2576				
1.6i (made in Brazil)	92-96	ATE 21193 18.0	P 2846				
1.8i /Station Wagon	90-96	GIR 20833 17.5	P 2576				
1.8i /Station Wagon (Abs)	90-96	GIR 20833 17.5	P 2576		GIR 21103 14.5	P 2915	
1.9 D /Station Wagon	90-96	GIR 20833 17.5	P 2576				
1.9 D /Station Wagon (Abs)	90-96	GIR 20833 17.5	P 2576		GIR 21103 14.5	P 2915	
1.9 D-TD (made in Brazil)	92-96	ATE 21193 18.0	P 2846				
1.9 TD /Station Wagon	90-96	GIR 20833 17.5	P 2576				
1.9 TD /SX-Station Wagon (Abs)	90-96	GIR 20833 17.5	P 2576		GIR 21103 14.5	P 2915	
2.0i /Station Wagon	90-96	GIR 20833 17.5	P 2576				
2.0i /Station Wagon (Abs)	90-96	GIR 20833 17.5	P 2576		GIR 21103 14.5	P 2915	
TIPO							
1.1	88-91	GIR 21105 17.0	P 2865				
1.1 (Abs)	88-91	GIR 20833 17.5	P 2576		GIR 21103 14.5	P 2915	
1.4-1.4i	88-93	GIR 21105 17.0	P 2865				
1.4-1.4i (Abs)	88-95	GIR 20833 17.5	P 2576		GIR 21103 14.5	P 2915	
1.4i	93-95	GIR 20833 17.5	P 2576				
1.6-1.6i	88-93	GIR 21105 17.0	P 2865				
1.6-1.6i /DGT/Selecta (Abs)	88-95	GIR 20833 17.5	P 2576		GIR 21103 14.5	P 2915	
1.6-1.6i DGT/Selecta	88-95	GIR 20833 17.5	P 2576				
1.6i	93-95	GIR 20833 17.5	P 2576				
1.7 D	88-93	GIR 21105 17.0	P 2865				
1.7 D	93-95	GIR 20833 17.5	P 2576				
1.7 D (Abs)	88-95	GIR 20833 17.5	P 2576		GIR 21103 14.5	P 2915	
1.8i	90-95	GIR 20833 17.5	P 2576				
1.8i (Abs)	90-95	GIR 20833 17.5	P 2576		GIR 21103 14.5	P 2915	
1.8i 16V	89-92	GIR 20833 17.5	P 2576		GIR 21103 14.5	P 2915	
1.9 D	92-95	GIR 20833 17.5	P 2576				
1.9 D (Abs)	92-95	GIR 20833 17.5	P 2576		GIR 21103 14.5	P 2915	
1.9 TD	88-95	GIR 20833 17.5	P 2576				

* Con segnalatori/ with wear device / avec avertisseurs

		KIT ANTERIORE / FRONT / AVANT			KIT POSTERIORE / REAR / ARRIERE		
		SYST./MVA/SP.	CODICE P.N. - Ref.	*	SYST./MVA/SP.	CODICE P.N. - Ref.	*
1.9 TD (Abs)	88-95	GIR 20833 17.5	P 2576		GIR 21103 14.5	P 2915	
2.0i	90-95	GIR 20833 17.5	P 2576		GIR 21103 14.5	P 2915	
2.0i 16V	91-95	GIR 21383 19.0	P 2996		GIR 21103 14.5	P 2915	
ULYSSE I (220)	94-02						
1.8i	96-98	BDX 23003 19.0	P 3325				
1.9 TD	94-00	GIR 21802 19.0	P 2998				
1.9 TD (Abs)	94-00	GIR 21802 19.0	P 2998		ATE 21275 17.0	P 4075	P 4076Y
2.0 JTD	99-02	GIR 21802 19.0	P 2998				
2.0 JTD (Abs)	99-02	GIR 21802 19.0	P 2998		ATE 21275 17.0	P 4075	P 4076Y
2.0i	94-99	GIR 21802 19.0	P 2998				
2.0i (Abs)	94-99	GIR 21802 19.0	P 2998		ATE 21275 17.0	P 4075	P 4076Y
2.0i 16V	98-02	GIR 21802 19.0	P 2998				
2.0i 16V (Abs)	98-02	GIR 21802 19.0	P 2998		ATE 21275 17.0	P 4075	P 4076Y
2.0i Turbo	94-98	GIR 21802 19.0	P 2998				
2.0i Turbo (Abs)	94-98	GIR 21802 19.0	P 2998		ATE 21275 17.0	P 4075	P 4076Y
2.1 12V TD	96-99	GIR 21802 19.0	P 2998				
2.1 12V TD (Abs)	96-99	GIR 21802 19.0	P 2998		ATE 21275 17.0	P 4075	P 4076Y
ULYSSE II (179AX-							
2.0 JTD	02-07	GIR 20267 19.0	P 7715		GIR 20961 17.0	P 3276	
2.0 JTD	07-	GIR 20261 19.0	P 7717		GIR 20961 17.0	P 3276	
ULYSSE II (179AX-							
2.0 MJT	06-07	GIR 20267 19.0	P 7715		GIR 20961 17.0	P 3276	
2.0 MJT	07-	GIR 20261 19.0	P 7717		GIR 20961 17.0	P 3276	
2.0i 16V	02-07	GIR 20267 19.0	P 7715		GIR 20961 17.0	P 3276	
2.0i 16V	07-	GIR 20261 19.0	P 7717		GIR 20961 17.0	P 3276	
2.2 JTD	02-07	GIR 20267 19.0	P 7715		GIR 20961 17.0	P 3276	
2.2 JTD	07-	GIR 20261 19.0	P 7717		GIR 20961 17.0	P 3276	
3.0i V6 24V	02-	BRE	P 5228		GIR 20961 17.0	P 3276	
UNO							
0.9 45	83-92	BDX 20950 18.0	P 2605				
0.9 45	83-92	BDX 20952 18.0	P 2606				
1.0-1.0i 45	86-93	BDX 20950 18.0	P 2605				
1.0-1.0i 45	86-93	BDX 20952 18.0	P 2606				
1.1 55	83-89	BDX 20950 18.0	P 2605				
1.1 55	83-89	BDX 20952 18.0	P 2606				
1.1 60 CS (made in Brazil)	88-91	ATE 21195 18.0	P 2845				
1.1 60 CS (made in Brazil)	88-91	ATE 21194 18.0	P 2847				
1.1 60 Selecta	89-93	BDX 20952 18.0	P 2606				
1.1-1.1i 50	86-93	BDX 20950 18.0	P 2605				
1.1-1.1i 50	86-93	BDX 20952 18.0	P 2606				
1.1-1.1i 60	85-93	BDX 20950 18.0	P 2605				
1.1-1.1i 60	85-93	BDX 20952 18.0	P 2606				
1.3 70	83-89	BDX 20952 18.0	P 2606				
1.3 70	83-89	BDX 20950 18.0	P 2605				
1.3 D 45	83-92	BDX 20950 18.0	P 2605				
1.3 D 45	83-92	BDX 20952 18.0	P 2606				
1.3i Turbo	87-91	GIR 20833 17.5	P 2576		GIR 21103 14.5	P 2915	
1.4 TD 70	85-93	GIR 20833 17.5	P 2576				
1.4i 70	89-93	BDX 20950 18.0	P 2605				
1.4i 70	89-93	BDX 20952 18.0	P 2606				
1.4i Turbo	91-93	GIR 20833 17.5	P 2576		GIR 21103 14.5	P 2915	
1.5i 75	85-93	BDX 20950 18.0	P 2605				
1.5i 75	85-93	BDX 20952 18.0	P 2606				
1.7 D 60	86-93	GIR 20833 17.5	P 2576				
FIAT/COMMERCIAL							
DOBLO'							
1.2i	00-05	ATE 23227 18.0	P 5087				
1.3 MJ 16V	04-05	ATE 23227 18.0	P 5087				
1.6i 16V	00-05	ATE 23227 18.0	P 5087				
1.9 D	00-05	ATE 23227 18.0	P 5087				
1.9 JTD	00-05	ATE 23227 18.0	P 5087				
DOBLO'-							
1.3 Multijet 16V	05-	BCH 23709 19.0	P 5565				
1.4i	05-	BCH 23706 18.0	P 5555				
1.6i 16V	05-	BCH 23706 18.0	P 5555				
1.9 Multijet	05-	BCH 23709 19.0	P 5565				
DUCATO Maxi3							
2.0 (1.8 ton)	85-93	GIR 21206 19.0	P 2856				
2.5 D-TD (1.8 ton)	85-93	GIR 21206 19.0	P 2856				
DUCATO Maxi							
2.0i (1.8 ton)	93-99	GIR 21799 19.5	P 3835				
2.0i (1.8 ton)	99-02	GIR 23603 19.5	P 3836				
2.5 D-TD (1.8 ton)	93-99	GIR 21799 19.5	P 3835				
2.8 D-TD (1.8 ton)	93-99	GIR 21799 19.5	P 3835				
2.8 D-TD (1.8 ton)	99-02	GIR 23603 19.5	P 3836				
DUCATO Maxi6							
2.0i	02-06	BRE 23919 19.5	P 5605		BRE 23921 20.0	P 7735	
2.3 JTD	02-06	BRE 23919 19.5	P 5605		BRE 23921 20.0	P 7735	

* Con segnalatori/ with wear device / avec avertisseurs

		KIT ANTERIORE / FRONT / AVANT			KIT POSTERIORE / REAR / ARRIERE		
		SYST./MVA/SP.	CODICE P.N. - Ref.	*	SYST./MVA/SP.	CODICE P.N. - Ref.	*
2.8 JTD	02-06	BRE 23919 19.5	P 5605		BRE 23921 20.0	P 7735	
DUCATO Maxi-							
120 2.3 Multijet	06-	BRE 24467 19.0	P 9505		BRE 24465 19.0	P 9515	
160 3.0 Multijet	06-	BRE 24467 19.0	P 9505		BRE 24465 19.0	P 9515	
DUCATO							
1.8 (1.0 ton)	81-93	GIR 20787 19.0	P 2585				
1.9 D-TD (1.0 ton)	81-93	GIR 20787 19.0	P 2585				
2.0 (1.0 ton)	81-93	GIR 20787 19.0	P 2585				
2.0 (1.4 ton)	81-93	GIR 20787 19.0	P 2585				
2.5 D-TD (1.4 ton)	81-93	GIR 20787 19.0	P 2585				
DUCATO							
1.9 D-TD (1.0 ton)	93-99	GIR 21797 19.5	P 3825				
1.9 D-TD (1.0 ton)	99-02	GIR 23602 19.5	P 3826				
2.0 JTD (1.0 ton)	01-02	GIR 23602 19.5	P 3826				
2.0i (1.0 ton-1.4 ton)	93-99	GIR 21797 19.5	P 3825				
2.0i (1.0 ton-1.4 ton)	99-02	GIR 23602 19.5	P 3826				
2.5 D-TD (1.4 ton)	93-99	GIR 21797 19.5	P 3825				
2.8 D-TD (1.4 ton)	93-99	GIR 21797 19.5	P 3825				
2.8 D-TD (1.4 ton)	99-02	GIR 23602 19.5	P 3826				
DUCATO							
11 2.0 JTD	02-06	BRE 23917 19.5	P 5595				
11 2.0i	02-06	BRE 23917 19.5	P 5595				
11 2.3 JTD	02-06	BRE 23917 19.5	P 5595				
15 2.0 JTD	02-06	BRE 23917 19.5	P 5595				
15 2.0i	02-06	BRE 23917 19.5	P 5595				
15 2.3 JTD	02-06	BRE 23917 19.5	P 5595				
15 2.8 JTD	02-06	BRE 23917 19.5	P 5595		BRE 23921 20.0	P 7735	
DUCATO							
100 2.2 Multijet	06-	BRE 24469 19.0	P 9495		BRE 24465 19.0	P 9515	
120 2.3 Multijet	06-	BRE 24469 19.0	P 9495		BRE 24465 19.0	P 9515	
160 3.0 Multijet	06-	BRE 24469 19.0	P 9495		BRE 24465 19.0	P 9515	
FIORINO							
0.9	78-82	BDX 20073 17.5	P 2265				
0.9	82-88	ATE 20375 16.0	P 2555				
0.9	88-93	ATE 21195 18.0	P 2845				
0.9	88-93	ATE 21194 18.0	P 2847				
1.0	78-82	BDX 20073 17.5	P 2265				
1.0	82-88	ATE 20375 16.0	P 2555				
1.0	88-93	ATE 21194 18.0	P 2847				
1.0	88-93	ATE 21195 18.0	P 2845				
1.1	82-88	ATE 20375 16.0	P 2555				
1.1	88-93	ATE 21195 18.0	P 2845				
1.1	88-93	ATE 21194 18.0	P 2847				
1.3 D	82-88	ATE 20375 16.0	P 2555				
1.3 D	88-93	ATE 21195 18.0	P 2845				
1.3 D	88-93	ATE 21194 18.0	P 2847				
1.4	91-93	ATE 21195 18.0	P 2845				
1.4	91-93	ATE 21194 18.0	P 2847				
1.4	93-00	ATE 21963 18.0	P 2848				
1.6	91-93	ATE 21194 18.0	P 2847				
1.6	91-93	ATE 21195 18.0	P 2845				
1.6	93-00	ATE 21963 18.0	P 2848				
1.7 D	91-93	ATE 21195 18.0	P 2845				
1.7 D	91-93	ATE 21194 18.0	P 2847				
1.7 D-TD	93-00	ATE 21963 18.0	P 2848				
GRANDE PUNTO Van-							
1.2i	05-	BCH 23706 18.0	P 5555				
1.3 16V Multijet (66 KW 90 HP)	05-	BCH 23709 19.0	P 5565				
1.3 Multijet (55 KW 75 HP)	05-	BCH 23706 18.0	P 5555				
1.4i	05-	BCH 23706 18.0	P 5555				
1.4i 16V	05-	BCH 23706 18.0	P 5555				
SCUDO							
1.6i (disc 257 x 20 mm)	95-04	BDX 23003 19.0	P 3325				
1.6i (disc 281 x 26 mm)	95-04	GIR 21802 19.0	P 2998				
1.9 D (disc 257 x 20 mm)	95-04	BDX 23003 19.0	P 3325				
1.9 D (disc 281 x 26 mm)	95-04	GIR 21802 19.0	P 2998				
1.9 TD (disc 257 x 20 mm)	95-00	BDX 23003 19.0	P 3325				
1.9 TD (disc 281 x 26 mm)	95-00	GIR 21802 19.0	P 2998				
2.0 JTD (disc 257 x 20 mm)	00-04	BDX 23003 19.0	P 3325				
2.0 JTD (disc 281 x 26 mm)	00-04	GIR 21802 19.0	P 2998				
2.0i 16V (disc 257 x 20 mm)	00-04	BDX 23003 19.0	P 3325				
2.0i 16V (disc 281 x 26 mm)	00-04	GIR 21802 19.0	P 2998				
SCUDO7							
1.9 D (disc 257 x 20 mm)	04-07	BDX 23003 19.0	P 3325				
1.9 D (disc 285 x 28 mm)	04-07	GIR 20267 19.0	P 7715				
2.0 JTD (disc 257 x 20 mm)	04-07	BDX 23003 19.0	P 3325				
2.0 JTD (disc 285 x 28 mm)	04-07	GIR 20267 19.0	P 7715				
2.0i (disc 257 x 20 mm)	04-07	BDX 23003 19.0	P 3325				



* Con segnalatori/ with wear device / avec avertisseurs

		KIT ANTERIORE / FRONT / AVANT			KIT POSTERIORE / REAR / ARRIERE		
		SYST./MVA/SP.	CODICE P.N. - Ref.	*	SYST./MVA/SP.	CODICE P.N. - Ref.	*
2.0i (disc 285 x 28 mm)	04-07	GIR 20267 19.0	P 7715				
SCUDO							
1.6 Multijet 90 (10 Q)	07-	GIR 24595 18.5	P 9485				
1.6 Multijet 90 (12 Q)	07-	GIR 20261 19.0	P 7717		GIR 24578 16.5	P 9535	
2.0 Multijet 120-140	07-	GIR 20261 19.0	P 7717		GIR 24578 16.5	P 9535	
FORD							
COUGAR	98-01						
2.5i V6 24V	98-99	ATE 21582 18.0	P 3736		BDX 21586 15.0	P 3705	P 3705Y
2.5i V6 24V	99-01	ATE 21582 18.0	P 3736		BDX 23411 15.0	P 3707	
ESCORT							
1.1 /Station Wagon	80-90	ATE 20753 18.0	P 2565				
1.1 /Station Wagon	80-90	ATE 20783 18.0	P 2566				
1.3 /Cabrio/Station Wagon	80-90	ATE 20783 18.0	P 2566				
1.3 /Cabrio/Station Wagon	80-90	ATE 20753 18.0	P 2565				
1.4 /Cabrio/Station Wagon	86-90	ATE 20753 18.0	P 2565				
1.4 /Cabrio/Station Wagon	86-90	ATE 20783 18.0	P 2566				
1.6 /Cabrio/Station Wagon/XR3	80-90	ATE 20753 18.0	P 2565				
1.6 /Cabrio/Station Wagon/XR3	80-90	ATE 20783 18.0	P 2566				
1.6 D /Station Wagon	80-90	ATE 20753 18.0	P 2565				
1.6 D /Station Wagon	80-90	ATE 20783 18.0	P 2566				
1.6i Turbo	80-90	ATE 20783 18.0	P 2566				
1.8 D /Station Wagon	89-90	ATE 20753 18.0	P 2565				
1.8 D /Station Wagon	89-90	ATE 20783 18.0	P 2566				
ESCORT							
1.3i /Station Wagon	90-95	BDX 21171 18.5	P 2985				
1.3i /Station Wagon	95-98	BDX 23300 18.5	P 2986				
1.4i /Cabrio/Station Wagon	90-95	BDX 21171 18.5	P 2985				
1.4i /Cabrio/Station Wagon	95-98	BDX 23300 18.5	P 2986				
1.6i /Cabrio/Station Wagon	90-95	BDX 21171 18.5	P 2985				
1.6i 16V /Station Wagon	92-95	BDX 21171 18.5	P 2985				
1.6i 16V /Station Wagon	95-03	BDX 23300 18.5	P 2986				
1.6i 16V 4wd	94-98	ATE 20909 18.0	P 3215				
1.6i 16V 4wd	94-98	ATE 20908 18.0	P 3217				
1.8 D /Station Wagon	90-95	BDX 21171 18.5	P 2985				
1.8 D /Station Wagon	95-98	BDX 23300 18.5	P 2986				
1.8 TD /Station Wagon	90-95	BDX 21171 18.5	P 2985				
1.8 TD /Station Wagon	95-03	BDX 23300 18.5	P 2986				
1.8i 16V (77 KW 105 HP) /Station Wagon	92-95	BDX 21171 18.5	P 2985				
1.8i 16V (85 KW 115 HP) /Station Wagon	95-98	BDX 23300 18.5	P 2986				
1.8i 16V (96 KW 131 HP) /Station Wagon	92-95	ATE 20909 18.0	P 3215		ATE 21832 15.0	P 7765	
1.8i 16V (96 KW 131 HP) /Station Wagon	92-95	ATE 20908 18.0	P 3217		ATE 21832 15.0	P 7765	
1.8i 16V 4wd /Station Wagon	92-95	ATE 20909 18.0	P 3215				
1.8i 16V 4wd /Station Wagon	92-95	ATE 20908 18.0	P 3217				
2.0i 16V RS /4wd	90-95	ATE 20909 18.0	P 3215		ATE 21832 15.0	P 7765	
2.0i 16V RS /4wd	90-95	ATE 20908 18.0	P 3217		ATE 21832 15.0	P 7765	
2.0i 16V Turbo RS Cosworth 4wd	93-96	ATE 21560 18.5	P 4395		GIR 20981 13.5	P 3227	
2.0i 16V Turbo RS Cosworth 4wd	93-96	ATE 21560 18.5	P 4396		GIR 21729 13.5	P 3225	P 3225Y
FIESTA							
1.1	89-95	ATE 21202 18.0	P 3005				
1.1 (ventilated disc)	89-95	ATE 20753 18.0	P 2565				
1.3	89-95	ATE 21202 18.0	P 3005				
1.3 (ventilated disc)	89-95	ATE 20753 18.0	P 2565				
1.4	89-95	ATE 21202 18.0	P 3005				
1.4 (ventilated disc)	89-95	ATE 20753 18.0	P 2565				
1.6i 16V	94-95	ATE 20753 18.0	P 2565				
1.6i Turbo	90-92	ATE 20753 18.0	P 2565				
1.6i XR2	89-95	ATE 20753 18.0	P 2565				
1.8 D	89-95	ATE 21202 18.0	P 3005				
1.8 D (ventilated disc)	89-95	ATE 20753 18.0	P 2565				
1.8i 16V	92-95	ATE 20753 18.0	P 2565				
FIESTA							
1.2i 16V	95-99	ATE 23101 17.5	P 3155				
1.2i 16V (ventilated disc)	95-99	ATE 23103 18.0	P 3205				
1.2i 16V automatic transmission	95-99	ATE 23103 18.0	P 3205				
1.3i	95-99	ATE 23101 17.5	P 3155				
1.3i (ventilated disc)	95-99	ATE 23103 18.0	P 3205				
1.4i 16V (ventilated disc)	95-99	ATE 23103 18.0	P 3205				
1.8 D	95-99	ATE 23101 17.5	P 3155				
1.8 D (ventilated disc)	95-99	ATE 23103 18.0	P 3205				
FIESTA							
1.2i 16V	99-00	ATE 23101 17.5	P 3155				
1.2i 16V (ABS)	00-02	ATE 23203 18.5	P 5505				
1.2i 16V (no ABS)	00-02	ATE 23200 18.5	P 5495				
1.2i 16V (ventilated disc)	99-00	ATE 23103 18.0	P 3205				
1.3i	99-00	ATE 23101 17.5	P 3155				
1.3i (ABS)	00-02	ATE 23203 18.5	P 5505				
1.3i (no ABS)	00-02	ATE 23200 18.5	P 5495				
1.3i (ventilated disc)	99-00	ATE 23103 18.0	P 3205				

* Con segnalatori/ with wear device / avec avertisseurs

		KIT ANTERIORE / FRONT / AVANT			KIT POSTERIORE / REAR / ARRIERE		
		SYST./MVA/SP.	CODICE P.N. - Ref.	*	SYST./MVA/SP.	CODICE P.N. - Ref.	*
1.4i 16V	99-00	ATE 23103 18.0	P 3205				
1.4i 16V (ABS)	00-02	ATE 23203 18.5	P 5505				
1.4i 16V (no ABS)	00-02	ATE 23200 18.5	P 5495				
1.6i 16V	00-02	ATE 23203 18.5	P 5505				
1.8 D DI	99-00	ATE 23101 17.5	P 3155				
1.8 D DI (ABS)	00-02	ATE 23203 18.5	P 5505				
1.8 D DI (no ABS)	00-02	ATE 23200 18.5	P 5495				
1.8 D DI (ventilated disc)	99-00	ATE 23103 18.0	P 3205				
1.8 TDI (ABS)	00-02	ATE 23203 18.5	P 5505				
1.8 TDI (no ABS)	00-02	ATE 23200 18.5	P 5495				
FIESTA							
1.2i 16V	02-	ATE 23203 18.5	P 5505				
1.3i	02-	ATE 23203 18.5	P 5505				
1.4 TD CI	02-	ATE 23203 18.5	P 5505				
1.4i 16V	02-	ATE 23203 18.5	P 5505				
1.6 TD CI	04-	ATE 23203 18.5	P 5505				
1.6i 16V	02-	ATE 23203 18.5	P 5505				
2.0i 16V ST150	05-	ATE 23440 17.5	P 7745		GIR 23353 15.0	P 5515	
FOCUS C-MAX							
1.6 TD CI	03-	ATE 23723 18.0	P 7755		ATE 24137 16.5	P 5716	
1.6i 16V	03-	ATE 23723 18.0	P 7755		ATE 24137 16.5	P 5716	
1.6i 16V VCT	04-	ATE 23723 18.0	P 7755		ATE 24137 16.5	P 5716	
1.8 TD CI	05-	ATE 23723 18.0	P 7755		ATE 24137 16.5	P 5716	
1.8i 16V	03-	ATE 23723 18.0	P 7755		ATE 24137 16.5	P 5716	
2.0 TD CI	03-	ATE 23723 18.0	P 7755		ATE 24137 16.5	P 5716	
FOCUS							
1.4i 16V /Station Wagon	98-04	ATE 23154 19.0	P 5255				
1.6i 16V /Station Wagon	98-04	ATE 23154 19.0	P 5255				
1.8 DI (55 KW 75 HP) /Station Wagon	99-04	ATE 23154 19.0	P 5255				
1.8 TD CI (74 KW 100 HP) /Station Wagon	02-04	ATE 23154 19.0	P 5255		GIR 23353 15.0	P 5515	
1.8 TD CI (84 KW 115 HP) /Station Wagon	01-04	ATE 23154 19.0	P 5255		GIR 23353 15.0	P 5515	
1.8 TD DI (66 KW 90 HP) /Station Wagon	99-02	ATE 23154 19.0	P 5255				
1.8i 16V /Station Wagon	98-04	ATE 23154 19.0	P 5255		GIR 23353 15.0	P 5515	
2.0i 16V (96 KW 131 HP) /Station Wagon	98-04	ATE 23154 19.0	P 5255		GIR 23353 15.0	P 5515	
2.0i 16V ST170 (124 KW 170 HP) /SW	02-04	ATE 23440 17.5	P 7745		GIR 23353 15.0	P 5515	
2.0i 16V Turbo RS	02-04	BRE 21381 15.0	P 4857		GIR 23353 15.0	P 5515	
FOCUS							
1.4i 16V	04-	ATE 23723 18.0	P 7755				
1.4i 16V (Esp)	04-	ATE 23723 18.0	P 7755		ATE 24137 16.5	P 5716	
1.4i 16V Station Wagon	04-	ATE 23723 18.0	P 7755		ATE 24137 16.5	P 5716	
1.6 TD CI	04-	ATE 23723 18.0	P 7755				
1.6 TD CI (Esp)	04-	ATE 23723 18.0	P 7755		ATE 24137 16.5	P 5716	
1.6 TD CI Station Wagon	04-	ATE 23723 18.0	P 7755		ATE 24137 16.5	P 5716	
1.6i 16V	04-	ATE 23723 18.0	P 7755				
1.6i 16V (Esp)	04-	ATE 23723 18.0	P 7755		ATE 24137 16.5	P 5716	
1.6i 16V Station Wagon	04-	ATE 23723 18.0	P 7755		ATE 24137 16.5	P 5716	
1.6i 16V Ti-VCT	04-	ATE 23723 18.0	P 7755				
1.6i 16V Ti-VCT (Esp)	04-	ATE 23723 18.0	P 7755		ATE 24137 16.5	P 5716	
1.6i 16V Ti-VCT Station Wagon	04-	ATE 23723 18.0	P 7755		ATE 24137 16.5	P 5716	
1.8 TD CI	05-	ATE 23723 18.0	P 7755				
1.8 TD CI (Esp)	05-	ATE 23723 18.0	P 7755		ATE 24137 16.5	P 5716	
1.8 TD CI Station Wagon	05-	ATE 23723 18.0	P 7755		ATE 24137 16.5	P 5716	
2.0 TD CI /Station Wagon	04-	ATE 23723 18.0	P 7755		ATE 24137 16.5	P 5716	
2.0i 16V /Station Wagon	04-	ATE 23723 18.0	P 7755		ATE 24137 16.5	P 5716	
2.5i 20V Turbo ST	05-	ATE 23912 18.5	P 7908		ATE 24137 16.5	P 5716	
FUSION							
1.2i 16V	04-	ATE 23203 18.5	P 5505				
1.4 TD CI	02-	ATE 23203 18.5	P 5505				
1.4i 16V	02-	ATE 23203 18.5	P 5505				
1.6 TD CI	04-	ATE 23203 18.5	P 5505				
1.6i 16V	02-	ATE 23203 18.5	P 5505				
GALAXY							
1.9 TDI (66 KW 90 HP)	96-00	ATE 21848 20.0	P 5135		GIR 20961 17.0	P 3276	
1.9 TDI (81 KW 110 HP)	96-00	ATE 21848 20.0	P 5135		GIR 20961 17.0	P 3276	
2.0i	96-00	ATE 21848 20.0	P 5135		GIR 20961 17.0	P 3276	
2.3i 16V	96-00	ATE 21848 20.0	P 5135		GIR 20961 17.0	P 3276	
2.8i V6	96-00	ATE 21848 20.0	P 5135		GIR 20961 17.0	P 3276	
2.8i V6 4wd	96-00	ATE 21848 20.0	P 5135		GIR 20961 17.0	P 3276	
GALAXY							
1.9 TDI 115 HP (15" wheels - disc 288 x 25 mm)	00-02	ATE 23324 20.0	P 5136		GIR 23516 17.0	P 3278	
1.9 TDI 115 HP (16" wheels - disc 300 x 26 mm)	01-06	ATE 23419 19.0	P 7915		GIR 23516 17.0	P 3278	
1.9 TDI 130 HP	02-06	ATE 23419 19.0	P 7915		GIR 23516 17.0	P 3278	
1.9 TDI 150 HP	05-06	ATE 23419 19.0	P 7915		GIR 23516 17.0	P 3278	
1.9 TDI 90 HP (15" wheels - disc 288 x 25 mm)	00-02	ATE 23324 20.0	P 5136		GIR 23516 17.0	P 3278	
1.9 TDI 90 HP (16" wheels - disc 300 x 26 mm)	01-06	ATE 23419 19.0	P 7915		GIR 23516 17.0	P 3278	



* Con segnalatori/ with wear device / avec avertisseurs

		KIT ANTERIORE / FRONT / AVANT			KIT POSTERIORE / REAR / ARRIERE		
		SYST./MVA/SP.	CODICE P.N. - Ref.	*	SYST./MVA/SP.	CODICE P.N. - Ref.	*
2.3i 16V (15" wheels - disc 288 x 25 mm)	00-02	ATE 23324 20.0	P 5136		GIR 23516 17.0	P 3278	
2.3i 16V (16" wheels - disc 300 x 26 mm)	01-06	ATE 23419 19.0	P 7915		GIR 23516 17.0	P 3278	
2.8i V6 24V	00-06	ATE 23269 19.5	P 7925		GIR 23446 16.5	P 5807	
GALAXY							
1.8 TDCi	06-	ATE 24124 19.0	P 9165				
2.0 TDCi	06-	ATE 24124 19.0	P 9165				
2.0i 16V	06-	ATE 24124 19.0	P 9165				
2.3i 16V	06-	ATE 24124 19.0	P 9165				
KA							
1.0i	00-	ATE 23200 18.5	P 5495				
1.3i	00-	ATE 23200 18.5	P 5495				
1.3i	96-00	ATE 23101 17.5	P 3155				
MONDEO							
1.6i 16V /Station Wagon	93-00	ATE 21396 18.0	P 3735				
1.6i 16V /Station Wagon	93-00	ATE 21582 18.0	P 3736				
1.8 TD /Station Wagon	93-00	ATE 21396 18.0	P 3735				
1.8 TD /Station Wagon	93-00	ATE 21582 18.0	P 3736				
1.8i 16V /Station Wagon	93-00	ATE 21396 18.0	P 3735				
1.8i 16V /Station Wagon	93-00	ATE 21582 18.0	P 3736				
1.8i 16V /Station Wagon 4wd	93-00	ATE 21396 18.0	P 3735		BDX 21586 15.0	P 3705	
1.8i 16V /Station Wagon 4wd	93-00	ATE 21582 18.0	P 3736		BDX 21586 15.0	P 3705	P 3705Y
2.0i 16V / Station Wagon 4wd	93-97	ATE 21358 19.5	P 0808				
2.0i 16V /Station Wagon	93-00	ATE 21396 18.0	P 3735				
2.0i 16V /Station Wagon	93-00	ATE 21582 18.0	P 3736				
2.0i 16V /Station Wagon 4wd	93-97	ATE 21910 19.5	P 8975		BDX 21586 15.0	P 3705	
2.0i 16V /Station Wagon 4wd	93-97	ATE 21579 19.5	P 8976		BDX 21586 15.0	P 3705	P 3705Y
2.0i 16V /Station Wagon 4wd	97-99	ATE 21396 18.0	P 3735		BDX 21586 15.0	P 3705	
2.0i 16V /Station Wagon 4wd	97-99	ATE 21582 18.0	P 3736		BDX 21586 15.0	P 3705	P 3705Y
2.0i 16V /Station Wagon 4wd	99-00	ATE 21396 18.0	P 3735		BDX 23410 15.0	P 3706	
2.0i 16V /Station Wagon 4wd	99-00	ATE 21582 18.0	P 3736		BDX 23411 15.0	P 3707	
2.5i V6 24V / Station Wagon	93-97	ATE 21358 19.5	P 0808				
2.5i V6 24V /Station Wagon	93-97	ATE 21910 19.5	P 8975		BDX 21586 15.0	P 3705	
2.5i V6 24V /Station Wagon	93-97	ATE 21579 19.5	P 8976		BDX 21586 15.0	P 3705	P 3705Y
2.5i V6 24V /Station Wagon	97-99	ATE 21396 18.0	P 3735		BDX 21586 15.0	P 3705	
2.5i V6 24V /Station Wagon	97-99	ATE 21582 18.0	P 3736		BDX 21586 15.0	P 3705	P 3705Y
2.5i V6 24V /Station Wagon	99-00	ATE 21582 18.0	P 3736		BDX 23411 15.0	P 3707	
2.5i V6 24V /Station Wagon	99-00	ATE 21396 18.0	P 3735		BDX 23410 15.0	P 3706	
2.5i V6 24V /Station Wagon ST200	99-00	ATE 21396 18.0	P 3735		BDX 23410 15.0	P 3706	
2.5i V6 24V /Station Wagon ST200	99-00	ATE 21582 18.0	P 3736		BDX 23411 15.0	P 3707	
MONDEO							
1.8i 16V /Station Wagon	00-04	BCH 23279 18.5	P 5525		BCH 23557 17.0	P 5535	
1.8i 16V /Station Wagon	04-07	BCH 23279 18.5	P 5525		BCH 24260 16.5	P 9185	
2.0 TD DI - TD CI /Station Wagon	00-04	BCH 23279 18.5	P 5525		BCH 23557 17.0	P 5535	
2.0 TD DI - TD CI /Station Wagon	04-07	BCH 23279 18.5	P 5525		BCH 24260 16.5	P 9185	
2.0i 16V /Station Wagon	00-04	BCH 23279 18.5	P 5525		BCH 23557 17.0	P 5535	
2.0i 16V /Station Wagon	04-07	BCH 23279 18.5	P 5525		BCH 24260 16.5	P 9185	
2.2 TD CI /Station Wagon	04-07	BCH 23279 18.5	P 5525		BCH 24260 16.5	P 9185	
2.5i V6 24V /Station Wagon	00-04	BCH 23279 18.5	P 5525		BCH 23557 17.0	P 5535	
2.5i V6 24V /Station Wagon	04-07	BCH 23279 18.5	P 5525		BCH 24260 16.5	P 9185	
3.0i V6 24V ST220 /Station Wagon	01-04	BCH 23279 18.5	P 5525		BCH 23557 17.0	P 5535	
3.0i V6 24V ST220 /Station Wagon	04-07	BCH 23279 18.5	P 5525		BCH 24260 16.5	P 9185	
MONDEO							
1.6i 16V /Station Wagon	07-	ATE 24124 19.0	P 9165		GIR 24537 16.0	P10215	
1.8 TDCi /Station Wagon	07-	ATE 24124 19.0	P 9165		GIR 24537 16.0	P10215	
2.0 TDCi /Station Wagon	07-	ATE 24124 19.0	P 9165		GIR 24537 16.0	P10215	
2.0i 16V /Station Wagon	07-	ATE 24124 19.0	P 9165		GIR 24537 16.0	P10215	
MONDEO							
2.3i 16V /Station Wagon	07-	ATE 24124 19.0	P 9165		GIR 24537 16.0	P10215	
2.5i 20V Turbo /Station Wagon	07-	ATE 24521 19.0	P 8406		GIR 24537 16.0	P10215	
PROBE							
2.2i	88-93	AKE 21380 15.5	P 2955		SUM 21558 12.0	P 4675	
2.2i Turbo	88-93	AKE 21380 15.5	P 2955		SUM 21558 12.0	P 4675	
3.0i V6	88-93	AKE 21380 15.5	P 2955		SUM 21558 12.0	P 4675	
3.8i V6	88-93	AKE 21380 15.5	P 2955		SUM 21558 12.0	P 4675	
PROBE							
2.0i 16V	93-98	AKE 21754 16.5	P 4575		AKE 21766 13.5	P 5375	
2.5i 24V	93-98	AKE 21754 16.5	P 4575		AKE 21766 13.5	P 5375	
3.0i V6	93-98	AKE 21754 16.5	P 4575		AKE 21766 13.5	P 5375	
PUMA							
1.4i 16V	00-04	ATE 23203 18.5	P 5505				
1.4i 16V	98-00	ATE 23103 18.0	P 3205				
1.6i 16V	01-04	ATE 23203 18.5	P 5505				
1.7i 16V	00-04	ATE 23203 18.5	P 5505				
1.7i 16V	97-00	ATE 23103 18.0	P 3205				
S-MAX							
1.8 TDCi	06-	ATE 24124 19.0	P 9165				
2.0 TDCi	06-	ATE 24124 19.0	P 9165				
2.0i 16V	06-	ATE 24124 19.0	P 9165				

* Con segnalatori/ with wear device / avec avertisseurs

		KIT ANTERIORE / FRONT / AVANT			KIT POSTERIORE / REAR / ARRIERE		
		SYST./MVA/SP.	CODICE P.N. - Ref.	*	SYST./MVA/SP.	CODICE P.N. - Ref.	*
2.3i 16V	07-	ATE 24124 19.0	P 9165				
2.5i 20V Turbo ST	06-	ATE 24521 19.0	P 8406				
HONDA							
ACCORD IV (CB-CC)							
2.0i	89-93						
2.0i 16V	89-93	AKE 21497 18.0	P 6185		AKE 21719 15.0	P 4015	
2.0i 16V Aerodeck	89-93	AKE 21879 18.5	P 4005		AKE 21719 15.0	P 4015	
2.0i 16V Aerodeck	89-93	AKE 21651 17.5	P 5325		AKE 21719 15.0	P 4015	
2.0i 16V Coupe'					AKE 21719 15.0	P 4015	
2.2i 16V	89-93	AKE 21700 18.0	P 6195		AKE 21719 15.0	P 4015	
2.2i 16V Aerodeck	89-93	AKE 21651 17.5	P 5325		AKE 21719 15.0	P 4015	
ACCORD V (CC)							
2.0i 16V	93-96	AKE 21879 18.5	P 4005		AKE 21719 15.0	P 4015	
2.3i 16V	93-96	AKE 21651 17.5	P 5325		AKE 21719 15.0	P 4015	
ACCORD V Aerodeck (CE)							
2.0i 16V	93-98	AKE 21879 18.5	P 4005		AKE 21719 15.0	P 4015	
2.0i 16V	93-98	AKE 21651 17.5	P 5325		AKE 21719 15.0	P 4015	
2.2i 16V	93-98	AKE 21651 17.5	P 5325		AKE 21719 15.0	P 4015	
ACCORD V Coupe' (CD)							
2.2i 16V	93-98	AKE 21651 17.5	P 5325		AKE 21719 15.0	P 4015	
ACCORD VI (CE-CF)							
1.8i 16V	96-98	AKE 21879 18.5	P 4005		AKE 21719 15.0	P 4015	
1.8i 16V automatic transmission	96-98	AKE 21651 17.5	P 5325		AKE 21719 15.0	P 4015	
2.0 TDI	96-98	AKE 21879 18.5	P 4005		AKE 21719 15.0	P 4015	
2.0 TDI automatic transmission	96-98	AKE 21651 17.5	P 5325		AKE 21719 15.0	P 4015	
2.0i 16V	96-98	AKE 21879 18.5	P 4005		AKE 21719 15.0	P 4015	
2.0i 16V automatic transmission	96-98	AKE 21651 17.5	P 5325		AKE 21719 15.0	P 4015	
2.2i 16V V-TEC	96-98	AKE 21651 17.5	P 5325		AKE 21719 15.0	P 4015	
ACCORD VII (CG-CH)							
1.6i 16V	98-03	GIR 23096 16.5	P 7045				
1.8i 16V	98-03	GIR 23564 16.5	P 7056		GIR 23527 15.0	P 7065	
2.0 TDI	98-03	GIR 23564 16.5	P 7056		GIR 23527 15.0	P 7065	
2.0i 16V	98-03	GIR 23564 16.5	P 7056		GIR 23527 15.0	P 7065	
2.2i 16V V-TEC Type R	98-03	AKE 21651 17.5	P 5325		GIR 23527 15.0	P 7065	
2.3i 16V	98-03	GIR 23564 16.5	P 7056		GIR 23527 15.0	P 7065	
ACCORD VII Coupe' (CG)							
2.0i 16V	98-03	AKE 21651 17.5	P 5325		AKE 21719 15.0	P 4015	
3.0i V6 24V	98-03	AKE 21651 17.5	P 5325		AKE 21719 15.0	P 4015	
ACCORD VIII Tourer							
2.0i 16V V-TEC	03-	ATE 24214 17.0	P 9715		AKE 21719 15.0	P 4015	
2.2 CDTi	04-	ATE 24214 17.0	P 9715		AKE 21719 15.0	P 4015	
2.4i 16V V-TEC	03-	SUM 23729 15.5	P 7035		AKE 21719 15.0	P 4015	
ACCORD VIII							
2.0i 16V V-TEC	03-	ATE 24214 17.0	P 9715		GIR 23527 15.0	P 7065	
2.2 CDTi	04-	ATE 24214 17.0	P 9715		GIR 23527 15.0	P 7065	
2.4i 16V V-TEC	03-	SUM 23729 15.5	P 7035		GIR 23527 15.0	P 7065	
CIVIC IV (EG-EH-EJ)							
1.3i 16V (EG3 - with power steering-con servosterzo)	91-95	AKE 21697 15.0	P 3655				
1.3i 16V (EG3 - without power steering-no servoster.)	91-95	AKE 20193 15.0	P 4816				
1.5i 16V (EG4) 3 doors-3 porte	91-95	AKE 21697 15.0	P 3655				
1.5i 16V (EG8) Limousine-3 Volumi	91-95	AKE 21697 15.0	P 3655				
1.5i 16V (EJ2) Coupe'	94-95	AKE 21697 15.0	P 3655				
1.6i 16V (EG5 - 92 KW 125 HP) 3 doors-3 porte	91-95	AKE 21697 15.0	P 3655		AKE 21739 13.0	P 4045	
1.6i 16V (EH9 - 92 KW 125 HP) Limousine-3 Volumi	91-95	AKE 21697 15.0	P 3655		AKE 21739 13.0	P 4045	
1.6i 16V (EJ1 - 92 KW 125 HP) Coupe'	94-95	AKE 21697 15.0	P 3655				
1.6i 16V VTi (EG6 - 118 KW 160 HP) 3 doors-3 porte	91-95	AKE 21694 16.5	P 4035		AKE 21739 13.0	P 4045	
1.6i 16V VTi (EG9 - 118 KW 160 HP) Lim.-3 Volumi	91-95	AKE 21694 16.5	P 4035		AKE 21739 13.0	P 4045	
CIVIC Shuttle (AN-AR)							
1.5 (AN)	83-87	AKE 21367 15.5	P 7015				
1.5 (AN)	83-87	SUM 20895 15.0	P 2815				
1.5 (AN)	83-87	AKE 20959 15.0	P 4815				
1.5 (AN)	83-87	AKE 20193 15.0	P 4816				
1.5 4wd (AR)	83-87	AKE 20193 15.0	P 4816				
CIVIC Shuttle (EE)							
1.4i 16V (EE1)	87-91	AKE 21330 15.0	P 6175				
1.5i 16V (EE2)	87-93	AKE 21322 15.0	P 4706				
1.5i 16V (EE2)	87-93	AKE 21330 15.0	P 6175				
1.6i 16V 4wd (EE4)	87-95	AKE 21322 15.0	P 4706				
CIVIC V (EG-EK)							
1.4i (EJ9 - 55 KW 75 HP) 3 doors-3 porte	95-01	AKE 21697 15.0	P 3655				
1.4i 16V (EJ9 - 66 KW 90 HP) 3 doors-3 porte	95-01	AKE 21697 15.0	P 3655				
1.5i 16V (EK3) 3 doors-3 porte	95-01	AKE 21697 15.0	P 3655		AKE 21739 13.0	P 4045	

* Con segnalatori/ with wear device / avec avertisseurs

		KIT ANTERIORE / FRONT / AVANT			KIT POSTERIORE / REAR / ARRIERE		
		SYST./MVA/SP.	CODICE P.N. - Ref.	*	SYST./MVA/SP.	CODICE P.N. - Ref.	*
1.6i 16V (EK1 - 84 KW 114 HP) 3 doors-3 porte	95-01	AKE 21697 15.0	P 3655		AKE 21739 13.0	P 4045	
1.6i 16V VTi (EK4 - 118 KW 160 HP) 3 doors-3 porte	95-01	AKE 21694 16.5	P 4035		AKE 21739 13.0	P 4045	
1.6i 16V VTi Type R (EK9 - 136 KW 185 HP)	97-00	AKE 21694 16.5	P 4035		AKE 21739 13.0	P 4045	
CIVIC V (MA-MB-MC)							
1.4i 16V (MA8) 5 doors-5 porte	95-97	GIR 21515 17.5	P 4025				
1.4i 16V (MB2) 5 doors-5 porte	97-01	GIR 21515 17.5	P 4025				
1.4i 16V (MB8) Aerodeck	98-01	GIR 21515 17.5	P 4025				
1.5i 16V (MA9) 5 doors-5 porte	95-97	GIR 21515 17.5	P 4025				
1.5i 16V (MB3) 5 doors-5 porte	97-01	GIR 21515 17.5	P 4025				
1.5i 16V (MB9) Aerodeck	98-01	GIR 21515 17.5	P 4025				
1.6i 16V (MB1) 5 doors-5 porte	95-97	GIR 21515 17.5	P 4025		AKE 21314 13.0	P 3986	
1.6i 16V (MB4) 5 doors-5 porte	97-01	GIR 21515 17.5	P 4025		AKE 21314 13.0	P 3986	
1.6i 16V (MC1) Aerodeck	98-01	GIR 21515 17.5	P 4025		AKE 21314 13.0	P 3986	
1.8i 16V VTi (MB6) 5 doors-5 porte	97-01	AKE 21651 17.5	P 5325		AKE 21314 13.0	P 3986	
1.8i 16V VTi (MC2) Aerodeck	98-01	AKE 21651 17.5	P 5325		AKE 21314 13.0	P 3986	
2.0 TD (MB7) 5 doors-5 porte	97-01	GIR 21515 17.5	P 4025		AKE 21314 13.0	P 3986	
2.0 TD (MC3) Aerodeck	98-01	GIR 21515 17.5	P 4025		AKE 21314 13.0	P 3986	
CIVIC VI (EP-EU)							
1.4i 16V (EP1) 3 doors-3 porte	01-06	GIR 21515 17.5	P 4025				
1.4i 16V (EU7) 5 doors-5 porte	01-06	GIR 21515 17.5	P 4025				
1.6i 16V V-TEC (EP2) 3 doors-3 porte	01-06	GIR 21515 17.5	P 4025		AKE 21719 15.0	P 4015	
1.6i 16V V-TEC (EU8) 5 doors-5 porte	01-06	GIR 21515 17.5	P 4025		AKE 21719 15.0	P 4015	
1.7 16V CTDi (EP4) 3 doors-3 porte	01-06	GIR 23096 16.5	P 7045		AKE 21719 15.0	P 4015	
1.7 16V CTDi (EU9) 5 doors-5 porte	01-06	GIR 23096 16.5	P 7045		AKE 21719 15.0	P 4015	
2.0i 16V Sport	04-06	AKE 23729 15.5	P 7035		AKE 21719 15.0	P 4015	
2.0i 16V V-TEC Type R (EP3)	01-06	AKE 23178 16.0	P 6755		AKE 21719 15.0	P 4015	
CIVIC VII							
1.4i 16V	06-	GIR 24406 17.5	P 9695		GIR 24519 15.5	P 9705	
1.8i 16V	06-	GIR 24406 17.5	P 9695		GIR 24519 15.5	P 9705	
2.2 CDTi	06-	GIR 24406 17.5	P 9695		GIR 24519 15.5	P 9705	
CONCERTO (HW)							
1.4i 16V	90-95	GIR 21515 17.5	P 4025				
1.5i 16V	90-95	GIR 21515 17.5	P 4025				
1.5i 16V (Abs)	90-95	GIR 21515 17.5	P 4025		AKE 21314 13.0	P 3986	
1.6i 16V	90-95	GIR 21515 17.5	P 4025				
1.6i 16V (Abs)	90-95	GIR 21515 17.5	P 4025		AKE 21314 13.0	P 3986	
CR-V I (RD)							
2.0i 16V (RD1 - 94 KW 128 HP)	96-99	AKE 21651 17.5	P 5325				
2.0i 16V (RD3 - 108 KW 147 HP)	99-02	AKE 21651 17.5	P 5325				
CR-V II							
2.0i 16V	02-05	AKE 23868 17.0	P 8475		AKE 21719 15.0	P 4015	
2.0i 16V	05-07	AKE 23868 17.0	P 8475		AKE 24233 15.0	P 4016	
2.2 i-CDTi	04-05	AKE 23868 17.0	P 8475		AKE 21719 15.0	P 4015	
2.2 i-CDTi	05-07	AKE 23868 17.0	P 8475		AKE 24233 15.0	P 4016	
FR-V							
1.7i 16V V-TEC	04-05	SUM 23729 15.5	P 7035		AKE 21719 15.0	P 4015	
1.7i 16V V-TEC	05-	SUM 23729 15.5	P 7035		AKE 24233 15.0	P 4016	
2.0i 16V V-TEC	04-05	SUM 23729 15.5	P 7035		AKE 21719 15.0	P 4015	
2.0i 16V V-TEC	05-	SUM 23729 15.5	P 7035		AKE 24233 15.0	P 4016	
2.2 i-CDTi	05-	SUM 23729 15.5	P 7035		AKE 24233 15.0	P 4016	
HR-V (GH)							
1.6i 16V (GH1) 2wd 3 doors-3 porte	99-	AKE 21651 17.5	P 5325				
1.6i 16V (GH2) 4wd 3 doors-3 porte	99-	AKE 21651 17.5	P 5325				
1.6i 16V (GH3) 2wd 5 doors-5 porte	99-	AKE 21651 17.5	P 5325				
1.6i 16V (GH4) 4wd 5 doors-5 porte	99-	AKE 21651 17.5	P 5325				
INTEGRA (DA)							
1.5i (DA4)	85-87	AKE 20099 15.0	P 4715		AKE 21312 13.0	P 3985	
1.6i 16V (DA1-DA3)	87-93	AKE 20108 15.0	P 4716		AKE 21312 13.0	P 3985	
INTEGRA (DC)							
1.8i 16V Type-R (DC2)	96-01	AKE 21651 17.5	P 5325		AKE 21719 15.0	P 4015	
JAZZ (GD)							
1.2i DSI	02-04	AKE 21697 15.0	P 3655				
1.2i DSI	04-	AKE 21697 15.0	P 3655		AKE 21738 13.0	P 4046	
1.4i DSI	02-	AKE 21697 15.0	P 3655		AKE 21738 13.0	P 4046	
LOGO (GA)							
1.3i (GA3)	98-	AKE 21697 15.0	P 3655				
PRELUDE (BB)							
2.0i 16V (BB3)	92-96	AKE 21879 18.5	P 4005		AKE 21719 15.0	P 4015	
2.2i 16V VTEC (BB1)	92-96	AKE 21651 17.5	P 5325		AKE 21719 15.0	P 4015	
2.3i 16V (BB2)	92-96	AKE 21651 17.5	P 5325		AKE 21719 15.0	P 4015	
PRELUDE (BB)							
2.0i 16V (BB9)	96-01	AKE 21879 18.5	P 4005		AKE 21719 15.0	P 4015	
2.2i 16V VTEC (BB6 - BB8)	96-01	AKE 21651 17.5	P 5325		AKE 21719 15.0	P 4015	
S2000 (AP)							
2.0i 16V (AP1)	99-	AKE 23178 16.0	P 6755		AKE 21719 15.0	P 4015	

* Con segnalatori/ with wear device / avec avertisseurs

		KIT ANTERIORE / FRONT / AVANT			KIT POSTERIORE / REAR / ARRIERE		
		SYST./MVA/SP.	CODICE P.N. - Ref.	*	SYST./MVA/SP.	CODICE P.N. - Ref.	*
SHUTTLE (RA)							
2.2i 16V (RA1)	94-98	AKE 21651 17.5	P 5325		AKE 21719 15.0	P 4015	
2.3i 16V (RA3)	98-01	AKE 21651 17.5	P 5325		AKE 21719 15.0	P 4015	
STREAM (RN)							
1.7i 16V V-TEC (RN1)	01-	SUM 23729 15.5	P 7035		AKE 21719 15.0	P 4015	
2.0i 16V V-TEC (RN2)	01-	SUM 23729 15.5	P 7035		AKE 21719 15.0	P 4015	
HYUNDAI							
ACCENT (X-3)	94-00						
1.3i 12V	94-00	AKE 21012 15.0	P 3086				
1.5i 12V	94-00	AKE 21012 15.0	P 3086				
ACCENT							
1.4i 16V	06-	MAN 24319 17.5	P 9655		MAN 24322 15.5	P 9665	
1.5 16V CRDi	06-	MAN 24319 17.5	P 9655		MAN 24322 15.5	P 9665	
1.6i 16V	06-	MAN 24319 17.5	P 9655		MAN 24322 15.5	P 9665	
ATOS (MX)							
1.0i 12V	02-	MAN 24277 16.0	P 7435				
1.0i 12V	98-02	AKE 23238 15.5	P 5955				
1.1i 16V	04-	MAN 24277 16.0	P 7435				
ATOS PRIME (MX)							
1.0i 12V	02-03	MAN 24277 16.0	P 7435				
1.0i 12V	99-02	AKE 23238 15.5	P 5955				
1.1i 12V	03-	MAN 24277 16.0	P 7435				
COUPE' (GK)							
1.6i 16V	02-	MAN 23891 17.0	P 7445		SUM 21553 14.0	P 5965	
2.0i 16V	02-	MAN 23891 17.0	P 7445		SUM 21553 14.0	P 5965	
2.7i V6 24V	02-	MAN 23891 17.0	P 7445		SUM 21553 14.0	P 5965	
COUPE' (RD)							
1.6i 16V	96-02	SUM 21725 17.0	P 4206				
2.0i 16V	96-02	SUM 21725 17.0	P 4206		SUM 21553 14.0	P 5965	
ELANTRA (XD)							
1.6 16V CRDi (Abs) /Station Wagon	06-	MAN 23891 17.0	P 7445		SUM 21553 14.0	P 5965	
1.6 16V CRDi /Station Wagon	06-	MAN 23891 17.0	P 7445				
ELANTRA (XD)							
1.6i 16V /Station Wagon	00-01	SUM 21725 17.0	P 4205				
1.6i 16V /Station Wagon	01-05	SUM 24031 17.5	P 7455				
1.6i 16V /Station Wagon	05-	MAN 23891 17.0	P 7445				
1.6i 16V /Station Wagon (Abs)	00-01	SUM 21725 17.0	P 4205		SUM 21553 14.0	P 5965	
1.6i 16V /Station Wagon (Abs)	01-05	SUM 24031 17.5	P 7455		SUM 21553 14.0	P 5965	
1.6i 16V /Station Wagon (Abs)	05-	MAN 23891 17.0	P 7445		SUM 21553 14.0	P 5965	
1.8i 16V /Station Wagon	00-01	SUM 21725 17.0	P 4205				
1.8i 16V /Station Wagon	01-05	SUM 24031 17.5	P 7455				
1.8i 16V /Station Wagon (Abs)	00-01	SUM 21725 17.0	P 4205		SUM 21553 14.0	P 5965	
1.8i 16V /Station Wagon (Abs)	01-05	SUM 24031 17.5	P 7455		SUM 21553 14.0	P 5965	
2.0 16V CRDi /Station Wagon	01-05	SUM 24031 17.5	P 7455				
2.0 16V CRDi /Station Wagon	05-	MAN 23891 17.0	P 7445				
2.0 16V CRDi /Station Wagon (Abs)	01-05	SUM 24031 17.5	P 7455		SUM 21553 14.0	P 5965	
2.0 16V CRDi /Station Wagon (Abs)	05-	MAN 23891 17.0	P 7445		SUM 21553 14.0	P 5965	
2.0i 16V /Station Wagon	00-01	SUM 21725 17.0	P 4205				
2.0i 16V /Station Wagon	01-05	SUM 24031 17.5	P 7455				
2.0i 16V /Station Wagon	05-	MAN 23891 17.0	P 7445				
2.0i 16V /Station Wagon (Abs)	00-01	SUM 21725 17.0	P 4205		SUM 21553 14.0	P 5965	
2.0i 16V /Station Wagon (Abs)	01-05	SUM 24031 17.5	P 7455		SUM 21553 14.0	P 5965	
2.0i 16V /Station Wagon (Abs)	05-	MAN 23891 17.0	P 7445		SUM 21553 14.0	P 5965	
EXCEL (X-2)							
1.3i	88-95	SUM 20703 14.0	P 4625				
1.3i	88-95	AKE 21012 15.0	P 3085				
1.5i	88-95	SUM 20703 14.0	P 4625				
1.5i	88-95	AKE 21012 15.0	P 3085				
GETZ (TB)							
1.1i 12V	02-	AKE 21012 15.0	P 3086				
1.3i 12V	02-	AKE 21012 15.0	P 3086				
1.5 12V CRDi	02-	AKE 21012 15.0	P 3086				
1.6i 16V	02-	AKE 21012 15.0	P 3086				
LANTRA (J-1)							
1.5i 12V /Station Wagon	90-96	AKE 21012 15.0	P 3086				
1.6i /Station Wagon	91-96	SUM 21725 17.0	P 4205		SUM 21553 14.0	P 5965	
LANTRA (J-1)							
1.6i 16V /Station Wagon	91-96	SUM 21725 17.0	P 4205		SUM 21553 14.0	P 5965	
1.8i 16V /Station Wagon	91-96	SUM 21725 17.0	P 4205		SUM 21553 14.0	P 5965	
LANTRA (J-2)							
1.5i 12V /Station Wagon	96-00	SUM 21725 17.0	P 4205				
1.6i /Station Wagon	96-00	SUM 21725 17.0	P 4205		SUM 21553 14.0	P 5965	
1.6i 16V /Station Wagon	96-00	SUM 21725 17.0	P 4205		SUM 21553 14.0	P 5965	
1.8i 16V /Station Wagon	96-00	SUM 21725 17.0	P 4205		SUM 21553 14.0	P 5965	
1.9 D /Station Wagon	98-00	SUM 21725 17.0	P 4205				
2.0i 16V /Station Wagon	96-00	SUM 21725 17.0	P 4205		SUM 21553 14.0	P 5965	

* Con segnalatori/ with wear device / avec avertisseurs

		KIT ANTERIORE / FRONT / AVANT			KIT POSTERIORE / REAR / ARRIERE		
		SYST./MVA/SP.	CODICE P.N. - Ref.	*	SYST./MVA/SP.	CODICE P.N. - Ref.	*
MATRIX (FC)							
1.5 12V CRDi	01-05	SUM 21725 17.0	P 4205				
1.5 12V CRDi	05-	SUM 24031 17.5	P 7455				
1.6i 16V	01-05	SUM 21725 17.0	P 4205				
1.6i 16V	05-	SUM 24031 17.5	P 7455				
1.8i 16V	01-05	SUM 21725 17.0	P 4205				
1.8i 16V	05-	SUM 24031 17.5	P 7455				
PONY							
1.2	79-86	SUM 20703 14.0	P 4625				
1.3	85-88	SUM 20703 14.0	P 4625				
1.3	88-95	AKE 21012 15.0	P 3086				
1.3	88-95	AKE 21012 15.0	P 3085				
1.4	79-86	SUM 20703 14.0	P 4625				
1.5	85-88	SUM 20703 14.0	P 4625				
1.5	88-95	AKE 21012 15.0	P 3085				
1.5	88-95	AKE 21012 15.0	P 3086				
S COUPE' (SLC)							
1.5i 12V	90-91	AKE 21012 15.0	P 3085				
1.5i 12V	91-92	AKE 21531 16.0	P 9645				
1.5i 12V	92-96	AKE 21012 15.0	P 3086				
1.5i 12V Turbo	92-96	AKE 21012 15.0	P 3086				
SANTA FE' (CM)							
2.2 CRDi	06-	MAN 24569 16.5	P10285		MAN 24490 15.5	P10295	
2.7i V6 24V	06-	MAN 24569 16.5	P10285		MAN 24490 15.5	P10295	
SANTA FE' (SM)							
2.0 16V CRDi	01-06	MAN 23569 17.0	P 5985		MAN 23543 15.5	P 5995	
2.4i 16V	01-06	MAN 23569 17.0	P 5985		MAN 23543 15.5	P 5995	
2.7i V6 24V	01-06	MAN 23569 17.0	P 5985		MAN 23543 15.5	P 5995	
SONATA II (Y-3)							
1.8i	93-98	SUM 21725 17.0	P 4205		AKE 20029 15.0	P 4195	
2.0i	93-98	SUM 21725 17.0	P 4205		AKE 20029 15.0	P 4195	
2.0i 16V	93-98	SUM 21725 17.0	P 4205		AKE 20029 15.0	P 4195	
3.0i V6	93-98	SUM 21725 17.0	P 4205		AKE 20029 15.0	P 4195	
SONATA III (EF)							
2.0i 16V	98-01	SUM 21725 17.0	P 4205		MAN 23543 15.5	P 5995	
2.4i 16V	98-01	SUM 21725 17.0	P 4205		MAN 23543 15.5	P 5995	
2.5i V6 24V	98-01	SUM 21725 17.0	P 4205		MAN 23543 15.5	P 5995	
SONATA IV							
2.0i 16V	01-05	MAN 23891 17.0	P 7445				
2.0i 16V (Abs)	01-05	MAN 23891 17.0	P 7445		MAN 23543 15.5	P 5995	
2.4i 16V	01-05	MAN 23891 17.0	P 7445				
2.4i 16V (Abs)	01-05	MAN 23891 17.0	P 7445		MAN 23543 15.5	P 5995	
2.7i V6 24V	01-05	MAN 23891 17.0	P 7445				
2.7i V6 24V (Abs)	01-05	MAN 23891 17.0	P 7445		MAN 23543 15.5	P 5995	
SONATA V							
2.0 16V CRDi	06-	MAN 23891 17.0	P 7445		15.5	P 5995	
2.4i 16V	05-	MAN 23891 17.0	P 7445		15.5	P 5995	
3.3i V6 24V	05-	MAN 23891 17.0	P 7445		15.5	P 5995	
TERRACAN (HP)							
2.5 TD	01-05	AKE 24059 16.0	P 7475		15.5	P 7485	
2.5 TD	05-	MAN 24167 17.0	P 8745		15.5	P 7485	
2.9 CRDi	01-05	AKE 24059 16.0	P 7475		15.5	P 7485	
2.9 CRDi	05-	MAN 24167 17.0	P 8745		15.5	P 7485	
3.5i V6 24V	01-05	AKE 24059 16.0	P 7475		15.5	P 7485	
3.5i V6 24V	05-	MAN 24167 17.0	P 8745		15.5	P 7485	
TRAJET (FO)							
2.0 16V CRDi	00-	MAN 23569 17.0	P 5985		15.5	P 5995	
2.0i 16V	00-	MAN 23569 17.0	P 5985		15.5	P 5995	
2.7i V6 24V	00-	MAN 23569 17.0	P 5985		15.5	P 5995	
TUCSON (JM)							
2.0 16V CRDi /4wd	04-	MAN 23891 17.0	P 7445		15.5	P 5995	
2.0i 16V	04-	MAN 23891 17.0	P 7445		15.5	P 5995	
2.7i V6 24V	04-	MAN 23891 17.0	P 7445		15.5	P 5995	
ISUZU							
CAMPO - KB							
2.8 TD	91-03	AKE 21543 16.0	P 4785				
3.1 TD	91-03	AKE 21543 16.0	P 4785				
3.2i V6	91-03	AKE 21543 16.0	P 4785				
D-MAX							
2.4i 4wd	02-	SUM 24182 17.0	P 9725				
2.5 TD 4wd	02-	SUM 24182 17.0	P 9725				
3.0 DiTD 4wd	02-	SUM 24182 17.0	P 9725				
3.5i V6 24V 4wd	02-	SUM 24182 17.0	P 9725				
GEMINI							
1.5	88-92	AKE 20880 15.5	P 5945				
1.5 D-TD	88-92	AKE 20880 15.5	P 5945				
1.6i 16V GTI	88-92	AKE 20880 15.5	P 5945				

* Con segnalatori/ with wear device / avec avertisseurs

		KIT ANTERIORE / FRONT / AVANT			KIT POSTERIORE / REAR / ARRIERE		
		SYST./MVA/SP.	CODICE P.N. - Ref.	*	SYST./MVA/SP.	CODICE P.N. - Ref.	*
TROOPER I							
2.0	82-84	AKE 21254 15.0	P 7075				82-84
2.2 D	82-84	AKE 21254 15.0	P 7075				
TROOPER II							
2.0	84-87	AKE 20880 15.5	P 5945				
2.2 D-TD	84-87	AKE 20880 15.5	P 5945				
TROOPER III							
2.0i	87-91	AKE 21543 16.0	P 4785				
2.2 TD	87-91	AKE 21543 16.0	P 4785				
2.6i	87-91	AKE 21543 16.0	P 4785				
2.8 TD	87-91	AKE 21543 16.0	P 4785				
IVECO							
DAILY							
29L10-29L12-29L13 2.3 TD	03-06	BRE 29121 17.0	P 4468	P 4469Y	BRE 29123 20.0	P 8455	P 8455Y
29L11 2.8 TD	99-03	BRE 29121 17.0	P 4468	P 4469Y	BRE 29123 20.0	P 8455	P 8455Y
29L9 2.8 D	99-06	BRE 29121 17.0	P 4468	P 4469Y	BRE 29123 20.0	P 8455	P 8455Y
35C10-35C12 2.3 TD	03-06	BRE 29121 20.0	P 4465	P 4466Y	BRE 29121 20.0	P 4465	P 4466Y
35C11 2.8i Metano	02-06	BRE 29121 20.0	P 4465	P 4466Y	BRE 29121 20.0	P 4465	P 4466Y
35C13-35C15 2.8 TD	03-06	BRE 29121 20.0	P 4465	P 4466Y	BRE 29121 20.0	P 4465	P 4466Y
35C9-35C11-35C13 2.8 TD	99-03	BRE 29121 20.0	P 4465	P 4466Y	BRE 29121 20.0	P 4465	P 4466Y
35S10-35S12 2.3 TD	03-06	BRE 29121 17.0	P 4468	P 4469Y	BRE 29123 20.0	P 8455	P 8455Y
35S13-35S15 2.8 TD	03-06	BRE 29121 17.0	P 4468	P 4469Y	BRE 29123 20.0	P 8455	P 8455Y
35S9-35S11-35S13 2.8 TD	99-03	BRE 29121 17.0	P 4468	P 4469Y	BRE 29123 20.0	P 8455	P 8455Y
50C11 2.8i Metano	02-06	BRE 29121 20.0	P 4465	P 4466Y	BRE 29121 20.0	P 4465	P 4466Y
50C11-50C13-50C15 2.8 TD	99-06	BRE 29121 20.0	P 4465	P 4466Y	BRE 29121 20.0	P 4465	P 4466Y
60C11 2.8i Metano	02-06	BRE 29121 20.0	P 4465	P 4466Y	BRE 29121 20.0	P 4465	P 4466Y
60C15 2.8 TD	99-06	BRE 29160 20.0	P 8195	P 8195Y	BRE 29121 20.0	P 4465	P 4466Y
65C11 2.8i Metano	02-06	BRE 29160 20.0	P 8195	P 8195Y	BRE 29121 20.0	P 4465	P 4466Y
65C15 2.8 TD	99-06	BRE 29160 20.0	P 8195	P 8195Y	BRE 29121 20.0	P 4465	P 4466Y
DAILY							
29L10 2.3 HPI	06-	BRE 29229 21.0	P 9126	P 9126Y	BRE 29123 20.0	P 8455	P 8456Y
DAILY							
29L12 2.3 HPI	06-	BRE 29229 21.0	P 9126	P 9126Y	BRE 29123 20.0	P 8455	P 8456Y
29L14 2.3 HPT	06-	BRE 29229 21.0	P 9126	P 9126Y	BRE 29123 20.0	P 8455	P 8456Y
35C10 2.3 HPI	06-	BRE 29229 21.0	P 9126	P 9126Y	BRE NO 20.5	P 9525	P 9525Y
35C12 2.3 HPI	06-	BRE 29229 21.0	P 9126	P 9126Y	BRE NO 20.5	P 9525	P 9525Y
35C14 3.0i Metano	06-	BRE 29229 21.0	P 9126	P 9126Y	BRE NO 20.5	P 9525	P 9525Y
35C15 3.0 HPI	06-	BRE 29229 21.0	P 9126	P 9126Y	BRE NO 20.5	P 9525	P 9525Y
35C18 3.0 HPT	06-	BRE 29229 21.0	P 9126	P 9126Y	BRE NO 20.5	P 9525	P 9525Y
35S10 2.3 HPI	06-	BRE 29229 21.0	P 9126	P 9126Y	BRE 29123 20.0	P 8455	P 8456Y
35S12 2.3 HPI	06-	BRE 29229 21.0	P 9126	P 9126Y	BRE 29123 20.0	P 8455	P 8456Y
35S14 2.3 HPT	06-	BRE 29229 21.0	P 9126	P 9126Y	BRE 29123 20.0	P 8455	P 8456Y
35S18 3.0 HPT	06-	BRE 29229 21.0	P 9126	P 9126Y	BRE 29123 20.0	P 8455	P 8456Y
40C10 2.3 HPI	06-	BRE 29229 21.0	P 9126	P 9126Y	BRE NO 20.5	P 9525	P 9525Y
40C12 2.3 HPI	06-	BRE 29229 21.0	P 9126	P 9126Y	BRE NO 20.5	P 9525	P 9525Y
40C14 3.0i Metano	06-	BRE 29229 21.0	P 9126	P 9126Y	BRE NO 20.5	P 9525	P 9525Y
40C15 3.0 HPI	06-	BRE 29229 21.0	P 9126	P 9126Y	BRE NO 20.5	P 9525	P 9525Y
40C18 3.0 HPT	06-	BRE 29229 21.0	P 9126	P 9126Y	BRE NO 20.5	P 9525	P 9525Y
45C14 3.0i Metano	06-	BRE 29229 21.0	P 9126	P 9126Y	BRE NO 20.5	P 9525	P 9525Y
45C15 3.0 HPI	06-	BRE 29229 21.0	P 9126	P 9126Y	BRE NO 20.5	P 9525	P 9525Y
45C18 3.0 HPT	06-	BRE 29229 21.0	P 9126	P 9126Y	BRE NO 20.5	P 9525	P 9525Y
50C14 3.0i Metano	06-	BRE 29229 21.0	P 9126	P 9126Y	BRE NO 20.5	P 9525	P 9525Y
50C15 3.0 HPI	06-	BRE 29229 21.0	P 9126	P 9126Y	BRE NO 20.5	P 9525	P 9525Y
50C18 3.0 HPT	06-	BRE 29229 21.0	P 9126	P 9126Y	BRE NO 20.5	P 9525	P 9525Y
60C14 3.0i Metano	06-	BRE 29122 22.0	P 5025	P 5029Y			
60C15 3.0 HPI	06-	BRE 29122 22.0	P 5025	P 5029Y			
60C18 3.0 HPT	06-	BRE 29122 22.0	P 5025	P 5029Y			
65C14 3.0i Metano	06-	BRE 29122 22.0	P 5025	P 5029Y			
65C15 3.0 HPI	06-	BRE 29122 22.0	P 5025	P 5029Y			
65C18 3.0 HPT	06-	BRE 29122 22.0	P 5025	P 5029Y			
JAGUAR							
S-Type							
4.2i V8 R	02-06				BRE 21381 15.0	P 4857	
2.7 V6 D	06-	ATE 24124 19.0	P 9169		ATE 24137 16.5	P 5716	
3.0i V6	06-	ATE 24124 19.0	P 9169		ATE 24137 16.5	P 5716	
4.2i V8	06-	ATE 24124 19.0	P 9169		ATE 24137 16.5	P 5716	
4.2i V8 R	06-				ATE 24137 16.5	P 5716	
X-Type							
2.0 D	03-04	BCH 23279 18.5	P 5525		BCH 23557 17.0	P 5535	
2.0 D /Wagon	04-	BCH 23279 18.5	P 5525		BCH 24260 16.5	P 9185	
X-Type							
2.0i V6 24V	02-04	BCH 23279 18.5	P 5525		BCH 23557 17.0	P 5535	
2.0i V6 24V /Wagon	04-	BCH 23279 18.5	P 5525		BCH 24260 16.5	P 9185	
2.2 D /Wagon	05-	BCH 23279 18.5	P 5525		BCH 24260 16.5	P 9185	
2.5i V6 24V	01-04	BCH 23279 18.5	P 5525		BCH 23557 17.0	P 5535	
2.5i V6 24V /Wagon	04-	BCH 23279 18.5	P 5525		BCH 24260 16.5	P 9185	
3.0i V6 24V	01-04	BCH 23279 18.5	P 5525		BCH 23557 17.0	P 5535	



* Con segnalatori/ with wear device / avec avertisseurs

		KIT ANTERIORE / FRONT / AVANT			KIT POSTERIORE / REAR / ARRIERE		
		SYST./MVA/SP.	CODICE P.N. - Ref.	*	SYST./MVA/SP.	CODICE P.N. - Ref.	*
3.0i V6 24V /Wagon	04-	BCH 23279 18.5	P 5525		BCH 24260 16.5	P 9185	
XJ8							
3.2i V8	97-03	ATE 23126 17.5	P 3496		ATE 20547 17.0	P 3045	
3.5i V8	06-	ATE 24124 19.0	P 9169		ATE 24137 16.5	P 5716	
4.0i V8	97-03	ATE 23126 17.5	P 3496		ATE 20547 17.0	P 3045	
4.0i V8 R	97-03				BRE 21381 15.0	P 4857	
4.2i V8	06-	ATE 24124 19.0	P 9169		ATE 24137 16.5	P 5716	
4.2i V8 R	03-06				BRE 21381 15.0	P 4857	
4.2i V8 R	06-				ATE 24137 16.5	P 5716	
JEEP							
CHEROKEE (KJ)-							
2.4i 16V	01-03	GIR 23638 18.5	P 7655				
2.4i 16V	03-	GIR 23638 18.5	P 7655		KH 24355 15.0	P 8685	
2.5 CRD	01-03	GIR 23638 18.5	P 7655				
2.5 CRD	03-	GIR 23638 18.5	P 7655		KH 24355 15.0	P 8685	
2.8 CRD	02-03	GIR 23638 18.5	P 7655				
2.8 CRD	03-	GIR 23638 18.5	P 7655		KH 24355 15.0	P 8685	
3.7i V6 24V	01-03	GIR 23638 18.5	P 7655				
3.7i V6 24V	03-	GIR 23638 18.5	P 7655		KH 24355 15.0	P 8685	
CHEROKEE (XJ)							
2.1 TD	85-90	KH 21820 16.0	P 3605				
2.1 TD	90-01	KH 21822 18.0	P 4525				
2.5 TD	90-01	KH 21822 18.0	P 4525				
2.5i	85-90	KH 21820 16.0	P 3605				
2.5i	90-01	KH 21822 18.0	P 4525				
4.0i	85-90	KH 21820 16.0	P 3605				
4.0i	90-01	KH 21822 18.0	P 4525				
COMANCHE							
2.1 D	86-90	KH 21820 16.0	P 3605				
2.5i	86-90	KH 21820 16.0	P 3605				
2.5i	90-92	KH 21822 18.0	P 4525				
4.0i	86-90	KH 21820 16.0	P 3605				
4.0i	90-92	KH 21822 18.0	P 4525				
GRAND CHEROKEE (WJ-WG)							
2.7 CRD	01-05	AKE 24083 19.0	P 8675		ATE 23338 17.0	P 7675	
3.1 TD	99-01	ATE 23631 18.5	P 7665		ATE 23338 17.0	P 7675	
4.0i V6	01-05	AKE 24083 19.0	P 8675		23338 17.0	P 7675	
4.0i V6	99-01	ATE 23631 18.5	P 7665		ATE 23338 17.0	P 7675	
4.7i V8	01-05	AKE 24083 19.0	P 8675		ATE 23338 17.0	P 7675	
4.7i V8	99-01	ATE 23631 18.5	P 7665		ATE 23338 17.0	P 7675	
GRAND CHEROKEE (Z)							
2.5 TD	95-99	KH 21822 18.0	P 4525		KH 23627 15.0	P 7685	
4.0i	93-95	KH 21822 18.0	P 4525				
4.0i	93-95	KH 21822 18.0	P 4525		KH 23425 15.0	P 8695	
4.0i	95-99	KH 21822 18.0	P 4525		KH 23627 15.0	P 7685	
4.0i	95-99	KH 21822 18.0	P 4525		KH 23627 15.0	P 7685	
5.2i V8	93-95	KH 21822 18.0	P 4525				
5.2i V8	93-95	KH 21822 18.0	P 4525		KH 23425 15.0	P 8695	
5.2i V8	95-99	KH 21822 18.0	P 4525		KH 23627 15.0	P 7685	
GRAND CHEROKEE							
3.0 CRD	05-	AKE 24252 18.5	P 9605		KH 24259 17.5	P 9615	
3.7i V6	05-	AKE 24252 18.5	P 9605		KH 24259 17.5	P 9615	
4.7i V8	05-	AKE 24252 18.5	P 9605		KH 24259 17.5	P 9615	
5.7i V8	05-	AKE 24252 18.5	P 9605		KH 24259 17.5	P 9615	
6.1i V8	05-	AKE 24252 18.5	P 9605		KH 24259 17.5	P 9615	
WRANGLER I							
2.5	90-96	KH 21822 18.0	P 4525				
4.0i	87-90	KH 21820 16.0	P 3605				
4.0i	90-96	KH 21822 18.0	P 4525				
4.2i	87-90	KH 21820 16.0	P 3605				
WRANGLER II							
2.4i 16V	02-06	KH 21822 18.0	P 4525				
2.5i	96-02	KH 21822 18.0	P 4525				
4.0i	03-06	KH 21822 18.0	P 4525		KH 24355 15.0	P 8685	
4.0i	96-03	KH 21822 18.0	P 4525				
JEEP/OFF-ROAD							
GRAND CHEROKEE (Z)							
4.0i V6 2WD 4WD	93-99				KEL 15.0		
5.2i V8 4WD	1993-				KEL 15.0		
WAGONEER							
2.5i	1990-				KH 15.0		
2.8	1990-				KH 15.0		
4.0i	1990-				KH 15.0		
WRANGLER I							
4.0i	90-96	KH 21822 18.0	P 4525		KEL 15.0		
KIA							
CARNIVAL I							
2.5i V6	99-01	KH 21823 18.0	P 4526				

* Con segnalatori/ with wear device / avec avertisseurs

		KIT ANTERIORE / FRONT / AVANT			KIT POSTERIORE / REAR / ARRIERE		
		SYST./MVA/SP.	CODICE P.N. - Ref.	*	SYST./MVA/SP.	CODICE P.N. - Ref.	*
2.9 TD	99-01	KH 21823 180	P 4526				
CARNIVAL II	01-06						
2.5i V6	01-04	SUM 23649 16.5	P 6085				
2.5i V6	04-06	SUM	P 8725				
2.9 TD	01-04	SUM 23649 16.5	P 6085				
2.9 TD	04-06	SUM	P 8725				
3.5i V6	01-04	SUM 23649 16.5	P 6085				
3.5i V6	04-06	SUM	P 8725				
CARNIVAL III	2006-						
2.7i V6 24V	06-	SUM 24609 17.5	P10265		SUM 24600 15.5	P10275	
2.9 CRDi	06-	SUM 24609 17.5	P10265		SUM 24600 15.5	P10275	
CERATO							
1.5 16V CRDi (14" wheels)	04-	SUM 24031 17.5	P 7455		SUM 21553 14.0	P 5965	
1.5 16V CRDi (15"-16" wheels)	04-	MAN 24218 17.0	P 8715		SUM 21553 14.0	P 5965	
1.6i 16V (14" wheels)	04-	SUM 24031 17.5	P 7455		SUM 21553 14.0	P 5965	
1.6i 16V (15"-16" wheels)	04-	MAN 24218 17.0	P 8715		SUM 21553 14.0	P 5965	
1.6i 16V CRDi	04-	MAN 24218 17.0	P 8715		SUM 21553 14.0	P 5965	
2.0 16V CRDi	04-	MAN 24218 17.0	P 8715		SUM 21553 14.0	P 5965	
2.0i 16V	04-	MAN 24218 17.0	P 8715		SUM 21553 14.0	P 5965	
MENTOR							
SEE/VEDERE SEPHIA							
OPIRUS							
3.5i V6 24V	03-				MAN 23543 15.5	P 5995	
PICANTO	2004-						
1.0i 12V	05-	SUM 24275 16.5	P 8705		SUM 24276 14.5	P10565	
1.1 CRDi 12V	05-	SUM 24275 16.5	P 8705		SUM 24276 14.5	P10565	
1.1i 12V	04-	SUM 24275 16.5	P 8705		SUM 24276 14.5	P10565	
RETONA							
2.0 TD	99-	SUM 23442 16.5	P 6105				
2.0i 16V	95-99	KH 21892 16.0	P 6095				
2.0i 16V	99-	SUM 23442 16.5	P 6105				
RIO							
1.4i 16V	05-	MAN 24319 17.5	P 9655		MAN 24322 15.5	P 9665	
1.5 16V CRDi	05-	MAN 24319 17.5	P 9655		MAN 24322 15.5	P 9665	
1.6i 16V	05-	MAN 24319 17.5	P 9655		MAN 24322 15.5	P 9665	
SEPHIA I							
1.5i 16V	96-00	ATE 23385 18.0	P 3545				
1.5i 16V (Abs)	96-00	ATE 23385 18.0	P 3545		ATE 21832 15.0	P 7765	
1.6i	93-96	ATE 23385 18.0	P 3545				
1.6i (Abs)	93-96	ATE 23385 18.0	P 3545		ATE 21832 15.0	P 7765	
1.8i 16V	95-00	ATE 23385 18.0	P 3545				
1.8i 16V (Abs)	95-00	ATE 23385 18.0	P 3545		ATE 21832 15.0	P 7765	
SEPHIA II							
1.6i 16V	00-	SUM 23873 16.0	P 7535				
1.6i 16V (Abs)	00-	SUM 23873 16.0	P 7535		SUM 23455 13.0	P 6065	
1.8i 16V	00-	SUM 23873 16.0	P 7535				
1.8i 16V (Abs)	00-	SUM 23873 16.0	P 7535		SUM 23455 13.0	P 6065	
SORENTO							
2.4i 16V	02-	SUM 24092 16.5	P 7565		SUM 23997 15.5	P 7575	
2.5 CRDi	02-	SUM 24092 16.5	P 7565		SUM 23997 15.5	P 7575	
3.3i V6 24V	06-	SUM 24092 16.5	P 7565		SUM 23997 15.5	P 7575	
3.5i V6 24V	02-	SUM 24092 16.5	P 7565		SUM 23997 15.5	P 7575	
SPORTAGE							
2.0 TD	94-99	KH 21892 16.0	P 6095				
2.0 TD	99-04	SUM 23442 16.5	P 6105				
2.0i 16V	94-99	KH 21892 16.0	P 6095				
2.0i 16V	99-04	SUM 23442 16.5	P 6105				
SPORTAGE							
2.0 16V CRDi	04-	MAN 23891 17.0	P 7445		MAN 23543 15.5	P 5995	
2.0i 16V	04-	MAN 23891 17.0	P 7445		MAN 23543 15.5	P 5995	
2.7i V6 24V	04-	MAN 23891 17.0	P 7445		MAN 23543 15.5	P 5995	
LANCIA							
DEDRA							
1.6i /Station Wagon	89-93	GIR 21105 17.0	P 2865				
1.6i /Station Wagon	93-98	GIR 20833 17.5	P 2576				
1.6i /Station Wagon (Abs)	89-98	GIR 20833 17.5	P 2576		GIR 21103 14.5	P 2915	
1.6i 16V /Station Wagon	95-98	ATE 21929 17.5	P 3095		GIR 21103 14.5	P 2915	
1.6i 16V /Station Wagon	98-99	ATE 21929 17.5	P 3095		GIR 23177 14.5	P 5335	
1.6i 16V /Station Wagon (made in Brazil)	96-99	ATE 21193 18.0	P 2849				
1.8i /Station Wagon	89-95	GIR 20833 17.5	P 2576		BDX 20841 12.0	P 2905	
1.8i /Station Wagon (Abs)	89-95	GIR 20833 17.5	P 2576		GIR 21103 14.5	P 2915	
1.8i 16V /Station Wagon	95-98	ATE 21929 17.5	P 3095		GIR 21103 14.5	P 2915	
1.8i 16V /Station Wagon	98-99	ATE 21929 17.5	P 3095		GIR 23177 14.5	P 5335	
1.8i 16V /Station Wagon (made in Brazil)	96-99	ATE 21193 18.0	P 2849				
1.9 TD /Station Wagon	89-95	GIR 20833 17.5	P 2576		BDX 20841 12.0	P 2905	
1.9 TD /Station Wagon	95-98	ATE 21929 17.5	P 3095		GIR 21103 14.5	P 2915	
1.9 TD /Station Wagon	98-99	ATE 21929 17.5	P 3095		GIR 23177 14.5	P 5335	

* Con segnalatori/ with wear device / avec avertisseurs

		KIT ANTERIORE / FRONT / AVANT			KIT POSTERIORE / REAR / ARRIERE		
		SYST./MVA/SP.	CODICE P.N. - Ref.	*	SYST./MVA/SP.	CODICE P.N. - Ref.	*
1.9 TD /Station Wagon (Abs)	89-95	GIR 20833 17.5	P 2576		GIR 21103 14.5	P 2915	
1.9 TD /Station Wagon (made in Brazil)	96-99	ATE 21193 18.0	P 2849				
2.0i	89-95	GIR 20833 17.5	P 2576		BDX 2084 12.0	P 2905	
2.0i (Abs)	89-95	GIR 20833 17.5	P 2576		GIR 21103 14.5	P 2915	
2.0i 16V /Station Wagon	93-95	GIR 21383 19.0	P 2996		BDX 20841 12.0	P 2905	
2.0i 16V /Station Wagon	95-98	ATE 21637 19.0	P 3105		GIR 21103 14.5	P 2915	
2.0i 16V /Station Wagon	98-99	ATE 21637 19.0	P 3105		GIR 23177 14.5	P 5335	
2.0i 16V /Station Wagon (Abs)	93-95	GIR 21383 19.0	P 2996		GIR 21103 14.5	P 2915	
2.0i 16V /Station Wagon (made in Brazil)	96-99	ATE 23229 18.0	P 5086		GIR 21103 14.5	P 2915	
2.0i 16V 4wd Station Wagon	95-98	ATE 21637 19.0	P 3105		GIR 21103 14.5	P 2915	
2.0i 16V 4wd Station Wagon	98-99	ATE 21637 19.0	P 3105		GIR 23177 14.5	P 5335	
2.0i 16V Turbo /Integrale 4wd	90-95	GIR 21383 19.0	P 2996		GIR 21103 14.5	P 2915	
2.0i 16V Turbo Integrale 4wd	95-96	ATE 21637 19.0	P 3105		GIR 21103 14.5	P 2915	
2.0i automatic transmission	95-98	ATE 21637 19.0	P 3105		GIR 21103 14.5	P 2915	
2.0i automatic transmission	98-99	ATE 21637 19.0	P 3105		GIR 23177 14.5	P 5335	
DELTA							
1.3	79-91	GIR 20946 16.0	P 2537				
1.3	79-91	GIR 20708 16.0	P 2535				
1.3	79-91	GIR 20847 16.0	P 2536				
1.5	79-92	GIR 20708 16.0	P 2535				
1.5	79-92	GIR 20847 16.0	P 2536				
1.5	79-92	GIR 20946 16.0	P 2537				
1.6i	83-93	GIR 20833 17.5	P 2576		BDX 20841 12.0	P 2905	
1.6i Turbo	84-92	GIR 20833 17.5	P 2576		BDX 20841 12.0	P 2905	
1.9 TD	86-91	GIR 20833 17.5	P 2576				
2.0i 16V Turbo Integrale 4wd HF	89-93	GIR 21383 19.0	P 2996		BDX 20841 12.0	P 2905	
2.0i 16V Turbo Integ. 4wd HF Evoluzione	91-93	BRE 23206 17.5	P 4855				
2.0i 8V Turbo Integrale 4wd HF	87-89	GIR 21686 19.0	P 2999		BDX 20841 12.0	P 2905	
2.0i Turbo 4wd HF	86-87	GIR 21095 17.5	P 2805		BDX 12.0	P 2905	
DELTA							
1.4i	96-00	ATE 21932 17.5	P 3065				
1.4i	96-98	GIR 20833 17.5	P 2576				
1.4i (Abs)	96-98	ATE 21932 17.5	P 3065		GIR 21103 14.5	P 2915	
1.4i (Abs)	96-98	GIR 20833 17.5	P 2576		GIR 21103 14.5	P 2915	
1.4i (Abs)	98-00	ATE 21932 17.5	P 3065		GIR 23177 14.5	P 5335	
1.6i	93-96	GIR 20833 17.5	P 2576				
1.6i 16V	96-00	ATE 21929 17.5	P 3095				
1.6i 16V (Abs)	96-98	ATE 21929 17.5	P 3095		GIR 21103 14.5	P 2915	
1.6i 16V (Abs)	98-00	ATE 21929 17.5	P 3095		GIR 23177 14.5	P 5335	
1.8i	93-96	GIR 20833 17.5	P 2576		GIR 21103 14.5	P 2915	
1.8i 16V (83 KW 113 HP)	96-98	ATE 21929 17.5	P 3095		GIR 21103 14.5	P 2915	
1.8i 16V (83 KW 113 HP)	98-00	ATE 21929 17.5	P 3095		GIR 23177 14.5	P 5335	
1.8i 16V (96 KW 131 HP)	95-98	ATE 21637 19.0	P 3105		GIR 21103 14.5	P 2915	
1.8i 16V (96 KW 131 HP)	98-00	ATE 21637 19.0	P 3105		GIR 23177 14.5	P 5335	
DELTA							
1.9 TD	93-96	GIR 20833 17.5	P 2576		GIR 21103 14.5	P 2915	
1.9 TD	96-00	ATE 21929 17.5	P 3095				
1.9 TD (Abs)	96-98	ATE 21929 17.5	P 3095		GIR 21103 14.5	P 2915	
1.9 TD (Abs)	98-00	ATE 21929 17.5	P 3095		GIR 23177 14.5	P 5335	
2.0i 16V	93-95	GIR 21383 19.0	P 2996		GIR 21103 14.5	P 2915	
2.0i 16V	95-98	ATE 21637 19.0	P 3105		GIR 21103 14.5	P 2915	
2.0i 16V	98-00	ATE 21637 19.0	P 3105		GIR 23177 14.5	P 5335	
2.0i 16V Turbo HF	93-95	GIR 21383 19.0	P 2996		GIR 21103 14.5	P 2915	
2.0i 16V Turbo HF	95-98	ATE 21637 19.0	P 3105		GIR 21103 14.5	P 2915	
2.0i 16V Turbo HF	98-00	ATE 21637 19.0	P 3105		GIR 23177 14.5	P 5335	
KAPPA							
2.0i 16V Turbo /Coupe' /Station Wagon	95-98	GIR 21383 19.0	P 2996		GIR 21606 16.5	P 3405	
2.0i 20V /Station Wagon	95-98	GIR 21383 19.0	P 2996		GIR 21606 16.5	P 3405	
2.0i 20V /Station Wagon	98-01	ATE 23222 19.0	P 3106		GIR 21606 16.5	P 3405	
2.0i 20V Turbo /Coupe' /Station Wagon	98-01	BRE 23111 16.0	P 5225		GIR 21606 16.5	P 3405	
2.4 JTD /Station Wagon	98-01	ATE 23222 19.0	P 3106		GIR 21606 16.5	P 3405	
2.4 TD /Station Wagon	95-98	GIR 21383 19.0	P 2996		GIR 21606 16.5	P 3405	
2.4i 20V /Coupe' /Station Wagon	95-98	GIR 21383 19.0	P 2996		GIR 21606 16.5	P 3405	
2.4i 20V /Coupe' /Station Wagon	98-01	ATE 23222 19.0	P 3106		GIR 21606 16.5	P 3405	
3.0i V6 24V /Coupe' /Station Wagon	95-98	GIR 21383 19.0	P 2996		GIR 21606 16.5	P 3405	
3.0i V6 24V /Coupe' /Station Wagon	98-01	BRE 23111 16.0	P 5225		GIR 21606 16.5	P 3405	
LYBRA							
1.6i 16V	00-	ATE 24095 19.0	P 4546		GIR 23517 16.0	P 5586	
1.6i 16V	99-00	ATE 23141 19.0	P 4545		GIR 23517 16.0	P 5586	
1.8i 16V /Station Wagon	00-	ATE 24067 19.0	P 3107		GIR 23517 16.0	P 5586	
1.8i 16V /Station Wagon	99-00	ATE 21637 19.0	P 3105		GIR 23517 16.0	P 5586	
1.9 JTD /Station Wagon	00-	ATE 24067 19.0	P 3107		GIR 23517 16.0	P 5586	
1.9 JTD /Station Wagon	99-00	ATE 21637 19.0	P 3105		GIR 23517 16.0	P 5586	
2.0i 20V /Station Wagon	00-	ATE 24067 19.0	P 3107		GIR 23517 16.0	P 5586	
2.0i 20V /Station Wagon	99-00	ATE 21637 19.0	P 3105		GIR 23517 16.0	P 5586	
2.0i 20V automatic transmission /SW	00-	ATE 24067 19.0	P 3107		GIR 23517 16.0	P 5586	
2.0i 20V automatic transmission /SW	99-00	ATE 21637 19.0	P 3105		GIR 23517 16.0	P 5586	
2.4 JTD /Station Wagon	00-	ATE 24067 19.0	P 3107		GIR 23517 16.0	P 5586	

* Con segnalatori/ with wear device / avec avertisseurs

		KIT ANTERIORE / FRONT / AVANT			KIT POSTERIORE / REAR / ARRIERE		
		SYST./MVA/SP.	CODICE P.N. - Ref.	*	SYST./MVA/SP.	CODICE P.N. - Ref.	*
2.4 JTD /Station Wagon	99-00	ATE 21637 19.0	P 3105		GIR 23517 16.0	P 5586	
MUSA							
1.3 16V Multijet (51 KW 69 HP)	03-	BCH 23705 18.0	P 5556				
1.3 16V Multijet (66 KW 90 HP)	05-	BCH 23600 19.0	P 5566				
1.4i	04-	BCH 23705 18.0	P 5556				
1.4i 16V	03-	BCH 23705 18.0	P 5556				
1.9 Multijet	03-	BCH 23600 19.0	P 5566				
PHEDRA							
2.0 JTD	03-	GIR 20267 19.0	P 7715		GIR 20961 17.0	P 3276	
2.0 MJT	06-	GIR 20267 19.0	P 7715		GIR 20961 17.0	P 3276	
2.0i 16V	02-	GIR 20267 19.0	P 7715		GIR 20961 17.0	P 3276	
2.2 JTD	02-	GIR 20267 19.0	P 7715		GIR 20961 17.0	P 3276	
3.0i V6 24V	02-	BRE	P 5228		GIR 20961 17.0	P 3276	
THEMA							
1.6	84-88	GIR 21095 17.5	P 2805		GIR 21144 16.5	P 2755	
2.0i	84-88	GIR 21095 17.5	P 2805		GIR 21144 16.5	P 2755	
2.0i 16V /Station Wagon	88-91	GIR 21185 19.5	P 3015		GIR 21144 16.5	P 2755	
2.0i 16V /Station Wagon	91-94	GIR 21383 19.0	P 2996		GIR 21144 16.5	P 2755	
2.0i 16V Turbo /Station Wagon	89-91	GIR 21185 19.5	P 3015		GIR 21144 16.5	P 2755	
2.0i 16V Turbo /Station Wagon	91-94	GIR 21383 19.0	P 2996		GIR 21144 16.5	P 2755	
2.0i Turbo	84-88	GIR 21095 17.5	P 2805		GIR 21144 16.5	P 2755	
2.0i Turbo /Station Wagon	88-89	GIR 21185 19.5	P 3015		GIR 21144 16.5	P 2755	
2.4 TD	84-88	GIR 21095 17.5	P 2805		GIR 21144 16.5	P 2755	
2.5 TD /Station Wagon	88-91	GIR 21185 19.5	P 3015		GIR 21144 16.5	P 2755	
2.5 TD /Station Wagon	91-94	GIR 21383 19.0	P 2996		GIR 21144 16.5	P 2755	
2.8i V6	84-88	GIR 21095 17.5	P 2805		GIR 21144 16.5	P 2755	
2.8i V6	88-91	GIR 21185 19.5	P 3015		GIR 21144 16.5	P 2755	
3.0i V6 /Station Wagon	91-94	GIR 21383 19.0	P 2996		GIR 21144 16.5	P 2755	
8.32 Ferrari	87-88	GIR 21686 19.0	P 2999		GIR 21144 16.5	P 2755	
8.32 Ferrari	88-91	GIR 21383 19.0	P 2996		GIR 21144 16.5	P 2755	
THESIS							
2.0i 20V Turbo	02-	GIR 23761 19.0	P 7705		GIR 23760 17.5	P 9455	
2.4 JTD	02-05	GIR 23761 19.0	P 7705		GIR 23760 17.5	P 9455	
2.4 JTD 20V /Multijet	05-	GIR 23761 19.0	P 7705		GIR 23760 17.5	P 9455	
2.4i 20V	02-	GIR 23761 19.0	P 7705		GIR 23760 17.5	P 9455	
3.0i V6 24V	02-	GIR 23761 19.0	P 7705		GIR 23760 17.5	P 9455	
3.2i V6 24V	03-	GIR 23761 19.0	P 7705		GIR 23760 17.5	P 9455	
Y10							
1.0 /4wd	85-92	BDX 20952 18.0	P 2606				
1.0i Turbo	85-89	GIR 20833 17.5	P 2576				
1.1i /4wd	89-96	BDX 20952 18.0	P 2606				
1.3i GT	89-96	GIR 20833 17.5	P 2576				
Y							
1.1i	97-03	BDX 21437 17.0	P 3875				
1.1i	97-03	BDX 21436 17.0	P 3876				
1.2i	96-03	BDX 21436 17.0	P 3876				
1.2i	96-03	BDX 21437 17.0	P 3875				
1.2i 16V	97-98	GIR 20833 17.5	P 2576				
1.2i 16V	98-03	ATE 23181 17.5	P 3066				
1.4i 12V	96-98	GIR 20833 17.5	P 2576				
YPSILON							
1.2i	03-07	GIR 24073 16.5	P 7695				
1.2i	07-	GIR 24515 16.5	P 7696				
1.2i 16V	03-07	GIR 24073 16.5	P 7695				
1.2i 16V	07-	GIR 24515 16.5	P 7696				
1.3 16V Multijet	03-07	GIR 24073 16.5	P 7695				
1.3 16V Multijet	07-	GIR 24515 16.5	P 7696				
1.3 16V Multijet automatic transmission	03-07	GIR 24073 16.5	P 7695				
1.3 16V Multijet automatic transmission	07-	GIR 24515 16.5	P 7696				
1.4i 16V	03-07	GIR 24073 16.5	P 7695				
1.4i 16V	07-	GIR 24515 16.5	P 7696				
1.4i 16V automatic transmission	03-07	GIR 24073 16.5	P 7695				
1.4i 16V automatic transmission	07-	GIR 24515 16.5	P 7696				
ZETA							
2.0 JTD	99-02	GIR 21802 19.0	P 2998				
2.0 JTD (Abs)	99-02	GIR 21802 19.0	P 2998		ATE 21275 17.0	P 4075	P 4076Y
2.0i 16V	98-02	GIR 21802 19.0	P 2998				
2.0i 16V (Abs)	98-02	GIR 21802 19.0	P 2998		ATE 21275 17.0	P 4075	P 4076Y
2.0i Turbo	94-00	GIR 21802 19.0	P 2998				
2.0i Turbo (Abs)	94-00	GIR 21802 19.0	P 2998		ATE 21275 17.0	P 4075	P 4076Y
2.1 12V TD	96-99	GIR 21802 19.0	P 2998				
2.1 12V TD (Abs)	96-99	GIR 21802 19.0	P 2998		ATE 21275 17.0	P 4075	P 4076Y
LAND ROVER							
DEFENDER 110							
2.5	90-93	LOC 21519 18.0	P 5865				
2.5	93-99	LOC 21519 18.0	P 5865		LOC 23471 14.5	P 5885	
2.5 D-TD	90-93	LOC 21519 18.0	P 5865				
2.5 D-TD	93-99	LOC 21519 18.0	P 5865		LOC 23471 14.5	P 5885	

* Con segnalatori/ with wear device / avec avertisseurs

		KIT ANTERIORE / FRONT / AVANT			KIT POSTERIORE / REAR / ARRIERE		
		SYST./MVA/SP.	CODICE P.N. - Ref.	*	SYST./MVA/SP.	CODICE P.N. - Ref.	*
3.5i V8	90-93	LOC 21519 18.0	P 5865				
3.5i V8	93-99	LOC 21519 18.0	P 5865		LOC 23471 14.5	P 5885	
4.0i V8	92-93	LOC 21519 18.0	P 5865				
4.0i V8	93-99	LOC 21519 18.0	P 5865		LOC 23471 14.5	P 5885	
2.5 Td5	01-	LOC 21519 18.0	P 5865		LOC 23471 17.0	P 5886	
2.5 Td5	99-01	LOC 21519 18.0	P 5865		LOC 23471 14.5	P 5885	
DEFENDER 130							
2.5 D-TD	90-93	LOC 21519 18.0	P 5865				
2.5 D-TD	93-99	LOC 21519 18.0	P 5865		LOC 23471 14.5	P 5885	
2.5 Td5	01-	LOC 21519 18.0	P 5865		LOC 23471 17.0	P 5886	
2.5 Td5	99-01	LOC 21519 18.0	P 5865		LOC 23471 14.5	P 5885	
DEFENDER 90							
2.0	90-94	LOC 21459 17.0	P 4056				
2.0	92-94	LOC	P 5866				
2.0	94-99	LOC 21519 18.0	P 5865		LOC 20344 14.5	P 5875	
2.5	90-94	LOC 21459 17.0	P 4056				
2.5	92-94	LOC	P 5866				
2.5	94-99	LOC 21519 18.0	P 5865		LOC 20344 14.5	P 5875	
2.5 D-TD	90-94	LOC 21459 17.0	P 4056				
2.5 D-TD		LOC	P 5866				
2.5 D-TD	94-99	LOC 21519 18.0	P 5865		LOC 20344 14.5	P 5875	
2.5 Td5	99-	LOC 21519 18.0	P 5865		LOC 20344 14.5	P 5875	
3.5 V8	90-94	LOC 21459 17.0	P 4056				
3.5 V8	92-94	LOC	P 5866				
3.5 V8	94-99	LOC 21519 18.0	P 5865		LOC 20344 14.5	P 5875	
DISCOVERY I							
2.0i 16V	94-99	LOC 21459 17.0	P 4056		LOC 20344 14.5	P 5875	
2.5 TD	89-94	LOC 21897 17.0	P 4055		LOC 21514 14.5	P 5876	
2.5 TD	94-99	LOC 21459 17.0	P 4056		LOC 20344 14.5	P 5875	
3.5i V8	89-94	LOC 21897 17.0	P 4055		LOC 21514 14.5	P 5876	
3.5i V8	94-99	LOC 21459 17.0	P 4056		LOC 20344 14.5	P 5875	
4.0i V8	94-99	LOC 21459 17.0	P 4056		LOC 20344 14.5	P 5875	
DISCOVERY II							
2.5 Td5	99-04	GIR 23452 19.0	P 5845		GIR 23458 16.5	P 5855	
4.0i V8	99-04	GIR 23452 19.0	P 5845		GIR 23458 16.5	P 5855	
DISCOVERY III							
2.7 TDV6	04-	GIR 24191 18.0	P 9345	P 9345Y	GIR 24192 17.5	P 9355	P 9355Y
4.4i V8 32V	04-	GIR 24191 18.0	P 9345	P 9345Y	GIR 24192 17.5	P 9355	P 9355Y
FREELANDER							
1.8i 16V	00-06	GIR 23615 17.5	P 5835				
1.8i 16V	98-00	GIR 23158 17.5	P 4026				
2.0 16V TD4	00-06	GIR 23615 17.5	P 5835				
2.0 TD	98-00	GIR 23158 17.5	P 4026				
2.5i V6 24V	00-06	GIR 23615 17.5	P 5835				
FREELANDER							
2.2 16V TD4	06-	ATE 24124 19.0	P 9165		GIR 24537 16.0	P10215	
2.2i 16V	06-	ATE 24124 19.0	P 9165		GIR 24537 16.0	P10215	
3.2i 24V	06-	ATE 24124 19.0	P 9165		GIR 24537 16.0	P10215	
RANGE ROVER I							
2.4 D-TD	85-90	LOC 21160 18.0	P 243.10		LOC 21514 14.5	P 5876	
2.5 D-TD	90-94	LOC 21897 17.0	P 4055		LOC 21514 14.5	P 5876	
3.5 V8	80-85	LOC 20359 18.0	P 2435		LOC 20344 14.5	P 5875	
3.5 V8	85-90	LOC 21160 18.0	P 243.10		LOC 21514 14.5	P 5876	
4.0i V8	90-94	LOC 21897 17.0	P 4055		LOC 21514 14.5	P 5876	
4.3i V8	90-94	LOC 21897 17.0	P 4055		LOC 21514 14.5	P 5876	
RANGE ROVER II							
2.5 TD	94-02	GIR 23452 19.0	P 5845		GIR 23458 16.5	P 5855	
4.0i V8	94-02	GIR 23452 19.0	P 5845		GIR 23458 16.5	P 5855	
4.6i V8	94-02	GIR 23452 19.0	P 5845		GIR 23458 16.5	P 5855	
RANGE ROVER III							
3.0 Td6	02-07	ATE 23397 19.0	P 8395	P 8395Y	ATE 21282 17.0	P 8015	P 8015Y
3.6 TDV8	06-	BRE	P 9365	P 9365Y	ATE 21282 17.0	P 8015	P 8015Y
4.2i V8 32V Supercharged	05-	BRE	P 9365	P 9365Y	ATE 21282 17.0	P 8015	P 8015Y
4.4i V8 32V	02-	ATE 23397 19.0	P 8395	P 8395Y	ATE 21282 17.0	P 8015	P 8015Y
RANGE ROVER SPORT							
2.7 TDV6	05-	GIR 24191 18.0	P 9345	P 9345Y	GIR 24192 17.5	P 9355	P 9355Y
3.6 TDV8	06-	BRE	P 9365	P 9366Y	GIR 24192 17.5	P 9355	P 9355Y
4.2i V8 32V Supercharged	05-	BRE	P 9365	P 9366Y	GIR 24192 17.5	P 9355	P 9355Y
4.4i V8 32V	05-	GIR 24191 18.0	P 9345	P 9345Y	GIR 24192 17.5	P 9355	P 9355Y
LAND ROVER/OFF-ROAD							
DISCOVERY	1989-99						
2.0i 16V	1994-99				LOC 20344 15.0	P 0204	
2.5 TD	1989-99				LOC 20344 15.0	P 0204	
3.5i V8	1989-99				LOC 20344 15.0	P 0204	
4.0i V8	1994-99				LOC 20344 15.0	P 0204	
LEXUS							
IS	1999-						
200 2.0i /SportCross	99-05	AKE 23849 17.5	P 9975		AKE 23429 15.5	P 9995	

* Con segnalatori/ with wear device / avec avertisseurs

		KIT ANTERIORE / FRONT / AVANT			KIT POSTERIORE / REAR / ARRIERE		
		SYST./WVA/SP.	CODICE P.N. - Ref.	*	SYST./WVA/SP.	CODICE P.N. - Ref.	*
220 d	05-	AKE 23988 17.5	P10015		AKE 24235 15.5	P10025	
250 2.5i	05-	AKE 23988 17.5	P10015		AKE 24235 15.5	P10025	
300 3.0i /SportCross	01-05	AKE 23849 17.5	P 9975		AKE 23429 15.5	P 9995	
350 3.5i	05-	AKE 23988 17.5	P10015		AKE 24235 15.5	P10025	
LOTUS							
ELISE	1995-						
1.8i 16V	95-96	GIR 21515 17.5	P 4025		AKE 21314 13.0	P 3986	
1.8i 16V	96-	AP 20323 14.5	P 2408		BRE 20410 12.5	P 3936	
MAZDA							
MIATA							
SEE/VEDERE MX5							
121 (JASM, JBSM)							
1.2i 16V	96-01	ATE 23101 17.5	P 3155				
121 (JASM, JBSM)							
1.2i 16V (ventilated disc)	96-01	ATE 23103 18.0	P 3205				
1.3i	96-01	ATE 23101 17.5	P 3155				
1.3i (ventilated disc)	96-01	ATE 23103 18.0	P 3205				
1.8 D	96-01	ATE 23101 17.5	P 3155				
1.8 D (ventilated disc)	96-01	ATE 23103 18.0	P 3205				
2							
1.2i 16V	03-	ATE 23203 18.5	P 5505				
1.4 TD	03-	ATE 23203 18.5	P 5505				
1.4i 16V	03-	ATE 23203 18.5	P 5505				
1.6i 16V	03-	ATE 23203 18.5	P 5505				
2							
1.3i 16V	07-	SUM	P10345				
1.4 D	07-	SUM	P10345				
1.5i 16V	07-	SUM	P10345				
3							
1.4i 16V	03-	ATE 23723 18.0	P 7755		ATE 24137 16.5	P 5716	
1.6 CD 16V	03-	ATE 23723 18.0	P 7755		ATE 24137 16.5	P 5716	
1.6i 16V	03-	ATE 23723 18.0	P 7755		ATE 24137 16.5	P 5716	
2.0i 16V	03-	ATE 23723 18.0	P 7755		ATE 24137 16.5	P 5716	
2.3i MPS 16V	06-	ATE 24105 19.0	P10465		ATE 24137 16.5	P 5716	
323 (BJ)							
1.3i 16V	98-04	SUM 23490 15.0	P 6215				
1.5i 16V	98-01	SUM 23490 15.0	P 6215				
1.6i 16V	01-04	SUM 23490 15.0	P 6215				
1.8i 16V	98-04	AKE 24005 16.5	P 4576		AKE 24045 13.0	P 5366	
2.0 16V TD	98-04	AKE 24005 16.5	P 4576				
2.0 D	98-04	SUM 23490 15.0	P 6215				
5							
1.8i 16V	05-	ATE 23723 18.0	P 7755		ATE 24137 16.5	P 5716	
2.0 CD 16V	05-	ATE 23723 18.0	P 7755		ATE 24137 16.5	P 5716	
2.0i 16V	05-	ATE 23723 18.0	P 7755		ATE 24137 16.5	P 5716	
6							
1.8i 16V	02-08	AKE 24246 17.0	P 7165		AKE 24045 13.0	P 5366	
1.8i 16V Station Wagon	02-08	AKE 24046 18.5	P 7175		AKE 24045 13.0	P 5366	
2.0 CD 16V /Station Wagon	02-08	AKE 24046 18.5	P 7175		AKE 24045 13.0	P 5366	
2.0i 16V /Station Wagon	02-08	AKE 24046 18.5	P 7175		AKE 24045 13.0	P 5366	
2.3i 16V /Station Wagon	02-08	AKE 24046 18.5	P 7175		AKE 24045 13.0	P 5366	
2.3i 16V MPS	NEW!	ATE 24105 19.0	P10465		AKE 24045 13.0	P 5366	
626 (GD)							
1.8i	87-91	AKE 21380 15.5	P 2955		SUM 21558 12.0	P 4675	
2.0 D	87-91	AKE 21380 15.5	P 2955		SUM 21558 12.0	P 4675	
2.0i	87-91	AKE 21380 15.5	P 2955		SUM 21558 12.0	P 4675	
2.0i 12V	87-91	AKE 21380 15.5	P 2955		SUM 21558 12.0	P 4675	
2.0i 16V	87-91	AKE 21731 15.5	P 6345		SUM 21558 12.0	P 4675	
2.2i 12V	87-91	AKE 21380 15.5	P 2955		SUM 21558 12.0	P 4675	
2.2i 12V	87-91	AKE 21731 15.5	P 6345		SUM 21558 12.0	P 4675	
626 (GE)							
1.8i 16V	91-97	AKE 21754 16.5	P 4575		AKE 21766 13.5	P 5375	
2.0 D	91-97	AKE 21754 16.5	P 4575		AKE 21766 13.5	P 5375	
2.0i 16V	91-97	AKE 21754 16.5	P 4575		AKE 21766 13.5	P 5375	
2.0i 16V 4wd	91-97	AKE 21754 16.5	P 4575		AKE 21766 13.5	P 5375	
2.5i V6 24V	91-97	AKE 21754 16.5	P 4575		AKE 21766 13.5	P 5375	
626 (GF)							
1.6i 16V	97-99	AKE 24005 16.5	P 4576		AKE 24045 13.0	P 5366	
1.8i 16V	97-99	AKE 24005 16.5	P 4576		AKE 24045 13.0	P 5366	
1.8i 16V (14" wheels)	99-03	AKE 24005 16.5	P 4576		AKE 24045 13.0	P 5366	
1.8i 16V (15" - 16" wheels)	99-03	AKE 23777 15.5	P 5355		AKE 24045 13.0	P 5366	
2.0 TD	98-99	AKE 24005 16.5	P 4576		AKE 24045 13.0	P 5366	
2.0 TD (14" wheels)	99-03	AKE 24005 16.5	P 4576		AKE 24045 13.0	P 5366	
2.0 TD (15" - 16" wheels)	99-03	AKE 23777 15.5	P 5355		AKE 24045 13.0	P 5366	
2.0i 16V	97-99	AKE 24005 16.5	P 4576		AKE 24045 13.0	P 5366	
2.0i 16V (14" wheels)	99-03	AKE 24005 16.5	P 4576		AKE 24045 13.0	P 5366	
2.0i 16V (15" - 16" wheels)	99-03	AKE 23777 15.5	P 5355		AKE 24045 13.0	P 5366	

* Con segnalatori/ with wear device / avec avertisseurs

		KIT ANTERIORE / FRONT / AVANT			KIT POSTERIORE / REAR / ARRIERE		
		SYST./MVA/SP.	CODICE P.N. - Ref.	*	SYST./MVA/SP.	CODICE P.N. - Ref.	*
626 Station Wagon (GV)							
2.0 D	87-92	AKE 21380 15.5	P 2955		SUM 21558 12.0	P 4675	
626 Station Wagon (GV)							
2.0 D Complex	92-97	AKE 21380 15.5	P 2955		SUM 21558 12.0	P 4675	
2.0i	87-92	AKE 21380 15.5	P 2955		SUM 21558 12.0	P 4675	
2.0i 12V	87-92	AKE 21380 15.5	P 2955		SUM 21558 12.0	P 4675	
2.0i 16V	87-92	AKE 21731 15.5	P 6345		SUM 21558 12.0	P 4675	
2.2i 12V	87-92	AKE 21380 15.5	P 2955		SUM 21558 12.0	P 4675	
2.2i 12V	87-92	AKE 21731 15.5	P 6345		SUM 21558 12.0	P 4675	
2.2i 12V 4wd	87-92	AKE 21380 15.5	P 2955		AKE 20031 13.0	P 5365	
2.2i 12V 4wd	87-92	AKE 21731 15.5	P 6345		AKE 20031 13.0	P 5365	
626 Station Wagon (GW)							
1.8i 16V	97-99	AKE 24005 16.5	P 4576		AKE 24045 13.0	P 5366	
1.8i 16V (14" wheels)	99-03	AKE 24005 16.5	P 4576		AKE 24045 13.0	P 5366	
1.8i 16V (15" - 16" wheels)	99-03	AKE 23777 15.5	P 5355		AKE 24045 13.0	P 5366	
2.0 TD	98-99	AKE 24005 16.5	P 4576		AKE 24045 13.0	P 5366	
2.0 TD (14" wheels)	99-03	AKE 24005 16.5	P 4576		AKE 24045 13.0	P 5366	
2.0 TD (15" - 16" wheels)	99-03	AKE 23777 15.5	P 5355		AKE 24045 13.0	P 5366	
2.0i 16V	97-99	AKE 24005 16.5	P 4576		AKE 24045 13.0	P 5366	
2.0i 16V (14" wheels)	99-03	AKE 24005 16.5	P 4576		AKE 24045 13.0	P 5366	
2.0i 16V (15" - 16" wheels)	99-03	AKE 23777 15.5	P 5355		AKE 24045 13.0	P 5366	
MX 5							
1.6i	90-98	SUM 21552 14.5	P 6225		AKE 21559 12.5	P 6245	
1.6i 16V	02-03	SUM 23863 16.0	P 8485		AKE 23876 13.0	P 8495	
1.6i 16V	03-05	SUM 23863 16.0	P 8485		AKE 24030 13.0	P 9755	
1.6i 16V	90-98	SUM 21552 14.5	P 6225		AKE 21559 12.5	P 6245	
1.6i 16V	98-02	SUM 23354 14.0	P 7135		AKE 23387 12.5	P 6335	
1.8i 16V	02-03	SUM 23863 16.0	P 8485		AKE 23876 13.0	P 8495	
1.8i 16V	03-05	SUM 23863 16.0	P 8485		AKE 24030 13.0	P 9755	
1.8i 16V	05-	SUM 23863 16.0	P 8485				
1.8i 16V	94-02	SUM 23354 14.0	P 7135		AKE 23387 12.5	P 6335	
2.0i 16V	05-	SUM 23863 16.0	P 8485				
PREMACY							
1.8i 16V	02-	AKE 24005 16.5	P 4576		AKE 24045 13.0	P 5366	
1.8i 16V	99-02	AKE 24005 16.5	P 4576				
2.0 TD	99-02	AKE 24005 16.5	P 4576				
2.0 TD (5 seats/5 posti)	02-	AKE 24005 16.5	P 4576		AKE 24045 13.0	P 5366	
2.0 TD (7 seats/7 posti)	02-	AKE 23777 15.5	P 5355		AKE 24045 13.0	P 5366	
2.0i 16V (5 seats/5 posti)	02-	AKE 23777 15.5	P 5355		AKE 24045 13.0	P 5366	
2.0i 16V (7 seats/7 posti)	02-	AKE 23777 15.5	P 5355		AKE 24045 13.0	P 5366	
XEDOS 6							
1.6i 16V	92-	AKE 21754 16.5	P 4575		AKE 21766 13.5	P 5375	
1.8i 16V	92-	AKE 21754 16.5	P 4575		AKE 21766 13.5	P 5375	
2.0i V6 24V	92-	AKE 21754 16.5	P 4575		AKE 21766 13.5	P 5375	
MCC - SMART							
SMART CROSSBLADE							
0.6i Turbo	02-	BCH 21999 16.0	P 5755				
SMART FORFOUR							
1.1i 12V	04-	GIR 21920 17.5	P 4506		GIR 21861 17.0	P 5815	
1.3i 16V	04-	GIR 21920 17.5	P 4506		GIR 21861 17.0	P 5815	
1.5 CDI	04-	GIR 21920 17.5	P 4506		GIR 21861 17.0	P 5815	
1.5i 16V	04-	GIR 21920 17.5	P 4506		GIR 21861 17.0	P 5815	
1.5i 16V Turbo	05-	GIR 21982 17.0	P 5205		GIR 21861 17.0	P 5815	
SMART FORTWO							
0.6i Turbo /Cabrio	98-03	BCH 21999 16.0	P 5755				
0.7i Turbo /Cabrio	03-	BCH 21999 16.0	P 5755				
0.8 CDI /Cabrio	98-	BCH 21999 16.0	P 5755				
SMART ROADSTER							
0.7i Turbo /Coupe'	03-	BCH 21999 16.0	P 5755				
MERCEDES							
190 (201)							
1.8	90-93	GIR 21055 18.0	P 2685	P 2685Y	ATE 20687 13.5	P 3195	
1.8 (Asr)	90-93	GIR 21055 18.0	P 2685	P 2685Y	ATE 21301 15.0	P 8075	P 8075Y
2.0	82-93	GIR 21055 18.0	P 2685	P 2685Y	ATE 20687 13.5	P 3195	
2.0 (Asr)	90-93	GIR 21055 18.0	P 2685	P 2685Y	ATE 21301 15.0	P 8075	P 8075Y
2.0 D	82-93	GIR 21055 18.0	P 2685	P 2685Y	ATE 20687 13.5	P 3195	
2.0 D (Asr)	90-93	GIR 21055 18.0	P 2685	P 2685Y	ATE 21301 15.0	P 8075	P 8075Y
2.3	85-93	GIR 21055 18.0	P 2685	P 2685Y	ATE 20687 13.5	P 3195	
2.3 (Asr)	90-93	GIR 21055 18.0	P 2685	P 2685Y	ATE 21301 15.0	P 8075	P 8075Y
2.3 16V	90-93	GIR 20941 19.0	P 2885	P 2885Y	ATE 20687 13.5	P 3195	
2.5 16V	89-93	GIR 20941 19.0	P 2885	P 2885Y	ATE 20687 13.5	P 3195	
2.5 16V Evolution	89-93	ATE 21153 17.5	P 9085	P 9085Y	ATE 21197 15.0	P 4375	
2.5 D	85-93	GIR 21055 18.0	P 2685	P 2685Y	ATE 20687 13.5	P 3195	
2.5 D (Asr)	90-93	GIR 21055 18.0	P 2685	P 2685Y	ATE 21301 15.0	P 8075	P 8075Y
2.5 TD	88-93	GIR 21055 18.0	P 2685	P 2685Y	ATE 20687 13.5	P 3195	
2.5 TD (Asr)	90-93	GIR 21055 18.0	P 2685	P 2685Y	ATE 21301 15.0	P 8075	P 8075Y
2.6	86-93	GIR 21055 18.0	P 2685	P 2685Y	ATE 20687 13.5	P 3195	
2.6 (Asr)	90-93	GIR 21055 18.0	P 2685	P 2685Y	ATE 21301 15.0	P 8075	P 8075Y



* Con segnalatori/ with wear device / avec avertisseurs

		KIT ANTERIORE / FRONT / AVANT			KIT POSTERIORE / REAR / ARRIERE		
		SYST./MVA/SP.	CODICE P.N. - Ref.	*	SYST./MVA/SP.	CODICE P.N. - Ref.	*
200-500 (124)							
200	85-90	GIR 20941 19.0	P 2885	P 2885Y	ATE 20687 15.5	P 3196	
200 D	85-95	GIR 20941 19.0	P 2885	P 2885Y	ATE 20687 15.5	P 3196	
200 D (Asr)	90-95	GIR 20941 19.0	P 2885	P 2885Y	ATE 21301 15.0	P 8075	P 8075Y
200	85-95	GIR 20941 19.0	P 2885	P 2885Y	ATE 20687 15.5	P 3196	
200E (Asr)	90-95	GIR 20941 19.0	P 2885	P 2885Y	ATE 21301 15.0	P 8075	P 8075Y
200E Cabrio	85-97	GIR 20941 19.0	P 2885	P 2885Y	ATE 21197 15.0	P 4375	P 4375Y
200E Coupe'	93-97	GIR 20941 19.0	P 2885	P 2885Y	ATE 21197 15.0	P 4375	P 4375Y
200T D Station Wagon	85-96	GIR 20941 19.0	P 2885	P 2885Y	ATE 21197 15.0	P 4375	P 4375Y
200T Station Wagon	85-90	GIR 20941 19.0	P 2885	P 2885Y	ATE 21197 15.0	P 4375	P 4375Y
200TE Station Wagon	88-96	GIR 20941 19.0	P 2885	P 2885Y	ATE 21197 15.0	P 4375	P 4375Y
220CE Coupe'	91-96	GIR 20941 19.0	P 2885	P 2885Y	ATE 20687 15.5	P 3196	
220CE Coupe' (Asr)	91-96	GIR 20941 19.0	P 2885	P 2885Y	ATE 21301 15.0	P 8075	P 8075Y
220	91-95	GIR 20941 19.0	P 2885	P 2885Y	ATE 20687 15.5	P 3196	
220E (Asr)	91-95	GIR 20941 19.0	P 2885	P 2885Y	ATE 21301 15.0	P 8075	P 8075Y
220E Cabrio	91-97	GIR 20941 19.0	P 2885	P 2885Y	ATE 21197 15.0	P 4375	P 4375Y
220TE Station Wagon	91-96	GIR 20941 19.0	P 2885	P 2885Y	ATE 21197 15.0	P 4375	P 4375Y
230CE Coupe'	85-96	GIR 20941 19.0	P 2885	P 2885Y	ATE 20687 15.5	P 3196	
230CE Coupe' (Asr)	90-96	GIR 20941 19.0	P 2885	P 2885Y	ATE 21301 15.0	P 8075	P 8075Y
230	85-95	GIR 20941 19.0	P 2885	P 2885Y	ATE 20687 15.5	P 3196	
230E (Asr)	90-95	GIR 20941 19.0	P 2885	P 2885Y	ATE 21301 15.0	P 8075	P 8075Y
230TE Station Wagon	85-96	GIR 20941 19.0	P 2885	P 2885Y	ATE 21197 15.0	P 4375	P 4375Y
250 D-TD	85-95	GIR 20941 19.0	P 2885	P 2885Y	ATE 20687 15.5	P 3196	
250 D-TD (Asr)	90-95	GIR 20941 19.0	P 2885	P 2885Y	ATE 21301 15.0	P 8075	P 8075Y
250T D-TD Station Wagon	85-96	GIR 20941 19.0	P 2885	P 2885Y	ATE 21197 15.0	P 4375	P 4375Y
260E (Asr) /4-matic	90-95	GIR 20941 19.0	P 2885	P 2885Y	ATE 21301 15.0	P 8075	P 8075Y
260E /4-matic	85-95	GIR 20941 19.0	P 2885	P 2885Y	ATE 20687 15.5	P 3196	
260TE Station Wagon	85-96	GIR 20941 19.0	P 2885	P 2885Y	ATE 21197 15.0	P 4375	P 4375Y
280	85-95	GIR 20941 19.0	P 2885	P 2885Y	ATE 20687 15.5	P 3196	
280E (Asr)	90-95	GIR 20941 19.0	P 2885	P 2885Y	ATE 21301 15.0	P 8075	P 8075Y
280TE Station Wagon	85-96	GIR 20941 19.0	P 2885	P 2885Y	ATE 21197 15.0	P 4375	P 4375Y
300 D-TD (Asr) /4-matic	90-95	GIR 20941 19.0	P 2885	P 2885Y	ATE 21301 15.0	P 8075	P 8075Y
300 D-TD /4-matic	85-95	GIR 20941 19.0	P 2885	P 2885Y	ATE 20687 15.5	P 3196	
300CE Coupe'	85-96	GIR 20941 19.0	P 2885	P 2885Y	ATE 20687 15.5	P 3196	
300CE Coupe' (Asr)	90-96	GIR 20941 19.0	P 2885	P 2885Y	ATE 21301 15.0	P 8075	P 8075Y
300CE-24 Cabrio	89-97	ATE 21153 17.5	P 9085	P 9085Y	ATE 21197 15.0	P 4375	P 4375Y
300CE-24 Coupe'	89-96	ATE 21153 17.5	P 9085	P 9085Y	ATE 21197 15.0	P 4375	P 4375Y
300E (Asr) /4-matic	90-95	GIR 20941 19.0	P 2885	P 2885Y	ATE 21301 15.0	P 8075	P 8075Y
300E /4-matic	85-95	GIR 20941 19.0	P 2885	P 2885Y	ATE 20687 15.5	P 3196	
300E-24 /4-matic	89-95	ATE 21153 17.5	P 9085	P 9085Y	ATE 21197 15.0	P 4375	P 4375Y
300T D-TD Station Wagon /4-matic	85-96	GIR 20941 19.0	P 2885	P 2885Y	ATE 21197 15.0	P 4375	P 4375Y
300TE Station Wagon /4-matic	85-96	GIR 20941 19.0	P 2885	P 2885Y	ATE 21197 15.0	P 4375	P 4375Y
300TE-24 Station Wagon	89-96	ATE 21153 17.5	P 9085	P 9085Y	ATE 21197 15.0	P 4375	P 4375Y
320CE Coupe' (from/da B864308)	90-96	ATE 21153 16.0	P 9086	P 9086Y	ATE 21197 15.0	P 4375	P 4375Y
320CE Coupe' (up to/fino a B864307)	90-96	ATE 21153 17.5	P 9085	P 9085Y	ATE 21197 15.0	P 4375	P 4375Y
320E (from/da B864308)	90-95	ATE 21153 16.0	P 9086	P 9086Y	ATE 21197 15.0	P 4375	P 4375Y
320E (up to/fino a B864307)	90-95	ATE 21153 17.5	P 9085	P 9085Y	ATE 21197 15.0	P 4375	P 4375Y
320E Cabrio (from/da B864308)	90-97	ATE 21153 16.0	P 9086	P 9086Y	ATE 21197 15.0	P 4375	P 4375Y
320E Cabrio (up to/fino a B864307)	90-97	ATE 21153 17.5	P 9085	P 9085Y	ATE 21197 15.0	P 4375	P 4375Y
320TE Station Wagon (from/da B864308)	90-96	ATE 21153 16.0	P 9086	P 9086Y	ATE 21197 15.0	P 4375	P 4375Y
320TE SW(up to/fino a B864307)	90-96	ATE 21153 17.5	P 9085	P 9085Y	ATE 21197 15.0	P 4375	P 4375Y
36 AMG C Coupé	93-97	ATE 21153 16.0	P 9086	P 9086Y	ATE 21197 15.0	P 4375	P 4375Y
36 AMG Cabrio	94-97	ATE 21153 16.0	P 9086	P 9086Y	ATE 21197 15.0	P 4375	P 4375Y
36 AMG T Station Wagon	94-96	ATE 21153 16.0	P 9086	P 9086Y	ATE 21197 15.0	P 4375	P 4375Y
400E (from/da B864308)	89-93	ATE 21153 16.0	P 9086	P 9086Y	ATE 21197 15.0	P 4375	P 4375Y
400E (up to/fino a B864307)	89-93	ATE 21153 17.5	P 9085	P 9085Y	ATE 21197 15.0	P 4375	P 4375Y
420E (from/da B864308)	93-95	ATE 21153 16.0	P 9086	P 9086Y	ATE 21197 15.0	P 4375	P 4375Y
420E (up to/fino a B864307)	93-95	ATE 21153 17.5	P 9085	P 9085Y	ATE 21197 15.0	P 4375	P 4375Y
500E (from/da B864308)	89-93	ATE 21153 16.0	P 9086	P 9086Y	ATE 21197 15.0	P 4375	P 4375Y
500E (from/da B864308)	93-95	ATE 21153 16.0	P 9086	P 9086Y	ATE 21305 15.5	P 8085	P 8085Y
500E (up to/fino a B864307)	89-93	ATE 21153 17.5	P 9085	P 9085Y	ATE 21197 15.0	P 4375	P 4375Y
500E (up to/fino a B864307)	93-95	ATE 21153 17.5	P 9085	P 9085Y	ATE 21305 15.5	P 8085	P 8085Y
60 AMG	93-95	ATE 21153 16.0	P 9086	P 9086Y	ATE 21305 15.5	P 8085	P 8085Y
260-560 SE/SEL (126)							
260 SE	85-91	ATE 20341 17.5	P 2386	P 2386Y	ATE 21035 15.5	P 2289	
280 SE/SEL	80-85	ATE 20341 17.5	P 2386	P 2386Y	ATE 21035 15.5	P 2289	
300 SE/SEL	85-91	ATE 20341 17.5	P 2386	P 2386Y	ATE 21035 15.5	P 2289	
380 SE/SEL	80-85	ATE 20341 17.5	P 2386	P 2386Y	ATE 21035 15.5	P 2289	
420 SE/SEL	85-91	ATE 20341 17.5	P 2386	P 2386Y	ATE 21035 15.5	P 2289	
500 SE/SEL	80-91	ATE 20341 17.5	P 2386	P 2386Y	ATE 21035 15.5	P 2289	
560 SE/SEL	85-91	ATE 20341 17.5	P 2386	P 2386Y	ATE 21035 15.5	P 2289	
300-600 SE/SEL (140)							
300 SE 2.8	02/91-	ATE 21303 18.8	P 0758				
300 SE/SEL 3.2	02/91-	ATE 21303 18.8	P 0758				
400-500-600 SE/SEL/SEC	02/91-10/98		P 0758				
300-600 SE/SEL (140)							
300 SE/SEL	91-98				ATE 21305 15.5	P 8085	P8085Y

* Con segnalatori/ with wear device / avec avertisseurs

		KIT ANTERIORE / FRONT / AVANT			KIT POSTERIORE / REAR / ARRIERE		
		SYST./WVA/SP.	CODICE P.N. - Ref.	*	SYST./WVA/SP.	CODICE P.N. - Ref.	*
280 V6 (Asr) (up to/ fino a A344660/ F331440)	93-95	GIR 21439 20.0	P 3865	P 3865Y	ATE 21301 15.0	P 8075	P8075Y
280 V6 (from/da A344661/F331441 up to/ fino a A487047/F576240)	95-97	ATE 21664 19.5	P 4535	P 4535Y	ATE 21197 15.0	P 4375	P4375Y
280 V6 (from/da A487048/F576241)	97-00	ATE 21664 19.5	P 4535	P 4535Y	ATE 21919 15.0	P 5775	
280 V6 (up to/ fino a A344660/F331440)	93-95	GIR 21439 20.0	P 3865	P 3865Y	ATE 20687 15.5	P 3196	
280 V6 Station Wagon (from/da F576241)	97-00	ATE 21664 19.5	P 4535	P 4535Y	ATE 21919 15.0	P 5775	
280 V6 SW(up to/ fino a F576240)	96-97	ATE 21664 19.5	P 4535	P 4535Y	ATE 21197 15.0	P 4375	P4375Y
36 AMG	93-97	ATE 21153 17.5	P 9085	P 9085Y	ATE 21197 15.0	P 4375	P4375Y
43 AMG	97-00				ATE 21305 15.5	P 8085	P8085Y
43 AMG Station Wagon	97-00				ATE 21305 15.5	P 8085	P8085Y
Classe C (203)							
160 SportCoupe'	05-07	GIR 23144 17.0	P 5765	P 5765Y	ATE 21919 15.0	P 5775	
180	00-05	GIR 23144 17.0	P 5765	P 5765Y	ATE 21919 15.0	P 5775	
180 Kompressor	02-07	GIR 23144 17.0	P 5765	P 5765Y	ATE 21919 15.0	P 5775	
180 Kompressor SportCoupe'	02-07	GIR 23144 17.0	P 5765	P 5765Y	ATE 21919 15.0	P 5775	
180 Kompressor Station Wagon	02-07	GIR 23144 17.0	P 5765	P 5765Y	ATE 21899 15.5	P 5785	P 5786Y
180 SportCoupe'	01-05	GIR 23144 17.0	P 5765	P 5765Y	ATE 21919 15.0	P 5775	
180 Station Wagon	01-05	GIR 23144 17.0	P 5765	P 5765Y	ATE 21899 15.5	P 5785	P 5786Y
200 CDI	00-07	GIR 23144 17.0	P 5765	P 5765Y	ATE 21919 15.0	P 5775	
200 CDI SportCoupe'	03-07	GIR 23144 17.0	P 5765	P 5765Y	ATE 21919 15.0	P 5775	
200 CDI Station Wagon	01-07	GIR 23144 17.0	P 5765	P 5765Y	ATE 21899 15.5	P 5785	P 5786Y
200 CGI	03-07	GIR 23144 17.0	P 5765	P 5765Y	ATE 21919 15.0	P 5775	
200 CGI SportCoupe'	03-07	GIR 23144 17.0	P 5765	P 5765Y	ATE 21919 15.0	P 5775	
200 CGI Station Wagon	03-07	GIR 23144 17.0	P 5765	P 5765Y	ATE 21899 15.5	P 5785	P 5786Y
200 Kompressor	00-07	GIR 23144 17.0	P 5765	P 5765Y	ATE 21919 15.0	P 5775	
200 Kompressor SportCoupe'	01-07	GIR 23144 17.0	P 5765	P 5765Y	ATE 21919 15.0	P 5775	
200 Kompressor Station Wagon	01-07	GIR 23144 17.0	P 5765	P 5765Y	ATE 21899 15.5	P 5785	P 5786Y
220 CDI	00-07	GIR 23144 17.0	P 5765	P 5765Y	ATE 21919 15.0	P 5775	
220 CDI SportCoupe'	01-07	GIR 23144 17.0	P 5765	P 5765Y	ATE 21919 15.0	P 5775	
220 CDI Station Wagon	01-07	GIR 23144 17.0	P 5765	P 5765Y	ATE 21899 15.5	P 5785	P 5786Y
230 Kompressor	04-07	GIR 23144 17.0	P 5765	P 5765Y	ATE 21899 15.5	P 5785	P 8096Y
230 Kompressor SportCoupe'	01-05	GIR 23144 17.0	P 5765	P 5765Y	ATE 21899 15.5	P 5785	P 5786Y
230 Kompressor Station Wagon	04-07	GIR 23144 17.0	P 5765	P 5765Y	ATE 21899 15.5	P 5785	P 5786Y
230 V6	05-07	GIR 23144 17.0	P 5765	P 5765Y	ATE 21919 15.0	P 5775	
230 V6 SportCoupe'	05-07	GIR 23144 17.0	P 5765	P 5765Y	ATE 21919 15.0	P 5775	
230 V6 Station Wagon	05-07	GIR 23144 17.0	P 5765	P 5765Y	ATE 21899 15.5	P 5785	P 5786Y
240 V6	00-05	GIR 23144 17.0	P 5765	P 5765Y	ATE 21919 15.0	P 5775	
240 V6 4-matic	01-05	GIR 23144 17.0	P 5765	P 5765Y	ATE 21899 15.5	P 5785	P 8096Y
240 V6 Station Wagon /4-matic	01-05	GIR 23144 17.0	P 5765	P 5765Y	ATE 21899 15.5	P 5785	P 5786Y
270 CDI	00-05	GIR 23144 17.0	P 5765	P 5765Y	ATE 21919 15.0	P 5775	
270 CDI SportCoupe'	01-05	GIR 23144 17.0	P 5765	P 5765Y	ATE 21919 15.0	P 5775	
270 CDI Station Wagon	01-05	GIR 23144 17.0	P 5765	P 5765Y	ATE 21899 15.5	P 5785	P 5786Y
280 V6 /4-matic	05-07	GIR 23144 17.0	P 5765	P 5765Y	ATE 21899 15.5	P 5785	P 8096Y
280 V6 Station Wagon /4-matic	05-07	GIR 23144 17.0	P 5765	P 5765Y	ATE 21899 15.5	P 5785	P 5786Y
30 CDI AMG	03-07	BRE 23271 17.5	P 8045	P 8045Y	ATE 21305 15.5	P 8085	P 5786Y
30 CDI AMG SportCoupe'	03-07	BRE 23271 17.5	P 8045	P 8045Y	ATE 21305 15.5	P 8085	P 8096Y
30 CDI AMG Station Wagon	03-07	BRE 23271 17.5	P 8045	P 8045Y	ATE 21899 15.5	P 5785	P 5786Y
32 Kompressor AMG	01-04	BRE 23271 17.5	P 8045	P 8045Y	ATE 21899 15.5	P 5785	P 5786Y
32 Kompressor AMG SportCoupe'	01-04	BRE 23271 17.5	P 8045	P 8045Y	ATE 21899 15.5	P 5785	P 8096Y
32 Kompressor AMG Station Wagon	01-04	BRE 23271 17.5	P 8045	P 8045Y	ATE 21899 15.5	P 5785	P 5786Y
320 CDI	05-07	BRE 23945 16.5	P 9095	P 9095Y	ATE 21899 15.5	P 5785	P 5786Y
320 CDI Station Wagon	05-07	BRE 23945 16.5	P 9095	P 9095Y	ATE 21899 15.5	P 5785	P 8096Y
320 V6 /4-matic	00-05	GIR 23144 17.0	P 5765	P 5765Y	ATE 21899 15.5	P 5785	P 5786Y
320 V6 SportCoupe'	02-07	GIR 23144 17.0	P 5765	P 5765Y	ATE 21899 15.5	P 5785	P 5786Y
320 V6 Station Wagon /4-matic	01-05	GIR 23144 17.0	P 5765	P 5765Y	ATE 21899 15.5	P 5785	P 8096Y
350 V6 /4-matic	05-07	BRE 23945 16.5	P 9095	P 9095Y	ATE 21899 15.5	P 5785	P 5786Y
350 V6 SportCoupe'	05-07	BRE 23945 16.5	P 9095	P 9095Y	ATE 21899 15.5	P 5785	P 5786Y
350 V6 Station Wagon /4-matic	05-07	BRE 23945 16.5	P 9095	P 9095Y	ATE 21899 15.5	P 5785	P 8096Y
55 AMG	04-07	BRE 23271 17.5	P 8045	P 8045Y	ATE 23334 16.5	P 8095	P 5786Y
55 AMG SportCoupe'	04-07	BRE 23271 17.5	P 8045	P 8045Y	ATE 23334 16.5	P 8095	P 5786Y
55 AMG Station Wagon	04-07	BRE 23271 17.5	P 8045	P 8045Y	ATE 23334 16.5	P 8095	P 8096Y
For sportpaket amg version	05-07	BRE 23945 16.5	P 9095	P 9095Y	ATE 21899 15.5	P 5785	P 5786Y
Per versioni con pacchetto sportivo amg	05-07	BRE 23945 16.5	P 9095	P 9095Y	ATE 21899 15.5	P 5785	P 5786Y
Classe C (204)							
180 Kompressor /Station Wagon	07-	GIR 24306 20.5	P 9065	P 9065Y	ATE 24254 17.5	P 9075	P 9075Y
200 CDI /Station Wagon	07-	GIR 24306 20.5	P 9065	P 9065Y	ATE 24254 17.5	P 9075	P 9075Y
200 Kompressor /Station Wagon	07-	GIR 24306 20.5	P 9065	P 9065Y	ATE 24254 17.5	P 9075	P 9075Y
220 CDI /Station Wagon	07-	GIR 24306 20.5	P 9065	P 9065Y	ATE 24254 17.5	P 9075	P 9075Y
230 V6 /4-matic /Station Wagon	07-	GIR 24306 20.5	P 9065	P 9065Y	ATE 24254 17.5	P 9075	P 9075Y
280 V6 /4-matic /Station Wagon	07-	GIR 24306 20.5	P 9065	P 9065Y	ATE 24254 17.5	P 9075	P 9075Y
320 CDI /4-matic /Station Wagon	07-	GIR 24456 19.0	P10167		ATE 24254 17.5	P 9075	P 9075Y
350 V6 /4-matic /Station Wagon	07-	GIR 24456 19.0	P10167		ATE 24254 17.5	P 9075	P 9075Y
Classe E (210)							
200 (from/da A379347)	96-02	ATE 21664 19.5	P 4535	P 4535Y	ATE 21919 15.0	P 5775	
200 (up to/ fino a A379346)	95-96	ATE 21664 19.5	P 4535	P 4535Y	ATE 21197 15.0	P 4375	P4375Y
200 CDI	98-02	ATE 21664 19.5	P 4535	P 4535Y	ATE 21919 15.0	P 5775	
200 D (from/da A379347)	96-02	ATE 21664 19.5	P 4535	P 4535Y	ATE 21919 15.0	P 5775	

* Con segnalatori/ with wear device / avec avertisseurs

		KIT ANTERIORE / FRONT / AVANT			KIT POSTERIORE / REAR / ARRIERE		
		SYST./MVA/SP.	CODICE P.N. - Ref.	*	SYST./MVA/SP.	CODICE P.N. - Ref.	*
200 D (up to/ fino a A379346)	95-96	ATE 21664 19.5	P 4535	P 4535Y	ATE 21197 15.0	P 4375	P4375Y
Classe E (210)							
200 Kompressor (120 KW 163 HP from/da A379347)	96-02	ATE 21664 19.5	P 4535	P 4535Y	ATE 21919 15.0	P 5775	
200 Kompressor (120 KW 163 HP up to/ fino a A379346)	95-96	ATE 21664 19.5	P 4535	P 4535Y	ATE 21197 15.0	P 4375	
200 Kompressor (137 KW 186 HP from/da A379347)	96-02	ATE 21670 20.0	P 4865	P 4865Y	ATE 21899 15.5	P 5785	
200 Kompr. (137 KW 186 HP up to/ fino a A379346)	95-96	ATE 21670 20.0	P 4865	P 4865Y	ATE 21305 15.5	P 8085	
200 Kompr.SW(120 KW 163 HP)	97-02	ATE 21664 19.5	P 4535	P 4535Y	ATE 21305 15.5	P 8085	P 8085Y
200 Kompr. SW (137 KW 186 HP)	97-02	ATE 21670 20.0	P 4865	P 4865Y	ATE 21305 15.5	P 8085	P 8085Y
200 Station Wagon	96-02	ATE 21664 19.5	P 4535	P 4535Y	ATE 21305 15.5	P 8085	P 8085Y
220 CDI	98-02	ATE 21664 19.5	P 4535	P 4535Y	ATE 21919 15.0	P 5775	
220 CDI Station Wagon	98-02	ATE 21664 19.5	P 4535	P 4535Y	ATE 21305 15.5	P 8085	P 8085Y
220 D (from/da A379347)	96-02	ATE 21664 19.5	P 4535	P 4535Y	ATE 21919 15.0	P 5775	P 5775Y
220 D (up to/ fino a A379346)	95-96	ATE 21664 19.5	P 4535	P 4535Y	ATE 21197 15.0	P 4375	P 4375Y
230 (from/da A379347)	96-97	ATE 21664 19.5	P 4535	P 4535Y	ATE 21919 15.0	P 5775	P 5775Y
230 (up to/ fino a A379346)	95-96	ATE 21664 19.5	P 4535	P 4535Y	ATE 21197 15.0	P 4375	P 4375Y
230 Station Wagon	96-97	ATE 21664 19.5	P 4535	P 4535Y	ATE 21305 15.5	P 8085	P 8085Y
240 V6	97-02	ATE 21664 19.5	P 4535	P 4535Y	ATE 21919 15.0	P 5775	P 5775Y
240 V6 (Esp)	97-99	ATE 21670 20.0	P 4865	P 4865Y	ATE 21899 15.5	P 5785	P 5785Y
240 V6 Station Wagon	97-02	ATE 21664 19.5	P 4535	P 4535Y	ATE 21305 15.5	P 8085	P 8085Y
240 V6 Station Wagon (Esp)	97-99	ATE 21670 20.0	P 4865	P 4865Y	ATE 21305 15.5	P 8085	P 8085Y
250 D (from/da A379347)	96-99	ATE 21664 19.5	P 4535	P 4535Y	ATE 21919 15.0	P 5775	P 5775Y
250 D (up to/ fino a A379346)	95-96	ATE 21664 19.5	P 4535	P 4535Y	ATE 21197 15.0	P 4375	P 4375Y
250 D Station Wagon	96-99	ATE 21664 19.5	P 4535	P 4535Y	ATE 21305 15.5	P 8085	P 8085Y
250 TD	95-96	ATE 21664 19.5	P 4535	P 4535Y	ATE 21197 15.0	P 4375	P 4375Y
250 TD	96-99	ATE 21664 19.5	P 4535	P 4535Y	ATE 21919 15.0	P 5775	P 5775Y
250 TD Station Wagon	97-99	ATE 21664 19.5	P 4535	P 4535Y	ATE 21305 15.5	P 8085	P 8085Y
270 CDI	99-02	ATE 21664 19.5	P 4535	P 4535Y	ATE 21919 15.0	P 5775	P 5775Y
270 CDI (Esp)	99-02	ATE 21670 20.0	P 4865	P 4865Y	ATE 21899 15.5	P 5785	P 5785Y
270 CDI Station Wagon	99-02	ATE 21664 19.5	P 4535	P 4535Y	ATE 21305 15.5	P 8085	P 8085Y
270 CDI Station Wagon (Esp)	99-02	ATE 21670 20.0	P 4865	P 4865Y	ATE 21305 15.5	P 8085	P 8085Y
280 V6 (up to/ fino a A379346)	95-96	ATE 21670 20.0	P 4865	P 4865Y	ATE 21305 15.5	P 8085	P 8085Y
280 V6 /4-matic (from/da A379347)	96-02	ATE 21670 20.0	P 4865	P 4865Y	ATE 21899 15.5	P 5785	P 5785Y
280 V6 Station Wagon /4-matic	96-02	ATE 21670 20.0	P 4865	P 4865Y	ATE 21305 15.5	P 8085	P 8085Y
290 TD (from/da A379347)	96-99	ATE 21664 19.5	P 4535	P 4535Y	ATE 21919 15.0	P 5775	P 5775Y
290 TD (up to/ fino a A379346)	95-96	ATE 21664 19.5	P 4535	P 4535Y	ATE 21197 15.0	P 4375	P 4375Y
290 TD Station Wagon	96-99	ATE 21664 19.5	P 4535	P 4535Y	ATE 21305 15.5	P 8085	P 8085Y
300 D (from/da A379347)	96-97	ATE 21664 19.5	P 4535	P 4535Y	ATE 21919 15.0	P 5775	P 5775Y
300 D (up to/ fino a A379346)	95-96	ATE 21664 19.5	P 4535	P 4535Y	ATE 21197 15.0	P 4375	P 4375Y
300 TD (108 KW 147 HP)	95-96	ATE 21664 19.5	P 4535	P 4535Y	ATE 21197 15.0	P 4375	P 4375Y
300 TD (130 KW 177 HP from/da A379347)	96-99	ATE 21670 20.0	P 4865	P 4865Y	ATE 21899 15.5	P 5785	P 5785Y
300 TD (130 KW 177 HP up to/ fino a A379346)	95-96	ATE 21670 20.0	P 4865	P 4865Y	ATE 21305 15.5	P 8085	P 8085Y
300 TD (130 KW 177 HP) Station Wagon	96-99	ATE 21670 20.0	P 4865	P 4865Y	ATE 21305 15.5	P 8085	P 8085Y
320 CDI	99-02	ATE 21670 20.0	P 4865	P 4865Y	ATE 21899 15.5	P 5785	P 8085Y
320 CDI Station Wagon	99-02	ATE 21670 20.0	P 4865	P 4865Y	ATE 21305 15.5	P 8085	P 8085Y
320 V6	95-96	ATE 21670 20.0	P 4865	P 4865Y	ATE 21305 15.5	P 8085	P 8085Y
320 V6 /4-matic	96-02	ATE 21670 20.0	P 4865	P 4865Y	ATE 21899 15.5	P 5785	P 8085Y
320 V6 Station Wagon /4-matic	96-02	ATE 21670 20.0	P 4865	P 4865Y	ATE 21305 15.5	P 8085	P 8085Y
36 AMG	95-96	ATE 21153 16.0	P 9086	P 9086Y	ATE 21305 15.5	P 8085	P 8085Y
420 V8 (from/da A379347)	96-97	ATE 21153 17.5	P 9085	P 9085Y	ATE 21899 15.5	P 5785	P 8085Y
420 V8 (up to/ fino a A379346)	95-96	ATE 21153 17.5	P 9085	P 9085Y	ATE 21305 15.5	P 8085	P 8085Y
420 V8 Station Wagon	96-97	ATE 21153 17.5	P 9085	P 9085Y	ATE 21305 15.5	P 8085	P 8085Y
430 V8	97-99	ATE 21153 17.5	P 9085	P 9085Y	ATE 21899 15.5	P 5785	P 8085Y
430 V8 /4-matic	99-02				ATE 21899 15.5	P 5785	P 8085Y
430 V8 Station Wagon	97-02				ATE 21305 15.5	P 8085	P 8085Y
50 AMG	96-97				ATE 21305 15.5	P 8085	P 8085Y
55 AMG	97-02				ATE 21305 15.5	P 8085	P 8085Y
55 AMG Station Wagon /4-matic	97-02				ATE 21305 15.5	P 8085	P 8085Y
Classe E (211)							
200 CDI /Station Wagon	02-	BCH 23743 20.0	P 8035	P 8035Y	ATE 23334 16.5	P 8095	P8095Y
200 CGI /Station Wagon	02-	BCH 23743 20.0	P 8035	P 8035Y	ATE 23334 16.5	P 8095	P8095Y
200 Kompressor /Station Wagon	02-	BCH 23743 20.0	P 8035	P 8035Y	ATE 23334 16.5	P 8095	P8095Y
200 NGT	04-	BCH 23743 20.0	P 8035	P 8035Y	ATE 23334 16.5	P 8095	P8095Y
220 CDI /Station Wagon	02-	BCH 23743 20.0	P 8035	P 8035Y	ATE 23334 16.5	P 8095	P8095Y
240 V6 /Station Wagon	02-05	BCH 23743 20.0	P 8035	P 8035Y	ATE 23334 16.5	P 8095	P8095Y
240 V6 /Station Wagon 4-matic	02-05	BCH 23743 20.0	P 8035	P 8035Y	ATE 23334 16.5	P 8095	P8095Y
270 CDI /Station Wagon	02-	BCH 23743 20.0	P 8035	P 8035Y	ATE 23334 16.5	P 8095	P8095Y
280 CDI /Station Wagon	04-	BCH 23743 20.0	P 8035	P 8035Y	ATE 23334 16.5	P 8095	P8095Y
280 CDI /Station Wagon 4-matic	04-	BRE 23745 17.5	P 804.10	P 804.10Y	ATE 23334 16.5	P 8095	P8095Y
280 V6 /Station Wagon	05-	BCH 23743 20.0	P 8035	P 8035Y	ATE 23334 16.5	P 8095	P8095Y
280 V6 /Station Wagon 4-matic	05-	BCH 23743 20.0	P 8035	P 8035Y	ATE 23334 16.5	P 8095	P8095Y
320 CDI /Station Wagon	02-	BCH 23743 20.0	P 8035	P 8035Y	ATE 23334 16.5	P 8095	P8095Y
320 CDI /Station Wagon	02-	BRE 23745 17.5	P 804.10	P 804.10Y	ATE 23334 16.5	P 8095	P8095Y

* Con segnalatori/ with wear device / avec avertisseurs

		KIT ANTERIORE / FRONT / AVANT			KIT POSTERIORE / REAR / ARRIERE			
		SYST./MVA/SP.	CODICE P.N. - Ref.	*	SYST./MVA/SP.	CODICE P.N. - Ref.	*	
320 CDI /Station Wagon 4-matic	02-	BRE 23745 17.5	P 804.10	P 804.10Y	ATE 23334 16.5	P 8095	P8095Y	
320 V6 /Station Wagon	02-05	BCH 23743 20.0	P 8035	P 8035Y	ATE 23334 16.5	P 8095	P8095Y	
320 V6 /Station Wagon	02-05	BRE 23745 17.5	P 804.10	P 804.10Y	ATE 23334 16.5	P 8095	P8095Y	
320 V6 /Station Wagon 4-matic	02-05	BRE 23745 17.5	P 804.10	P 804.10Y	ATE 23334 16.5	P 8095	P8095Y	
350 V6 /Station Wagon	04-	BCH 23743 20.0	P 8035	P 8035Y	ATE 23334 16.5	P 8095	P8095Y	
350 V6 /Station Wagon	04-	BRE 23745 17.5	P 804.10	P 804.10Y	ATE 23334 16.5	P 8095	P8095Y	
350 V6 /Station Wagon 4-matic	04-	BRE 23745 17.5	P 804.10	P 804.10Y	ATE 23334 16.5	P 8095	P8095Y	
400 CDI	03-05	BRE 23745 17.5	P 804.10	P 804.10Y	ATE 23334 16.5	P 8095	P8095Y	
500 V8 /SW4-matic (225 KW 306 HP)	02-	BRE 23745 17.5	P 804.10	P 804.10Y	ATE 23334 16.5	P 8095	P8095Y	
Classe R (251)								
280 CDI	06-	ATE 23925 20.5	P 9115	P 9115Y	ATE 23924 16.5	P 8096	P8096Y	
280 V6	06-	ATE 23925 20.5	P 9115	P 9115Y	ATE 23924 16.5	P 8096	P8096Y	
320 CDI	06-	ATE 23925 20.5	P 9115	P 9115Y	ATE 23924 16.5	P 8096	P8096Y	
350 V6	06-	ATE 23925 20.5	P 9115	P 9115Y	ATE 23924 16.5	P 8096	P8096Y	
500 V8	06-	ATE 23925 20.5	P 9115	P 9115Y	ATE 23924 16.5	P 8096	P8096Y	
Classe S (140)								
280 V6	93-98				ATE 21305 15.5	P 8085	P8085Y	
300 TD	96-98				AT 21305 15.5	P 8085	P8085Y	
350 TD	93-98				ATE 21305 15.5	P 8085	P8085Y	
420 V8	93-98				ATE 21305 15.5	P 8085	P8085Y	
500 V8	93-98				ATE 21305 15.5	P 8085	P8085Y	
600 V12	93-98				ATE 21305 15.5	P 8085	P8085Y	
S 280-320, S 300-350 TD	01/93-10/98		P 0758					
S 420-500-600 SE/SEL/SEC	01/93-10/98		P 0758					
Classe S (220)								
280 V6	02-05	BRE 23271 17.5	P 8045	P 8045Y	ATE 23334 16.5	P 8095	P8095Y	
280 V6	98-02	BRE 23271 17.5	P 8045	P 8045Y	ATE 23078 16.0	P 8385	P8385Y	
320 CDI	00-02	BRE 23271 17.5	P 8045	P 8045Y	ATE 23078 16.0	P 8385	P8385Y	
320 CDI	02-05	BRE 23271 17.5	P 8045	P 8045Y	ATE 23334 16.5	P 8095	P8095Y	
320 V6	02-03	BRE 23271 17.5	P 8045	P 8045Y	ATE 23334 16.5	P 8095	P8095Y	
320 V6	98-02	BRE 23271 17.5	P 8045	P 8045Y	ATE 23078 16.0	P 8385	P8385Y	
350 V6 /4-matic	03-05	BRE 23271 17.5	P 8045	P 8045Y	ATE 23334 16.5	P 8095	P8095Y	
400 CDI	00-02	BRE 23271 17.5	P 8045	P 8045Y	ATE 23078 16.0	P 8385	P8385Y	
400 CDI	02-05	BRE 23271 17.5	P 8045	P 8045Y	ATE 23334 16.5	P 8095	P8095Y	
430 V8					ATE 23334 16.5	P 8095	P8095Y	
430 V8	98-02	BRE 23271 17.5	P 8045	P 8045Y	ATE 23078 16.0	P 8385	P8385Y	
430 V8 /4-matic	02-03	BRE 23271 17.5	P 8045	P 8045Y	ATE 23334 16.5	P 8095	P8095Y	
500 V8	02-03	BRE 23271 17.5	P 8045	P 8045Y	ATE 23334 16.5	P 8095	P8095Y	
500 V8	03-05				ATE 23334 16.5	P 8095	P8095Y	
500 V8	98-02	BRE 23271 17.5	P 8045	P 8045Y	ATE 23078 16.0	P 8385	P8385Y	
Classe V (638)								
200	97-98	ATE 21576 20.5	P 4905	P 4905Y	ATE 21904 17.0	P 4245		
200	98-03	BCH 23022 20.5	P 8145	P 8145Y	BCH 23020 18.0	P 8155	P8155Y	
200 CDI	99-03	BCH 23022 20.5	P 8145	P 8145Y	BCH 23020 18.0	P 8155	P8155Y	
220 CDI	99-03	BCH 23022 20.5	P 8145	P 8145Y	BCH 23020 18.0	P 8155	P8155Y	
230	96-98	ATE 21576 20.5	P 4905	P 4905Y	ATE 21904 17.0	P 4245		
230	98-03	BCH 23022 20.5	P 8145	P 8145Y	BCH 23020 18.0	P 8155	P8155Y	
230 TD	96-98	ATE 21576 20.5	P 4905	P 4905Y	ATE 21904 17.0	P 4245		
230 TD	98-99	BCH 23022 20.5	P 8145	P 8145Y	BCH 23020 18.0	P 8155	P8155Y	
280 V6	97-98	ATE 21576 20.5	P 4905	P 4905Y	ATE 21904 17.0	P 4245		
280 V6	98-03	BCH 23022 20.5	P 8145	P 8145Y	BCH 23020 18.0	P 8155	P8155Y	
G (460)								
200 GE /Cabrio	86-89	PER 21186 18.0	P 2416					
200 GE /Cabrio	86-91	PER 20784 18.0	P 2415	P 241.13Y				
230 G /Cabrio	79-82	PER 20784 18.0	P 2415	P 241.13Y				
230 G /Cabrio	79-82	PER 21186 18.0	P 2416					
230 GE /Cabrio	82-89	PER 21186 18.0	P 2416					
230 GE /Cabrio	82-91	PER 20784 18.0	P 2415	P 241.13Y				
240 GD /Cabrio	79-87	PER 21186 18.0	P 2416					
240 GD /Cabrio	79-87	PER 20784 18.0	P 2415	P 241.13Y				
250 GD /Cabrio /Van	87-89	PER 21186 18.0	P 2416					
250 GD /Cabrio /Van	87-92	PER 20784 18.0	P 2415	P 241.13Y				
G (460)								
280 GE /Cabrio	79-89	PER 21186 18.0	P 2416					
280 GE /Cabrio	79-91	PER 20784 18.0	P 2415	P 241.13Y				
300 GD /Cabrio /Van	79-89	PER 21186 18.0	P 2416					
300 GD /Cabrio /Van	79-91	PER 20784 18.0	P 2415	P 241.13Y				
G (463)								
200 GE	89-94	PER 20784 18.0	P 2415	P 241.13Y				
230 GE /Cabrio	90-97	PER 20784 18.0	P 2415	P 241.13Y				
250 GD /Cabrio	89-92	PER 20784 18.0	P 2415	P 241.13Y				
300 GD /Cabrio	90-94	PER 20784 18.0	P 2415	P 241.13Y				
300 GE /Cabrio	89-97	PER 20784 18.0	P 2415	P 241.13Y				
350 GD Turbo /Cabrio	91-96	PER 20784 18.0	P 2415	P 241.13Y				
500 GE	93-94	PER 20784 18.0	P 2415	P 241.13Y				
G 270 CDI /Cabrio	01-	PER 20784 18.0	P 2415	P 241.13Y	BCH 23021 18.5	P 8135	P8135Y	



* Con segnalatori/ with wear device / avec avertisseurs

		KIT ANTERIORE / FRONT / AVANT			KIT POSTERIORE / REAR / ARRIERE		
		SYST./MVA/SP.	CODICE P.N. - Ref.	*	SYST./MVA/SP.	CODICE P.N. - Ref.	*
G 300 TD /Cabrio	96-97	PER 20784 18.0	P 2415	P 241.13Y			
G 300 TD /Cabrio	97-98	PER 20784 18.0	P 2415	P 241.13Y	ATE 21592 18.5	P 5455	P5455Y
G 300 TD /Cabrio	98-01	PER 20784 18.0	P 2415	P 241.13Y	BCH 23021 18.5	P 8135	P8135Y
G 320 /Cabrio	94-97	PER 20784 18.0	P 2415	P 241.13Y			
G 320 /Cabrio	97-98	PER 20784 18.0	P 2415	P 241.13Y	ATE 21592 18.5	P 5455	P5455Y
G 320 /Cabrio	98-	PER 20784 18.0	P 2415	P 241.13Y	BCH 23021 18.5	P 8135	P8135Y
G 320 CDI	06-	PER 20784 18.0	P 2415	P 241.13Y	BCH 23021 18.5	P 8135	P8135Y
G 36 AMG	95-97	PER 20784 18.0	P 2415	P 241.13Y	ATE 21592 18.5	P 5455	P5455Y
G 400 CDI /Cabrio	01-	PER 20784 18.0	P 2415	P 241.13Y	BCH 23021 18.5	P 8135	P8135Y
G 500	94-98	PER 20784 18.0	P 2415	P 241.13Y	ATE 21592 18.5	P 5455	P5455Y
G 500	98-	PER 20784 18.0	P 2415	P 241.13Y	BCH 23021 18.5	P 8135	P8135Y
G 55 AMG /Cabrio	99-	PER 20784 18.0	P 2415	P 241.13Y	BCH 23021 18.5	P 8135	P8135Y
ML (163)							
230	98-99	KH 23193 16.5	P 8105		KH 23191 16.5	P 8115	
230 (from/da A289559/X754620)	01-05	BRE 23271 17.5	P 8045	P 8046Y	BRE 23157 16.0	P 8055	P8055Y
230 (up to/fino a A289558/X754619)	99-01	KH 23193 16.5	P 8105		KH 23718 16.5	P 8116	P8116Y
270 CDI (from/da A289559/X754620)	01-05	BRE 23271 17.5	P 8045	P 8046Y	BRE 23157 16.0	P 8055	P8055Y
270 CDI (up to/fino a A289558/X754619)	99-01	KH 23193 16.5	P 8105		KH 23718 16.5	P 8116	P8116Y
320 V6	98-99	KH 23193 16.5	P 8105		KH 23191 16.5	P 8115	
320 V6 (from/da A289559/X754620)	01-03	BRE 23271 17.5	P 8045	P 8046Y	BRE 23157 16.0	P 8055	P8055Y
320 V6 (up to/fino a A289558/X754619)	99-01	KH 23193 16.5	P 8105		KH 23718 16.5	P 8116	P8116Y
350 V6	02-05	BRE 23271 17.5	P 8045	P 8046Y	BRE 23157 16.0	P 8055	P8055Y
400 CDI	01-05	BRE 23271 17.5	P 8045	P 8046Y	BRE 23157 16.0	P 8055	P8055Y
430 V8	98-05	BRE 23271 17.5	P 8045	P 8046Y	BRE 23157 16.0	P 8055	P8055Y
500 V8	01-05	BRE 23271 17.5	P 8045	P 8046Y	BRE 23157 16.0	P 8055	P8055Y
55 AMG	00-05	BRE 23271 17.5	P 8045	P 8046Y	BRE 23157 16.0	P 8055	P8055Y
ML (164)							
280 CDI	05-	ATE 23925 20.5	P 9115	P 9115Y	ATE 23924 16.5	P 8096	P8096Y
320 CDI	05-	ATE 23925 20.5	P 9115	P 9115Y	ATE 23924 16.5	P 8096	P8096Y
350 V6	05-	ATE 23925 20.5	P 9115	P 9115Y	ATE 23924 16.5	P 8096	P8096Y
420 CDI	06-	ATE 23925 20.5	P 9115	P 9115Y	ATE 23924 16.5	P 8096	P8096Y
500 V8	05-				ATE 23924 16.5	P 8096	P8096Y
VANEO (414)							
1.6i	02-	GIR 23070 19.5	P 5446	P 5446Y	GIR 23138 14.5	P 8065	
1.7 CDI	02-	GIR 23070 19.5	P 5446	P 5446Y	GIR 23138 14.5	P 8065	
1.9i	02-	GIR 23070 19.5	P 5446	P 5446Y	GIR 23138 14.5	P 8065	
MINI ONE - MINI COOPER							
1.4 D	03-07	ATE 23281 18.0	P 7965	P 7965Y	ATE 23716 16.5	P 7975	P7975Y
1.6i 16V /Cabrio	01-07	ATE 23281 18.0	P 7965	P 7965Y	ATE 23716 16.5	P 7975	P7975Y
1.6i 16V Turbo /Cabrio	02-07	ATE 23281 18.0	P 7965	P 7965Y	ATE 23716 16.5	P 7975	P7975Y
1.6i 16V Turbo Works (155 KW 210 HP)/Cabrio	03-07	GIR 23985 18.0	P10095	P10095Y	ATE 23716 16.5	P 7975	P7975Y
MINI ONE - MINI COOPER							
1.4i 16V	07-	GIR 23916 17.5	P 9055		GIR 24290 17.0	P10105	
1.6 D /SW Clubman	07-	GIR 23916 17.5	P 9055		GIR 24290 17.0	P10105	
1.6i 16V /SW Clubman	07-	GIR 23916 17.5	P 9055		GIR 24290 17.0	P10105	
1.6i 16V Turbo S /SW Clubman	07-	GIR 23985 18.0	P10095		GIR 24290 17.0	P10105	
MITSUBISHI							
CARISMA (DA)							
1.3i 16V	99-04	GIR 21982 17.0	P 5205		GIR 21861 17.0	P 5815	
1.6i 16V	00-04	GIR 21982 17.0	P 5205		GIR 21861 17.0	P 5815	
1.6i 16V	99-00	GIR 21920 15.5	P 4505		GIR 21861 17.0	P 5815	
1.6i 16V (66 KW 90 HP)	95-99	GIR 23080 15.0	P 4845				
1.6i 16V (73 KW 99 HP)	97-99	GIR 23080 15.0	P 4845		AKE 21872 14.0	P 6365	
1.8i 16V	95-99	GIR 21920 15.5	P 4505		AKE 21872 14.0	P 6365	
1.8i 16V GDI	97-99	GIR 21920 15.5	P 4505		AKE 21872 14.0	P 6365	
1.8i 16V GDI	99-04	GIR 21982 17.0	P 5205		GIR 21861 17.0	P 5815	
1.9 DI-D	00-04	GIR 21982 17.0	P 5205		GIR 21861 17.0	P 5815	
1.9 TD	96-99	GIR 23080 15.0	P 4845				
1.9 TD	99-00	GIR 21920 15.5	P 4505		GIR 21861 17.0	P 5815	
COLT VI (CZ)							
1.1i 12V	04-	GIR 21920 17.5	P 4506				
1.3i 16V	04-	GIR 21920 17.5	P 4506				
1.5 DI-D	04-	GIR 21920 17.5	P 4506				
1.5i 16V /Cabrio	04-	GIR 21920 17.5	P 4506		GIR 21861 17.0	P 5815	
1.5i 16V Turbo /Cabrio	05-	GIR 21982 17.0	P 5205		GIR 21861 17.0	P 5815	
GALANT VI (EA)							
2.0 TDI /Station Wagon	00-02	AKE 21363 16.0	P 3615		AKE 21706 15.5	P 6385	
2.0 TDI /Station Wagon	02-04	SUM 23584 16.0	P 7225		AKE 21706 15.5	P 6385	
2.0 TDI /Station Wagon	96-00	AKE 21647 15.0	P 4585		AKE 21706 15.5	P 6385	
2.0 TDI /Station Wagon	96-00	AKE 21363 16.0	P 3615		AKE 21706 15.5	P 6385	
2.0i 16V /Station Wagon	00-02	AKE 21363 16.0	P 3615		AKE 21706 15.5	P 6385	
2.0i 16V /Station Wagon	02-04	SUM 23584 16.0	P 7225		AKE 21706 15.5	P 6385	
2.0i 16V /Station Wagon	96-00	AKE 21363 16.0	P 3615		AKE 21706 15.5	P 6385	
2.0i 16V /Station Wagon	96-00	AKE 21647 15.0	P 4585		AKE 21706 15.5	P 6385	
2.4 GDI /Station Wagon	02-04	SUM 23584 16.0	P 7225		AKE 21706 15.5	P 6385	
2.4 GDI /Station Wagon	99-02	AKE 21363 16.0	P 3615		AKE 21706 15.5	P 6385	
2.5i V6 /Station Wagon	02-04	SUM 23584 16.0	P 7225		AKE 21706 15.5	P 6385	

* Con segnalatori/ with wear device / avec avertisseurs

		KIT ANTERIORE / FRONT / AVANT			KIT POSTERIORE / REAR / ARRIERE		
		SYST./MVA/SP.	CODICE P.N. - Ref.	*	SYST./MVA/SP.	CODICE P.N. - Ref.	*
2.5i V6 /Station Wagon	96-00	AKE 21647 15.0	P 4585		AKE 21706 15.5	P 6385	
2.5i V6 /Station Wagon	96-02	AKE 21363 16.0	P 3615		AKE 21706 15.5	P 6385	
3.0i V6 /Station Wagon	02-04	SUM 23584 16.0	P 7225		AKE 21706 15.5	P 6385	
3.0i V6 /Station Wagon	96-02	AKE 21363 16.0	P 3615		AKE 21706 15.5	P 6385	
LANCER VII							
1.3i 16V	03-	SUM 23584 16.0	P 7225		AKE 24015 15.5	P 9785	
1.3i 16V (with rear drum)	03-	SUM 24291 16.0	P 9775				
1.6i 16V	03-	SUM 23584 16.0	P 7225		AKE 24015 15.5	P 9785	
1.6i 16V (with rear drum)	03-	SUM 24291 16.0	P 9775				
2.0i 16V	03-	SUM 23584 16.0	P 7225		AKE 24015 15.5	P 9785	
OUTLANDER							
2.0i 16V	03-07	AKE 21363 16.0	P 3615		AKE 24015 15.5	P 9785	
2.4i 16V	03-07	AKE 21363 16.0	P 3615		AKE 24015 15.5	P 9785	
OUTLANDER							
2.0 DI-D	07-	AKE 21363 16.0	P 3615		AKE 23582 15.5	P 6405	
2.0i 16V	07-	AKE 21363 16.0	P 3615		AKE 23582 15.5	P 6405	
2.2 DI-D	08-	AKE 21363 16.0	P 3615		AKE 23582 15.5	P 6405	
2.4i 16V	07-	AKE 21363 16.0	P 3615		AKE 23582 15.5	P 6405	
PAJERO I (L04-L14)							
2.3 D-TD	83-87	SUM 20047 15.5	P 3395				
2.3 D-TD	87-91	SUM 21373 17.0	P 3425				
2.5 TD	83-87	SUM 20047 15.5	P 3395				
2.5 TD	87-91	SUM 21373 17.0	P 3425				
2.6	83-87	SUM 20047 15.5	P 3395				
2.6	87-91	SUM 21373 17.0	P 3425				
3.0i V6	88-91	SUM 21373 17.0	P 3425				
PAJERO II (V2-V4)							
2.4i	91-00	AKE 21363 16.0	P 3615		AKE 21840 14.5	P 3795	
2.5 TD	91-00	AKE 21363 16.0	P 3615		AKE 21840 14.5	P 3795	
2.8 TD	91-00	AKE 21363 16.0	P 3615		AKE 21840 14.5	P 3795	
3.0i V6	91-00	AKE 21363 16.0	P 3615		AKE 21840 14.5	P 3795	
3.5i V6	91-00	AKE 21363 16.0	P 3615		AKE 21840 14.5	P 3795	
PAJERO III (V60)							
2.4i 16V	01-07	SUM 23488 15.5	P 6395		AKE 23582 15.5	P 6405	
2.5 TDI	01-07	SUM 23488 15.5	P 6395		AKE 23582 15.5	P 6405	
3.2 DI-D	00-07	SUM 23488 15.5	P 6395		AKE 23582 15.5	P 6405	
3.5i GDI V6 24V	00-07	SUM 23488 15.5	P 6395		AKE 23582 15.5	P 6405	
PAJERO IV (V80-V90)							
3.2 DI-D (V80 3 doors/3 porte)	07-	SUM 23488 15.5	P 6395		AKE 23582 15.5	P 6405	
3.2 DI-D (V90 5 doors/5 porte)	07-	SUM 24024 17.0	P 6955		SUM SUM 15.5	P 6725	
3.8i V6 24V (V80 3 doors/3 porte)	07-	SUM 23488 15.5	P 6395		AKE 23582 15.5	P 6405	
3.8i V6 24V (V90 5 doors/5 porte)	07-	SUM 24024 17.0	P 6955		SUM 21947 15.5	P 6725	
PAJERO SPORT (K90)							
2.5 TD	98-	AKE 21363 16.0	P 3615		SUM 23593 15.0	P 7255	
3.0i V6	98-	AKE 21363 16.0	P 3615		SUM 23593 15.0	P 7255	
3.8i V6	02-	AKE 21363 16.0	P 3615		SUM 23593 15.0	P 7255	
1.5	89-95	AKE 21012 15.0	P 3086				
NISSAN							
ALMERA (N16)							
1.5 dCi	02-04	GIR 23093 17.0	P 5395		GIR 21545 15.5	P 4325	
1.5 dCi NEW	04-07	AKE NO 15.5	P10515		AKE 21715 16.0	P 4256	
1.5i 16V	00-04	GIR 23093 17.0	P 5395		GIR 21545 15.5	P 4325	
1.5i 16V NEW	04-07	AKE NO 15.5	P10515		AKE 21715 16.0	P 4256	
1.8i 16V	00-04	GIR 23093 17.0	P 5395		GIR 21545 15.5	P 4325	
1.8i 16V NEW	04-07	AKE NO 15.5	P10515		AKE 21715 16.0	P 4256	
2.0i 16V	02-04	GIR 23093 17.0	P 5395		GIR 21545 15.5	P 4325	
2.0i 16V NEW	04-07	AKE NO 15.5	P10515		AKE 21715 16.0	P 4256	
2.2 16V TDI	00-03	GIR 23093 17.0	P 5395		GIR 21545 15.5	P 4325	
2.2 dCi	03-04	GIR 23093 17.0	P 5395		GIR 21545 15.5	P 4325	
2.2 dCi NEW	04-07	AKE NO 15.5	P10515		AKE 21715 16.0	P 4256	
ALMERA TINO (V10)							
1.8i 16V	00-	GIR 23094 16.5	P 7055		GIR 21545 15.5	P 4325	
2.0i 16V CVT	00-	GIR 23094 16.5	P 7055		GIR 21545 15.5	P 4325	
2.2 16V TDI	00-03	GIR 23094 16.5	P 7055		GIR 21545 15.5	P 4325	
2.2 dCi	03-	GIR 23094 16.5	P 7055		GIR 21545 15.5	P 4325	
MICRA (K11)							
1.0i 16V	92-02	AKE 21626 15.5	P 3725				
1.0i 16V (Abs)	92-00	AKE 21626 15.5	P 3725		SUM 23454 15.0	P 9835	
1.3i 16V	92-00	AKE 21626 15.5	P 3725				
1.3i 16V (Abs)	92-00	AKE 21626 15.5	P 3725		SUM 23454 15.0	P 9835	
1.4i 16V	00-02	AKE 21626 15.5	P 3725				
1.5 D	98-02	AKE 21626 15.5	P 3725				
1.5 D (Abs)	98-00	AKE 21626 15.5	P 3725		SUM 23454 15.0	P 9835	
MICRA (K12)							
1.0i 16V	02-	GIR 23973 17.5	P 7265				
1.2i 16V	02-	GIR 23973 17.5	P 7265				
1.4i 16V /C+C	02-	GIR 23973 17.5	P 7265				
1.5 dCi	02-	GIR 23973 17.5	P 7265				

* Con segnalatori/ with wear device / avec avertisseurs

		KIT ANTERIORE / FRONT / AVANT			KIT POSTERIORE / REAR / ARRIERE		
		SYST./MVA/SP.	CODICE P.N. - Ref.	*	SYST./MVA/SP.	CODICE P.N. - Ref.	*
1.6i 16V /160R /C+C	05-	GIR 23973 17.5	P 7265				
NOTE							
1.4i 16V	06-	GIR 23973 17.5	P 7265				
1.5 dCi (50 KW 68 HP)	06-	GIR 23973 17.5	P 7265				
1.5 dCi (63 KW 86 HP)	06-	GIR 23973 17.5	P 7265		GIR 20961 16.0	P 3277	
1.6i 16V	06-	GIR 23973 17.5	P 7265		GIR 20961 16.0	P 3277	
PATROL (160)							
2.8	79-88	SUM 20863 16.5	P 3375				
3.3 D-TD	79-88	SUM 20863 16.5	P 3375				
PATROL (260)							
2.8	88-98	SUM 20972 16.5	P 3376				
3.3 D-TD	88-98	SUM 20972 16.5	P 3376				
PATROL GR I (Y60)							
2.8 TD	88-97	SUM 20863 16.5	P 3375		AKE 20098 19.0	P 6495	
4.2 D	88-97	SUM 20863 16.5	P 3375				
4.2i	88-97	SUM 23565 18.0	P 7365		AKE 20098 19.0	P 6495	
PATROL GR II (Y61)							
2.8 TD	97-00	SUM 23611 18.5	P 6475		SUM 23502 16.0	P 5385	
3.0 TD Di	00-	SUM 23611 18.5	P 6475		SUM 23502 16.0	P 5385	
4.2 TD	97-	SUM 23611 18.5	P 6475		SUM 23502 16.0	P 5385	
4.5i	97-00	SUM 23611 18.5	P 6475		SUM 23502 16.0	P 5385	
4.8i	00-	SUM 23611 18.5	P 6475		SUM 23502 16.0	P 5385	
PICK-UP (D21)							
2.4i /4wd	86-98	AKE 21119 17.0	P 2936				
2.4i /4wd	86-98	AKE 21099 17.0	P 2935				
2.5 D /4wd	86-98	AKE 21099 17.0	P 2935				
2.5 D /4wd	86-98	AKE 21119 17.0	P 2936				
2.7 D /4wd	86-98	AKE 21099 17.0	P 2935				
2.7 D /4wd	86-98	AKE 21119 17.0	P 2936				
3.0i V6 /4wd	86-98	SUM 21349 17.0	P 3346				
PICK-UP (D22)							
2.4i /4wd	02-05	SUM 23970 17.0	P 8525				
2.5 D-TD /4wd	98-02	SUM 21349 17.0	P 3346				
2.5 Di /4wd	02-05	SUM 23970 17.0	P 8525				
3.2 D /4wd	02-05	SUM 23970 17.0	P 8525				
3.2 D /4wd	98-02	SUM 21349 17.0	P 3346				
2.4i /4wd	98-02	SUM 21349 17.0	P 3346				
PRIMERA (P10)							
1.6i 16V	90-96	SUM 21280 16.0	P 4095		GIR 21545 15.5	P 4325	
1.6i 16V (Abs)	90-96	GIR 21546 16.5	P 3505		GIR 21545 15.5	P 4325	
2.0 D	90-96	GIR 21546 16.5	P 3505		GIR 21545 15.5	P 4325	
2.0i 16V	90-96	GIR 21546 16.5	P 3505		GIR 21545 15.5	P 4325	
PRIMERA (P11 Mk III)							
1.6i 16V	99-02	GIR 23093 17.0	P 5395		GIR 21545 15.5	P 4325	
1.8i 16V	99-02	GIR 23093 17.0	P 5395		GIR 21545 15.5	P 4325	
2.0 TD	99-02	GIR 23093 17.0	P 5395		GIR 21545 15.5	P 4325	
2.0i 16V	99-02	ATE 23159 17.0	P 7305		GIR 21545 15.5	P 4325	
PRIMERA (P11)							
1.6i 16V	96-99	GIR 21546 16.5	P 3505		GIR 21545 15.5	P 4325	
2.0 D	96-99	GIR 21546 16.5	P 3505		GIR 21545 15.5	P 4325	
2.0 TD (14" wheels)	96-99	GIR 21546 16.5	P 3505		GIR 21545 15.5	P 4325	
2.0 TD (15" wheels)	96-99	GIR 23093 17.0	P 5395		GIR 21545 15.5	P 4325	
2.0i 16V (14" wheels)	96-99	GIR 21546 16.5	P 3505		GIR 21545 15.5	P 4325	
2.0i 16V (15" wheels)	96-99	GIR 23093 17.0	P 5395		GIR 21545 15.5	P 4325	
2.0i 16V GT		GIR 23093 17.0	P 5395		GIR 21545 15.5	P 4325	
PRIMERA (P12)							
1.6i 16V	02-	GIR 23094 16.5	P 7055		ATE 23483 16.5	P 5715	
1.8i 16V	02-	GIR 23094 16.5	P 7055		ATE 23483 16.5	P 5715	
1.9 dCi	03-	GIR 23094 16.5	P 7055		ATE 23483 16.5	P 5715	
2.0i 16V	02-	GIR 23094 16.5	P 7055		ATE 23483 16.5	P 5715	
2.2 dCi	03-	GIR 23094 16.5	P 7055		ATE 23483 16.5	P 5715	
2.2 TD DI	02-03	GIR 23094 16.5	P 7055		ATE 23483 16.5	P 5715	
PRIMERA (W10)							
1.6i 16V Station Wagon	90-96	SUM 21526 17.0	P 4225		AKE 21713 16.0	P 4255	
2.0 D Station Wagon	90-96	SUM 21526 17.0	P 4225		AKE 21713 16.0	P 4255	
2.0i 16V Station Wagon	90-96	SUM 21526 17.0	P 4225		AKE 21713 16.0	P 4255	
PRIMERA (WP11 Mk III)							
1.6i 16V Station Wagon	99-02	GIR 23093 17.0	P 5395		GIR 21545 15.5	P 4325	
1.8i 16V Station Wagon	99-02	GIR 23093 17.0	P 5395		GIR 21545 15.5	P 4325	
2.0 TD Station Wagon	99-02	GIR 23093 17.0	P 5395		GIR 21545 15.5	P 4325	
2.0i 16V Station Wagon	99-02	ATE 23159 17.0	P 7305		GIR 21545 15.5	P 4325	
PRIMERA (WP11)							
1.6i 16V Station Wagon	96-99	GIR 21546 16.5	P 3505		GIR 21545 15.5	P 4325	
2.0 D Station Wagon	96-99	GIR 21546 16.5	P 3505		GIR 21545 15.5	P 4325	
2.0 TD Station Wagon (14" wheels)	96-99	GIR 21546 16.5	P 3505		GIR 21545 15.5	P 4325	
2.0 TD Station Wagon (15" wheels)	96-99	GIR 23093 17.0	P 5395		GIR 21545 15.5	P 4325	
2.0i 16V Station Wagon (14" wheels)	96-99	GIR 21546 16.5	P 3505		GIR 21545 15.5	P 4325	
2.0i 16V Station Wagon (15" wheels)	96-99	GIR 23093 17.0	P 5395		GIR 21545 15.5	P 4325	

* Con segnalatori/ with wear device / avec avertisseurs

		KIT ANTERIORE / FRONT / AVANT			KIT POSTERIORE / REAR / ARRIERE		
		SYST./MVA/SP.	CODICE P.N. - Ref.	*	SYST./MVA/SP.	CODICE P.N. - Ref.	*
PRIMERA (WP12)							
1.6i 16V Station Wagon	02-	GIR 23094 16.5	P 7055		ATE 23483 16.5	P 5715	
1.8i 16V Station Wagon	02-	GIR 23094 16.5	P 7055		ATE 23483 16.5	P 5715	
1.9 dCi Station Wagon	03-	GIR 23094 16.5	P 7055		ATE 23483 16.5	P 5715	
2.0i 16V Station Wagon	02-	GIR 23094 16.5	P 7055		ATE 23483 16.5	P 5715	
2.2 dCi Station Wagon	03-	GIR 23094 16.5	P 7055		ATE 23483 16.5	P 5715	
2.2 TD DI Station Wagon	02-03	GIR 23094 16.5	P 7055		ATE 23483 16.5	P 5715	
QASHQAI							
1.5 dCi NEW	06-	SUM NO 17.0	P10335		SUM 23871 14.5	P 8535	
1.6i 16V NEW	06-	SUM NO 17.0	P10335		SUM 23871 14.5	P 8535	
2.0 dCi /4wd NEW	06-	SUM NO 17.0	P10335		SUM 23871 14.5	P 8535	
2.0i 16V /4wd NEW	06-	SUM NO 17.0	P10335		SUM 23871 14.5	P 8535	
SERENA (C23)							
1.6i 16V	93-	GIR 21481 15.5	P 4315				
2.0 D	92-	GIR 21481 15.5	P 4315				
2.0i 16V	92-	GIR 21481 15.5	P 4315				
2.3 D	95-	GIR 21481 15.5	P 4315				
2.4i	94-	GIR 21481 15.5	P 4315				
SUNNY (140Y-150Y)							
1.4 /Station Wagon	77-82	SUM 20391 14.5	P 7275				
1.5 /Station Wagon	79-82	SUM 20391 14.5	P 7275				
SUNNY (B11)							
1.3 Coupe/Station Wagon	82-86	SUM 20958 16.0	P 4366				
1.5 Coupe/Station Wagon	82-86	SUM 20958 16.0	P 4366				
1.7 D /Station Wagon	82-86	AKE 20718 14.5	P 4795				
SUNNY (B12/N13)							
1.3i	86-91	SUM 20958 16.0	P 4366				
1.4i	88-91	SUM 20958 16.0	P 4366				
1.6i /Coupe'	86-91	SUM 20958 16.0	P 4366				
1.6i /Coupe'	86-91	SUM 20958 16.0	P 4366				
1.6i 16V GTI /Coupe'	86-91	AKE 21344 16.0	P 4645		SUM 21734 14.0	P 6425	
1.6i 16V GTI /Coupe'	86-91	AKE 21346 16.0	P 4646		SUM 21734 14.0	P 6425	
1.6i 4wd /Station Wagon	86-91	AKE 21346 16.0	P 4646				
1.6i 4wd /Station Wagon	86-91	AKE 21344 16.0	P 4645				
1.6i 4wd /Station Wagon	86-91	AKE 21344 16.0	P 4645				
1.6i 4wd /Station Wagon	86-91	AKE 21346 16.0	P 4646				
1.6i Station Wagon	86-91	AKE 21346 16.0	P 4646				
1.6i Station Wagon	86-91	AKE 21346 16.0	P 4646				
1.6i Station Wagon	86-91	AKE 21344 16.0	P 4645				
1.6i Station Wagon	86-91	AKE 21344 16.0	P 4645				
1.7 D	86-91	SUM 20958 16.0	P 4366				
1.7 D Station Wagon	86-91	AKE 21344 16.0	P 4645				
1.7 D Station Wagon	86-91	AKE 21346 16.0	P 4646				
1.8i 16V GTI /Coupe'	86-91	AKE 21344 16.0	P 4645		SUM 21734 14.0	P 6425	
1.8i 16V GTI /Coupe'	86-91	AKE 21346 16.0	P 4646		SUM 21734 14.0	P 6425	
SUNNY (N14)							
1.4i	91-96	SUM 21657 16.5	P 4805				
1.4i	91-96	SUM 21659 16.5	P 4806				
1.6i	91-96	SUM 21657 16.5	P 4805				
1.6i	91-96	SUM 21659 16.5	P 4806				
2.0 D	91-96	SUM 21657 16.5	P 4805				
2.0 D	91-96	SUM 21659 16.5	P 4806				
2.0i 16V	91-96	SUM 21386 15.0	P 7295		AKE 21715 16.0	P 4256	
2.0i 16V Turbo 4wd	91-96	SUM 21386 15.0	P 7295		AKE 21715 16.0	P 4256	
TERRANO I (WD21)							
2.4i	86-92	SUM 21349 17.0	P 3346				
2.4i	92-93	SUM 21347 17.0	P 3345				
2.4i (Abs)	86-92	SUM 21349 17.0	P 3346		AKE NO 16.0	P 6485	
2.4i (Abs)	92-93	SUM 21347 17.0	P 3345		AKE NO 16.0	P 6485	
2.7 TD	89-92	SUM 21349 17.0	P 3346				
2.7 TD	92-93	SUM 21347 17.0	P 3345				
2.7 TD (Abs)	89-92	SUM 21349 17.0	P 3346		AKE NO 16.0	P 6485	
2.7 TD (Abs)	92-93	SUM 21347 17.0	P 3345		AKE NO 16.0	P 6485	
3.0i V6	90-92	SUM 21349 17.0	P 3346		AKE NO 16.0	P 6485	
3.0i V6	92-93	SUM 21347 17.0	P 3345		AKE NO 16.0	P 6485	
TERRANO II (R20)							
2.4i	93-	GIR 21481 15.5	P 4315				
2.7 TD-TDI	93-	GIR 21481 15.5	P 4315				
3.0 TDI	02-	GIR 21481 15.5	P 4315				
X-TRAIL (T30)							
2.0i 16V	01-07	SUM 23422 16.5	P 6465		SUM 23871 14.5	P 8535	
2.2 dCi	04-07	SUM 23422 16.5	P 6465		SUM 23871 14.5	P 8535	
2.2 TD DI	01-04	SUM 23422 16.5	P 6465		SUM 23871 14.5	P 8535	
2.5i 16V	03-07	SUM 23422 16.5	P 6465		SUM 23871 14.5	P 8535	
X-TRAIL (T31)							
2.0 dCi (110 KW 150 HP) NEW	07-	SUM NO 17.0	P10335		SUM 23871 14.5	P 8535	
2.0 dCi (127 KW 173 HP) NEW	07-	SUM NO 17.0	P10335		SUM 23871 14.5	P 8535	
2.0i 16V NEW	07-	SUM NO 17.0	P10335		SUM 23871 14.5	P 8535	

* Con segnalatori/ with wear device / avec avertisseurs

		KIT ANTERIORE / FRONT / AVANT			KIT POSTERIORE / REAR / ARRIERE		
		SYST./MVA/SP.	CODICE P.N. - Ref.	*	SYST./MVA/SP.	CODICE P.N. - Ref.	*
2.5i 16V NEW	07-	SUM NO 17.0	P10335		SUM 23871 14.5	P 8535	
PATROL (160)							
2.8	79-88	SUM 20863 16.5	P 3375				
3.3 D-TD	79-88	SUM 20863 16.5	P 3375				
PATROL (260)							
2.8	88-98	SUM 20972 16.5	P 3376				
3.3 D-TD	88-98	SUM 20972 16.5	P 3376				
PATROL GR I (Y60)							
2.8 TD	88-97	SUM 20863 16.5	P 3375		AKE 20098 19.0	P 6495	
4.2 D	88-97	SUM 20863 16.5	P 3375				
4.2i	88-97	SUM 23565 18.0	P 7365		AKE 20098 19.0	P 6495	
TERRANO I (WD21)							
3.0i V6	90-92	SUM 21349 17.0	P 3346		AKE NO 16.0	P 6485	
3.0i V6	92-93	SUM 21347 17.0	P 3345		AKE NO 16.0	P 6485	
TERRANO II (R20)							
2.4i	93-	GIR 21481 15.5	P 4315				
2.7 TD-TDI	93-	GIR 21481 15.5	P 4315				
3.0 TDI	02-	GIR 21481 15.5	P 4315				
OPEL							
AGILA A (H00)							
1.0i 12V	00-03	BCH 23253 16.0	P 5735				
1.0i 12V NEW	03-08	BCH 23607 16.0	P 5736				
1.2i 16V	00-03	BCH 23253 16.0	P 5735				
1.2i 16V NEW	03-08	BCH 23607 16.0	P 5736				
1.3 CDTI NEW	03-08	BCH 23607 16.0	P 5736				
ASTRA F							
1.4i /Station Wagon/Cabrio	91-97	ATE 20547 17.0	P 3045	P 3045Y			
1.4i 16V /Station Wagon/Cabrio	96-97	ATE 20547 17.0	P 3045	P 3045Y			
1.4i 16V /SW/Cabrio (reinforced version)	96-97	ATE 21862 18.0	P 4425	P 4426Y			
1.6i /Station Wagon	91-97	ATE 20547 17.0	P 3045	P 3045Y			
1.6i 16V /Station Wagon	94-97	ATE 20547 17.0	P 3045	P 3045Y			
1.6i 16V /Station Wagon (reinforc.version)	94-97	ATE 21862 18.0	P 4425	P 4426Y			
1.7 D-TD /Station Wagon	91-97	ATE 20547 17.0	P 3045	P 3045Y			
1.7 D-TD /SW (reinforced version)	91-94	ATE 21201 18.0	P 3445	P 3446Y			
1.7 D-TD /SW (reinforced version)	94-97	ATE 21862 18.0	P 4425	P 4426Y			
1.8i /Station Wagon	91-97	ATE 20547 17.0	P 3045	P 3045Y			
1.8i 16V /Station Wagon/Cabrio	91-94	ATE 21201 18.0	P 3445	P 3446Y	ATE 21140 15.5	P 3685	
1.8i 16V /Station Wagon/Cabrio	94-97	ATE 21862 18.0	P 4425	P 4426Y	ATE 21140 15.5	P 3685	
2.0i /Station Wagon/Cabrio	91-94	ATE 21201 18.0	P 3445	P 3446Y	ATE 21140 15.5	P 3685	
2.0i /Station Wagon/Cabrio	94-97	ATE 21862 18.0	P 4425	P 4426Y	ATE 21140 15.5	P 3685	
2.0i 16V /Station Wagon	91-94	ATE 21201 18.0	P 3445	P 3446Y	ATE 21140 15.5	P 3685	
2.0i 16V /Station Wagon	94-97	ATE 21862 18.0	P 4425	P 4426Y	ATE 21140 15.5	P 3685	
ASTRA G							
1.2i 16V /Station Wagon	02-04	ATE 23063 17.0	P 4915				
1.2i 16V /Station Wagon	97-02	ATE 23063 17.0	P 4915				
1.2i 16V /Station Wagon (Abs)	02-04	ATE 23063 17.0	P 4915		GIR 23654 15.0	P 7835	
1.4i 16V /Station Wagon	02-04	ATE 23063 17.0	P 4915				
1.4i 16V /Station Wagon	97-02	ATE 23063 17.0	P 4915				
1.4i 16V /Station Wagon (Abs)	02-04	ATE 23063 17.0	P 4915		GIR 23654 15.0	P 7835	
1.6i 16V /Station Wagon/Cabrio	02-04	ATE 23063 17.0	P 4915				
1.6i 16V /Station Wagon/Cabrio	97-02	ATE 23063 17.0	P 4915				
1.6i 16V /Station Wagon/Cabrio (Abs)	02-04	ATE 23063 17.0	P 4915		GIR 23654 15.0	P 7835	
1.7 16V DTI /Station Wagon	00-02	ATE 23063 17.0	P 4915		BCH 23052 16.5	P 4935	
1.7 16V DTI /Station Wagon	02-04	ATE 23063 17.0	P 4915		GIR 23654 15.0	P 7835	
1.7 TD /Station Wagon	97-01	ATE 23063 17.0	P 4915				
1.8i 16V /Station Wagon	02-04	ATE 23063 17.0	P 4915				
1.8i 16V /Station Wagon	97-02	ATE 23063 17.0	P 4915		BCH 23052 16.5	P 4935	
1.8i 16V /Station Wagon/Coupe' (Abs)	97-02	ATE 23057 19.5	P 4925		BCH 23052 16.5	P 4935	
1.8i 16V /SW/Coupe'/Cabrio (Abs)	02-04	ATE 23057 19.5	P 4925		GIR 23654 15.0	P 7835	
2.0 16V DI-DTI /Station Wagon	02-04	ATE 23063 17.0	P 4915				
2.0 16V DI-DTI /Station Wagon	97-02	ATE 23063 17.0	P 4915		BCH 23052 16.5	P 4935	
2.0 16V DI-DTI /Station Wagon (Abs)	02-04	ATE 23057 19.5	P 4925		GIR 23654 15.0	P 7835	
2.0 16V DI-DTI /Station Wagon (Abs)	97-02	ATE 23057 19.5	P 4925		BCH 23052 16.5	P 4935	
2.0i 16V /Station Wagon (100 KW 136 HP)	02-04	ATE 23057 19.5	P 4925		GIR 23654 15.0	P 7835	
2.0i 16V /Station Wagon (100 KW 136 HP)	97-02	ATE 23057 19.5	P 4925		BCH 23052 16.5	P 4935	
2.0i 16V OPC (118 KW 160 HP)	00-02	ATE 23798 19.5	P 3457		BCH 23052 16.5	P 4935	
2.0i 16V Turbo Coupe'	00-02	ATE 23798 19.5	P 3457		BCH 23052 16.5	P 4935	
2.0i 16V Turbo Coupe'/Cabrio	02-04	ATE 23798 19.5	P 3457		GIR 23654 15.0	P 7835	
2.0i 16V Turbo OPC	02-04	ATE 23798 19.5	P 3457		GIR 23654 15.0	P 7835	
2.2 16V DTI /Station Wagon/Coupe'/Cabrio	02-04	ATE 23057 19.5	P 4925		GIR 23654 15.0	P 7835	
2.2i 16V /Station Wagon/Coupe'	01-02	ATE 23057 19.5	P 4925		BCH 23052 16.5	P 4935	
2.2i 16V /Station Wagon/Coupe'	02-04	ATE 23057 19.5	P 4925		GIR 23654 15.0	P 7835	
ASTRA H							
1.3 16V CDTI /Station Wagon	04-	ATE 23832 20.0	P 7805		GIR 23417 15.0	P 7836	
1.4i 16V /Station Wagon	04-	ATE 23832 20.0	P 7805		GIR 23417 15.0	P 7836	
1.6i 16V /Station Wagon/Cabrio	04-	ATE 23832 20.0	P 7805		GIR 23417 15.0	P 7836	
1.7 16V CDTI /Station Wagon	04-	ATE 23832 20.0	P 7805		GIR 23417 15.0	P 7836	
1.8i 16V /Station Wagon/Cabrio	04-	ATE 23832 20.0	P 7805		GIR 23417 15.0	P 7836	

* Con segnalatori/ with wear device / avec avertisseurs

		KIT ANTERIORE / FRONT / AVANT			KIT POSTERIORE / REAR / ARRIERE		
		SYST./MVA/SP.	CODICE P.N. - Ref.	*	SYST./MVA/SP.	CODICE P.N. - Ref.	*
1.9 16V CDTI /Station Wagon/Cabrio	04-	ATE 23832 20.0	P 7805		GIR 23417 15.0	P 7836	
2.0i 16V Turbo (125 KW 170 HP) /SW/ Cabrio	04-	ATE 23832 20.0	P 7805		GIR 23417 15.0	P 7836	
2.0i 16V Turbo (147 KW 200HP) /SW/ Cabrio	04-	ATE 23832 20.0	P 7805		GIR 23417 15.0	P 7836	
2.0i 16V Turbo (177 KW 240 HP)	05-	ATE 23402 20.0	P 7815		GIR 23417 15.0	P 7836	
CALIBRA A							
2.0i 16V 4wd	89-94	ATE 21201 18.0	P 3445	P 3446Y	ATE 21140 15.5	P 3685	
2.0i 16V 4wd	94-98	ATE 21862 18.0	P 4425	P 4426Y	ATE 21140 15.5	P 3685	
2.0i 4wd	89-94	ATE 21201 18.0	P 3445	P 3446Y	ATE 21140 15.5	P 3685	
2.0i 4wd	94-98	ATE 21862 18.0	P 4425	P 4426Y	ATE 21140 15.5	P 3685	
2.0i Turbo 16V 4wd	92-95	ATE 21411 17.0	P 3555	P 3555Y	ATE 21140 15.5	P 3685	
2.0i Turbo 16V 4wd	95-98	ATE 21829 19.5	P 3455		ATE 21140 15.5	P 3685	
2.5i V6 24V	93-95	ATE 21411 17.0	P 3555	P 3555Y	ATE 21140 15.5	P 3685	
2.5i V6 24V	95-98	ATE 21829 19.5	P 3455		ATE 21050 15.5	P 5095	
CORSA A							
1.0	83-91	GM 20939 15.0	P 2715				
1.0	91-93	ATE 20547 17.0	P 3045				
1.2	83-91	GM 20939 15.0	P 2715				
1.2i	91-93	ATE 20547 17.0	P 3045				
1.3	83-91	GM 20939 15.0	P 2715				
1.3i	91-93	ATE 20547 17.0	P 3045				
1.4i	89-91	GM 20939 15.0	P 2715				
1.4i	91-93	ATE 20547 17.0	P 3045				
1.5 D-TD	83-91	GM 20939 15.0	P 2715				
1.5 D-TD	91-93	ATE 20547 17.0	P 3045				
1.6i	83-91	GM 20939 15.0	P 2715				
1.6i	91-93	ATE 20547 17.0	P 3045				
CORSA B							
1.0	93-97	ATE 20547 17.0	P 3045				
1.0i 12V	97-00	ATE 20547 17.0	P 3045				
1.2i	93-00	ATE 20547 17.0	P 3045				
1.2i 16V	97-00	ATE 20547 17.0	P 3045				
1.4i	93-98	ATE 20547 17.0	P 3045				
1.4i 16V	94-00	ATE 20547 17.0	P 3045				
1.4i 16V Station Wagon	96-00	GIR 23546 15.5	P 7785				
1.5 D-TD	93-00	ATE 20547 17.0	P 3045				
1.6i 16V	93-00	ATE 20547 17.0	P 3045				
1.7 D	96-00	ATE 20547 17.0	P 3045				
1.7 D Station Wagon	96-00	GIR 23546 15.5	P 7785				
CORSA C							
1.0i 12V	00-06	GIR 23225 17.0	P 5745				
1.2i 16V	00-06	GIR 23225 17.0	P 5745				
1.3 CDTI	03-06	GIR 23225 17.0	P 5745				
1.4i 16V	00-06	GIR 23225 17.0	P 5745				
1.7 16V CDTI (74 KW 100 HP)	03-06	ATE 23832 20.0	P 7805				
1.7 16V DI (48 KW 65 HP)	00-04	GIR 23225 17.0	P 5745				
1.7 16V DTI (55 KW 75 HP)	00-04	GIR 23225 17.0	P 5745				
1.8i 16V	00-06	GIR 23225 17.0	P 5745		GIR 23284 14.0	P 7825	
CORSA D							
1.0i 12V NEW	06-	BCH 24288 18.0	P 5557				
1.2i 16V NEW	06-	BCH 24288 18.0	P 5557				
1.3 16V CDTI (55 KW 75 HP) NEW	06-	BCH 24288 18.0	P 5557				
1.3 16V CDTI (66 KW 90 HP) NEW	06-	BCH 24549 19.0	P 5567				
1.4i 16V NEW	06-	BCH 24288 18.0	P 5557				
1.6i 16V Turbo Gsi (110 KW 150 HP)	06-	ATE 23832 20.0	P 7805		BCH 24349 17.5	P 9465	
1.6i 16V Turbo OPC (141 KW 192 HP)	06-	ATE 23832 20.0	P 7805		BCH 24349 17.5	P 9465	
1.7 16V CDTI NEW	06-	BCH 24551 19.0	P10185		BCH 24349 17.5	P 9465	
FRONTERA A							
2.0i (from/da SV 707327)	95-98	AKE 21847 16.0	P 5915		AKE 21875 15.5	P 5925	
2.0i (up to/fino a SV 707326)	92-95	AKE 21543 16.0	P 4785				
2.2i 16V	95-98	AKE 21847 16.0	P 5915		AK 21875 15.5	P 5925	
2.3 TD (from/da SV 707327)	95-98	AKE 21847 16.0	P 5915		AKE 21875 15.5	P 5925	
2.3 TD (up to/fino a SV 707326)	92-95	AKE 21543 16.0	P 4785				
2.4i (from/da SV 707327)	95-98	AKE 21847 16.0	P 5915		AK 21875 15.5	P 5925	
2.4i (up to/fino a SV 707326)	92-95	AKE 21543 16.0	P 4785				
2.5 TD	96-98	AKE 21847 16.0	P 5915		AKE 21875 15.5	P 5925	
2.8 TD	95-98	AKE 21847 16.0	P 5915		AKE 21875 15.5	P 5925	
FRONTERA B							
2.2 16V DTI NEW	98-07	AKE 23251 17.0	P 5916		AKE 21875 15.5	P 5925	
2.2 16V DTI	98-07	AKE 21847 16.0	P 5915		AKE 21875 15.5	P 5925	
2.2i 16V NEW	98-07	AKE 23251 17.0	P 5916		AKE 21875 15.5	P 5925	
2.2i 16V	98-07	AKE 21847 16.0	P 5915		AKE 21875 15.5	P 5925	
3.2i V6 24V NEW	98-07	AKE 23251 17.0	P 5916		AKE 21875 15.5	P 5925	
3.2i V6 24V	98-07	AKE 21847 16.0	P 5915		AKE 21875 15.5	P 5925	
MERIVA							
1.3 16V CDTI	05-	ATE 23832 20.0	P 7805		GIR 23654 15.0	P 7835	
1.4i 16V (66 KW 90 HP)	04-	GIR 23225 17.0	P 5745		GIR 23654 15.0	P 7835	

* Con segnalatori/ with wear device / avec avertisseurs

		KIT ANTERIORE / FRONT / AVANT			KIT POSTERIORE / REAR / ARRIERE		
		SYST./MVA/SP.	CODICE P.N. - Ref.	*	SYST./MVA/SP.	CODICE P.N. - Ref.	*
1.8i 16V /GTS /Station Wagon	02-	ATE 23402 20.0	P 7815	P 7815Y	ATE 24137 16.5	P 5716	
1.9 16V CDTI /Station Wagon	04-	ATE 23402 20.0	P 7815	P 7815Y	ATE 24137 16.5	P 5716	
2.0 16V DTI /Station Wagon	02-	ATE 23402 20.0	P 7815	P 7815Y	ATE 24137 16.5	P 5716	
2.0i 16V Turbo /GTS /Station Wagon	03-	ATE 23402 20.0	P 7815	P 7816Y	ATE 24137 16.5	P 5716	
2.2 16V DTI /GTS /Station Wagon	02-	ATE 23402 20.0	P 7815	P 7815Y	ATE 24137 16.5	P 5716	
2.2i 16V /GTS /Station Wagon	02-	ATE 23402 20.0	P 7815	P 7815Y	ATE 24137 16.5	P 5716	
2.8i V6 Turbo /GTS /Station Wagon	05-	ATE 23912 18.5	P 7908		ATE 24137 16.5	P 5716	
3.0 V6 CDTI /GTS /Station Wagon NEW	03-	ATE 23405 20.5	P10545	P10545Y	ATE 24137 16.5	P 5716	
3.2i V6 24V /GTS /Station Wagon NEW	03-	ATE 23405 20.5	P10545	P10545Y	ATE 24137 16.5	P 5716	
ZAFIRA A							
1.6i 16V	02-05	ATE 23057 19.5	P 4925		GIR 23654 15.0	P 7835	
1.6i 16V	99-02	ATE 23057 19.5	P 4925		BCH 23052 16.5	P 4935	
1.8i 16V	02-05	ATE 23057 19.5	P 4925		GIR 23654 15.0	P 7835	
1.8i 16V	99-02	ATE 23057 19.5	P 4925		BCH 23052 16.5	P 4935	
2.0 16V DTI	02-05	ATE 23057 19.5	P 4925		GIR 23654 15.0	P 7835	
2.0 16V DTI	99-02	ATE 23057 19.5	P 4925		BCH 23052 16.5	P 4935	
2.0i 16V Turbo OPC	02-05	ATE 23798 19.5	P 3457		GIR 23654 15.0	P 7835	
2.2 16V DTI	02-05	ATE 23057 19.5	P 4925		GIR 23654 15.0	P 7835	
2.2i 16V	01-02	ATE 23057 19.5	P 4925		BCH 23052 16.5	P 4935	
2.2i 16V	02-05	ATE 23057 19.5	P 4925		GIR 23654 15.0	P 7835	
ZAFIRA B							
1.6i 16V	05-	ATE 23832 20.0	P 7805		GIR 23417 15.0	P 7836	
1.8i 16V	05-	ATE 23832 20.0	P 7805		GIR 23417 15.0	P 7836	
1.9 CDTI	05-	ATE 23832 20.0	P 7805		GIR 23417 15.0	P 7836	
2.0i 16V Turbo (147 KW 200 HP)	05-	ATE 23832 20.0	P 7805		GIR 23417 15.0	P 7836	
2.0i 16V Turbo (177 KW 240 HP)	05-	ATE 23402 20.0	P 7815		GIR 23417 15.0	P 7836	
2.2i 16V	05-	ATE 23832 20.0	P 7805		GIR 23417 15.0	P 7836	
PEUGEOT							
1007							
1.4 HDI	05-	BCH 23599 19.0	P 5615				
1.4i	05-	BCH 23599 19.0	P 5615				
1.6 Hdi	07-	BCH 23599 19.0	P 5615				
1.6i 16V	05-	BCH 23599 19.0	P 5615		GIR 20961 17.0	P 3276	
106							
1.0i	91-96	ATE 21267 17.0	P 2876				
1.0i (Abs)	91-96	BDX 20905 18.0	P 2649				
1.1i	91-96	ATE 21267 17.0	P 2876				
1.1i (Abs)	91-96	BDX 20905 18.0	P 2649				
1.3i Rallye (from/da VIN S 51132347)	95-96	ATE 21827 17.0	P 3846				
1.3i Rallye (up to/fino a VIN S 51132346)	93-95	BDX 20905 18.0	P 2649				
1.4 D	91-96	BDX 20905 18.0	P 2649				
1.4 D (Abs-from/da VIN S 51132347)	95-96	ATE 21827 17.0	P 3846				
1.4 D (Abs-up to/fino a VIN S 51132346)	91-95	BDX 20905 18.0	P 2649				
1.4i (55 KW 75 HP)	91-96	BDX 20905 18.0	P 2649				
1.4i (55 KW 75 HP-Abs-from VIN S 51132347)	95-96	ATE 21827 17.0	P 3846				
1.4i (55 KW 75 HP-Abs-up to VIN S 51132346)	91-95	BDX 20905 18.0	P 2649				
1.4i XSI (69 KW 94 HP)	91-96	GIR 20905 18.0	P 2649				
1.5 D	94-96	BDX 20905 18.0	P 2649				
1.5 D (Abs-from/da VIN S 51132347)	95-96	ATE 21827 17.0	P 3846				
1.5 D (Abs-up to/fino a VIN S 51132346)	94-95	BDX 20905 18.0	P 2649				
1.6i (65 KW 88 HP)	93-96	BDX 20905 18.0	P 2649				
1.6i (65 KW 88 HP-Abs-from VIN S 51132347)	95-96	ATE 21827 17.0	P 3846				
1.6i (65 KW 88 HP-Abs-up to VIN S 51132346)	93-95	BDX 20905 18.0	P 2649				
1.6i XSI (76 KW 103 HP-from VIN S 51132347)	95-96	ATE 21827 17.0	P 3846				
1.6i XSI (76 KW 103 HP-up to VIN S 51132346)	94-95	BDX 20905 18.0	P 2649				
106							
1.0i (3 holes on the disc/3 fori sul disco)	96-05	ATE 21857 17.0	P 2877				
1.0i (4 holes on the disc/4 fori sul disco)	96-05	BDX 20905 18.0	P 264.10				
1.0i 4 holes on the disc/4 fori sul disco-Abs)	00-05	BDX 20905 18.0	P 264.10				
1.0i 4 holes on the disc/4 fori sul disco-Abs)	96-00	BDX 20905 18.0	P 2649				
1.1i (3 holes on the disc/3 fori sul disco)	96-05	ATE 21857 17.0	P 2877				
1.1i (4 holes on the disc/4 fori sul disco)	96-05	BDX 20905 18.0	P 264.10				
1.1i (4 holes on the disc/4 fori sul disco-Abs)	00-05	BDX 20905 18.0	P 264.10				
1.1i (4 holes on the disc/4 fori sul disco-Abs)	96-00	BDX 20905 18.0	P 2649				
1.4i	96-05	BDX 20905 18.0	P 264.10				
1.4i (Abs)	00-05	BDX 20905 18.0	P 264.10				
1.4i (Abs)	96-00	BDX 20905 18.0	P 2649				
1.5 D	96-05	BDX 20905 18.0	P 264.10				
1.5 D (Abs)	00-05	BDX 20905 18.0	P 264.10				
1.5 D (Abs)	96-00	BDX 20905 18.0	P 2649				
1.6i (65 KW 89 HP-autom. transmission)	96-05	ATE 21827 17.0	P 3846				
1.6i 16V GTI (87 KW 118 HP)	96-05	ATE 21827 17.0	P 3846		BDX 20973 11.0	P 2655	

* Con segnalatori/ with wear device / avec avertisseurs

		KIT ANTERIORE / FRONT / AVANT			KIT POSTERIORE / REAR / ARRIERE		
		SYST./MVA/SP.	CODICE P.N. - Ref.	*	SYST./MVA/SP.	CODICE P.N. - Ref.	*
1.4i	93-97	BDX 20905 18.0		P 2646			
1.4i (Abs)	93-97	ATE 21432 17.0		P 3845			
1.6i	93-97	ATE 21432 17.0		P 3845			
1.8i /Cabrio	93-97	ATE 21432 17.0		P 3845			
1.8i /Cabrio (Abs)	93-97	ATE 21432 17.0		P 3845	BDX 20973 11.0	P 2655	
1.9 D	93-97	ATE 21432 17.0		P 3845			
1.9 TD	93-97	ATE 21432 17.0		P 3845			
2.0i /Cabrio	93-97	GIR 21210 19.0		P 3265	BDX 20973 11.0	P 2655	
2.0i 16V (112 KW 152 HP)	93-97	GIR 21210 19.0		P 3265	BDX 20973 11.0	P 2655	
1.4i	97-01	BCH 23205 18.0		P 4885			
1.4i (Abs)	97-01	ATE 21827 17.0		P 3846			
1.4i Station Wagon	97-01	ATE 21827 17.0		P 3846			
1.4i Station Wagon (Abs)	00-01	GIR 23346 19.0		P 4516			
1.4i Station Wagon (Abs)	00-01	BCH 23396 18.0		P 5475			
1.4i Station Wagon (Abs)	97-00	GIR 23124 19.0	P 4515				
1.6i /Cabrio (Abs)	97-01	ATE 21827 17.0	P 3846				
1.6i /Cabrio /Station Wagon	97-01	ATE 21827 17.0	P 3846				
1.6i Station Wagon (Abs)	00-01	GIR 23346 19.0	P 4516				
1.6i Station Wagon (Abs)	00-01	BCH 23396 18.0	P 5475				
1.6i Station Wagon (Abs)	97-00	GIR 23124 19.0	P 4515				
1.8i 16V /Station Wagon	97-00	GIR 23124 19.0	P 4515		BDX 20973 11.0	P 2655	
1.8i 16V /Station Wagon /Cabrio	00-01	BCH 23396 18.0	P 5475		BDX 20973 11.0	P 2655	
1.8i 16V /Station Wagon /Cabrio	00-01	GIR 23346 19.0	P 4516		BDX 20973 11.0	P 2655	
1.8i 16V Station Wagon (Abs)	97-00	GIR 23124 19.0	P 4515		BDX 20973 11.0	P 2655	
1.8i 16V Station Wagon /Cabrio (Abs)	00-01	BCH 23396 18.0	P 5475		BDX 20973 11.0	P 2655	
1.8i 16V Station Wagon /Cabrio (Abs)	00-01	GIR 23346 19.0	P 4516		BDX 20973 11.0	P 2655	
1.8i automatic transmission /Cabrio	97-01	ATE 21827 17.0	P 3846				
1.8i automatic transmission /Cabrio (Abs)	00-01	BCH 23396 18.0	P 5475				
1.8i automatic transmission /Cabrio (Abs)	00-01	GIR 23346 19.0	P 4516				
1.8i automatic transmission /Cabrio (Abs)	97-00	GIR 23124 19.0	P 4515				
1.9 D (Abs)	97-01	ATE 21827 17.0	P 3846				
1.9 D /Station Wagon	97-01	ATE 21827 17.0	P 3846				
1.9 D Station Wagon (Abs)	00-01	BCH 23396 18.0	P 5475				
1.9 D Station Wagon (Abs)	00-01	GIR 23346 19.0	P 4516				
1.9 D Station Wagon (Abs)	97-00	GIR 23124 19.0	P 4515				
1.9 TD /Station Wagon	97-99	ATE 21827 17.0	P 3846				
1.9 TD /Station Wagon (Abs)	97-99	GIR 23124 19.0	P 4515				
2.0 HDI /Station Wagon	00-01	BCH 23396 18.0	P 5475		BDX 20973 11.0	P 2655	
2.0 HDI /Station Wagon	00-01	GIR 23346 19.0	P 4516		BDX 20973 11.0	P 2655	
2.0 HDI /Station Wagon	99-00	GIR 23124 19.0	P 4515		BDX 20973 11.0	P 2655	
2.0i 16V /Cabrio /SW(97 KW 132 HP Abs)	00-01	BCH 23396 18.0	P 5475		BDX 20973 11.0	P 2655	
2.0i 16V /Cabrio /SW (97 KW 132 HP Abs)	00-01	GIR 23346 19.0	P 4516		BDX 20973 11.0	P 2655	
2.0i 16V /Cabrio /SW(97 KW 132 HP Abs)	97-00	GIR 23124 19.0	P 4515		BDX 20973 11.0	P 2655	
2.0i 16V /Cabrio /SW (97 KW 132 HP)	00-01	BCH 23396 18.0	P 5475		BDX 20973 11.0	P 2655	
2.0i 16V /Cabrio /SW (97 KW 132 HP)	00-01	GIR 23346 19.0	P 4516		BDX 20973 11.0	P 2655	
2.0i 16V /Cabrio /SW(97 KW 132 HP)	97-00	GIR 23124 19.0	P 4515		BDX 20973 11.0	P 2655	
2.0i 16V 6 speed (120 KW 163 HP)	97-01	GIR 21674 19.0	P 4485		BDX 20973 11.0	P 2655	
307							
1.4 HDI /Station Wagon	01-	BCH 23599 19.0	P 5615		GIR 20961 17.0	P 3276	
1.4 HDI /Station Wagon	04-	BCH 23599 19.0	P 5615		BCH 20961 17.5	P 8805	
1.4i /Station Wagon	01-	BCH 23599 19.0	P 5615		GIR 20961 17.0	P 3276	
1.4i /Station Wagon	04-	BCH 23599 19.0	P 5615		BCH 20961 17.5	P 8805	
1.4i 16V /Station Wagon	04-	BCH 23599 19.0	P 5615		GIR 20961 17.0	P 3276	
1.4i 16V /Station Wagon	04-	BCH 23599 19.0	P 5615		BCH 20961 17.5	P 8805	
1.6 16V HDI /Station Wagon	04-	BCH 23600 19.0	P 5566		GIR 20961 17.0	P 3276	
1.6 16V HDI /Station Wagon	04-	BCH 23600 19.0	P 5566		BCH 20961 17.5	P 8805	
1.6i 16V /Cabrio /Station Wagon	01-	BCH 23600 19.0	P 5566		GIR 20961 17.0	P 3276	
1.6i 16V /Cabrio /Station Wagon	04-	BCH 23600 19.0	P 5566		BCH 20961 17.5	P 8805	
2.0 16V HDI (100 KW 136 HP) /Cabrio/SW	04-	ATE 24153 19.0	P 7896		BCH 20961 17.5	P 8805	
2.0 16V HDI (100 KW 136 HP) /Cabrio/SW	04-	ATE 24153 19.0	P 7896		GIR 20961 17.0	P 3276	
2.0 HDI (66 KW 90 HP) /Station Wagon	01-	BCH 23600 19.0	P 5566		GIR 20961 17.0	P 3276	
2.0 HDI (66 KW 90 HP) /Station Wagon	04-	BCH 23600 19.0	P 5566		BCH 20961 17.5	P 8805	
2.0 HDI (79 KW 107 HP) /Station Wagon	01-	BCH 23600 19.0	P 5566		GIR 20961 17.0	P 3276	
2.0 HDI (79 KW 107 HP) /Station Wagon	04-	BCH 23600 19.0	P 5566		BCH 20961 17.5	P 8805	
2.0i 16V (110 KW 138 HP) /Cabrio /SW	01-	BCH 23600 19.0	P 5566		GIR 20961 17.0	P 3276	
2.0i 16V (110 KW 138 HP) /Cabrio /SW	04-	BCH 23600 19.0	P 5566		BCH 20961 17.5	P 8805	
2.0i 16V (130 KW 177 HP) Cabrio	03-	ATE 24153 19.0	P 7896		GIR 20961 17.0	P 3276	
2.0i 16V (130 KW 177 HP) Cabrio	04-	ATE 24153 19.0	P 7896		BCH 20961 17.5	P 8805	
308							
1.4i 16V /Station Wagon NEW	07-	BCH NO 18.0	P10455		BCH 20961 17.0	P 3276	
1.6 16V HDI (66 KW 90 HP) /SW NEW	07-	BCH NO 18.0	P10455		BCH 20961 17.0	P 3276	
1.6 16V HDI (80 KW 109 HP) /SW NEW	07-	BCH NO 18.0	P10455		BCH 20961 17.0	P 3276	
1.6i 16V /Station Wagon NEW	07-	BCH NO 18.0	P10455		BCH 20961 17.0	P 3276	
1.6i 16V Turbo (110 KW 150 HP) NEW	07-	BCH NO 18.0	P10455		BCH 20961 17.0	P 3276	
1.6i 16V Turbo (128 KW 174 HP)	07-	ATE 24153 19.0	P 7896		BCH 20961 17.0	P 3276	
2.0 16V HDI /Station Wagon	07-	ATE 24153 19.0	P 7896		BCH 20961 17.0	P 3276	
2.0i 16V /Station Wagon NEW	07-	BCH NO 18.0	P10455		BCH 20961 17.0	P 3276	

* Con segnalatori/ with wear device / avec avertisseurs

		KIT ANTERIORE / FRONT / AVANT			KIT POSTERIORE / REAR / ARRIERE		
		SYST./MVA/SP.	CODICE P.N. - Ref.	*	SYST./MVA/SP.	CODICE P.N. - Ref.	*
309							
1.1	85-93	BDX 20905 18.0	P 2645				
1.1	85-93	GIR 21080 17.5	P 2766				
309							
1.3	85-93	GIR 21080 17.5	P 2766				
1.3	85-93	BDX 20905 18.0	P 2645				
1.4	89-93	BDX 20905 18.0	P 2645				
1.4	89-93	GIR 21080 17.5	P 2766				
1.6	85-93	BDX 20905 18.0	P 2645				
1.6	85-93	GIR 21080 17.5	P 2766				
1.6 GTI	86-93	GIR 21463 18.0	P 3475	P 3475Y			
1.8 D	85-93	BDX 20905 18.0	P 2645				
1.8 D	85-93	GIR 21080 17.5	P 2766				
1.8 TD	85-93	BDX 20905 18.0	P 2645				
1.8 TD	85-93	GIR 21080 17.5	P 2766				
1.9	85-93	GIR 21080 17.5	P 2766				
1.9	85-93	BDX 20905 18.0	P 2645				
1.9 16V GTI	89-93	GIR 21463 18.0	P 3475	P 3475Y	BDX 20973 11.0	P 2655	
1.9 D	85-93	BDX 20905 18.0	P 2645				
1.9 D	85-93	GIR 21080 17.5	P 2766				
1.9 GTI	86-93	GIR 21463 18.0	P 3475	P 3475Y	BDX 20973 11.0	P 2655	
4007							
2.2 HDI	07-	AKE 21363 16.0	P 3615		AKE 23582 15.5	P 6405	
405							
1.4 /Station Wagon (not ventilated disc)	87-95	BDX 20905 18.0	P 2647				
1.4 /Station Wagon (ventilated disc)	87-95	GIR 21210 19.0	P 3265				
1.6 /Station Wagon (not ventilated disc)	87-95	BDX 20905 18.0	P 2647				
1.6 /Station Wagon (ventilated disc)	87-95	GIR 21210 19.0	P 3265				
1.8 /Station Wagon (not ventilated disc)	92-95	BDX 20905 18.0	P 2647		GIR 20961 15.0	P 3275	
1.8 /Station Wagon (ventilated disc)	92-95	GIR 21210 19.0	P 3265		GIR 20961 15.0	P 3275	
1.8 D /Station Wagon (not ventilated disc)	87-92	BDX 20905 18.0	P 2647				
1.8 D /Station Wagon (ventilated disc)	87-92	GIR 21210 19.0	P 3265				
1.8 TD /Station Wagon (not ventilated disc)	87-92	BDX 20905 18.0	P 2647		GIR 20961 15.0	P 3275	
1.8 TD /Station Wagon (ventilated disc)	87-92	GIR 21210 19.0	P 3265		GIR 20961 15.0	P 3275	
1.9 /Station Wagon/4wd	87-92	GIR 21210 19.0	P 3265		GIR 20961 15.0	P 3275	
1.9 16V /4wd	87-92	GIR 21210 19.0	P 3265		GIR 20961 15.0	P 3275	
1.9 D /Station Wagon (not ventilated disc)	87-95	BDX 20905 18.0	P 2647				
1.9 D /Station Wagon (ventilated disc)	87-95	GIR 21210 19.0	P 3265				
1.9 TD /Station Wagon (not ventilated disc)	92-95	BDX 20905 18.0	P 2647		GIR 20961 15.0	P 3275	
1.9 TD /Station Wagon (ventilated disc)	92-95	GIR 21210 19.0	P 3265		GIR 20961 15.0	P 3275	
2.0 /Station Wagon/4wd	92-95	GIR 21210 19.0	P 3265		GIR 20961 15.0	P 3275	
2.0 16V /4wd	92-95				GIR 20961 15.0	P 3275	
2.0 16V Turbo	92-95				GIR 20961 15.0	P 3275	
406							
1.6i	96-04	GIR 21724 19.0	P 4475		ATE 21278 15.5	P 4246	
1.8i /Station Wagon	96-00	GIR 21724 19.0	P 4475		ATE 21278 15.5	P 4246	
1.8i 16V /Station Wagon	96-04	GIR 21724 19.0	P 4475		ATE 21278 15.5	P 4246	
1.9 D /Station Wagon	96-04	GIR 21724 19.0	P 4475		ATE 21278 15.5	P 4246	
1.9 TD /Station Wagon	96-00	GIR 21674 19.0	P 4485		ATE 21278 15.5	P 4246	
2.0 HDI /Station Wagon	99-04	GIR 21674 19.0	P 4485		ATE 21278 15.5	P 4246	
2.0i 16V /Coupe'/Station Wagon	96-04	GIR 21674 19.0	P 4485		ATE 21278 15.5	P 4246	
2.0i Turbo /Station Wagon	96-04	GIR 21674 19.0	P 4485		ATE 21278 15.5	P 4246	
2.1 12V TD /Station Wagon	96-99	GIR 21674 19.0	P 4485		ATE 21278 15.5	P 4246	
2.2 HDI /Station Wagon	00-04	GIR 21674 19.0	P 4485		ATE 21278 15.5	P 4246	
2.2 HDI Coupe'	00-04	BRE 23753 17.5	P 4856		ATE 21278 15.5	P 4246	
2.2i 16V /Coupe'/Station Wagon	00-04	GIR 21674 19.0	P 4485		ATE 21278 15.5	P 4246	
3.0i V6 24V /Station Wagon	96-04	GIR 21674 19.0	P 4485		ATE 21278 15.5	P 4246	
3.0i V6 24V Coupe'	97-04	BRE 23753 17.5	P 4856		ATE 21278 15.5	P 4246	
407							
1.6 16V HDI /Station Wagon	04-	GIR 24134 20.0	P 8415		GIR 24135 18.0	P 8435	
1.8i 16V /Station Wagon	04-	GIR 24134 20.0	P 8415		GIR 24135 18.0	P 8435	
2.0 16V HDI /Station Wagon	04-	GIR 24134 20.0	P 8415		GIR 24135 18.0	P 8435	
2.0i 16V /Station Wagon	04-	GIR 24134 20.0	P 8415		GIR 24135 18.0	P 8435	
2.2 16V bi-turbo HDI /Coupé /SW	06-	GIR 24133 18.5	P 8425		GIR 24135 18.0	P 8435	
2.2i 16V /Station Wagon	04-	GIR 24133 18.5	P 8425		GIR 24135 18.0	P 8435	
2.7 V6 24V HDI /Coupé /Station Wagon	06-	GIR 24133 18.5	P 8425		GIR 24135 18.0	P 8435	
3.0i V6 24V /Station Wagon	04-	GIR 24133 18.5	P 8425		GIR 24135 18.0	P 8435	
605							
2.0i	90-91	BDX 21298 17.0	P 4175		ATE 21904 17.0	P 4245	
2.0i	91-99	BDX 21507 17.0	P 4165		ATE 21904 17.0	P 4245	
2.0i 16V	94-99	BDX 21507 17.0	P 4165		ATE 21904 17.0	P 4245	
2.0i Turbo	91-99	BDX 21507 17.0	P 4165		ATE 21904 17.0	P 4245	
2.1 D-TD	90-91	BDX 21298 17.0	P 4175		ATE 21904 17.0	P 4245	
2.1 D-TD	91-99	BDX 21507 17.0	P 4165		ATE 21904 17.0	P 4245	
2.5 TD	93-99	BDX 21507 17.0	P 4165		ATE 21904 17.0	P 4245	
3.0i V6 12V (engine/motore ZPJ)	90-91	BDX 21298 17.0	P 4175		ATE 21904 17.0	P 4245	
3.0i V6 12V (engine/motore ZPJ)	91-97	BDX 21507 17.0	P 4165		ATE 21904 17.0	P 4245	
3.0i V6 24V (engine/motore ES9J4 from/ da 07709)	97-99	BCH 21988 18.0	P 5686		ATE 21904 17.0	P 4245	

* Con segnalatori/ with wear device / avec avertisseurs

		KIT ANTERIORE / FRONT / AVANT			KIT POSTERIORE / REAR / ARRIERE		
		SYST./MVA/SP.	CODICE P.N. - Ref.	*	SYST./MVA/SP.	CODICE P.N. - Ref.	*
3.0i V6 24V (engine/motore ES9J4 up to/ fino a 07708)	97-99	ATE 21211 18.0	P 3497	P 3497Y	ATE 21904 17.0	P 4245	
3.0i V6 24V (engine/motore ZPJ4)	91-97	ATE 21211 18.0	P 3497	P 3497Y	ATE 21904 17.0	P 4245	
2.0	00-05	GIR 21674 19.0	P 4485		ATE 21278 15.5	P 4246	
2.0	05-	GIR 24133 18.5	P 8425		GIR 24135 18.0	P 8435	
2.0 HDI	00-05	GIR 21674 19.0	P 4485		ATE 21278 15.5	P 4246	
2.0 HDI	05-	GIR 24133 18.5	P 8425		GIR 24135 18.0	P 8435	
2.2 HDI	00-05	GIR 21674 19.0	P 4485		ATE 21278 15.5	P 4246	
2.2 HDI	05-	GIR 24133 18.5	P 8425		GIR 24135 18.0	P 8435	
607							
2.2i 16V	00-05	GIR 21674 19.0	P 4485		ATE 21278 15.5	P 4246	
2.2i 16V	05-	GIR 24133 18.5	P 8425		GIR 24135 18.0	P 8435	
2.7 V6 24V HDI	05-	GIR 24133 18.5	P 8425		GIR 24135 18.0	P 8435	
3.0i V6 24V	00-05	BRE 23575 16.0	P 5227		ATE 21278 15.5	P 4246	
3.0i V6 24V	05-	GIR 24133 18.5	P 8425		GIR 24135 18.0	P 8435	
806							
1.8i	96-98	BDX 23003 19.0	P 3325				
1.9 TD	94-99	GIR 21802 19.0	P 2998				
1.9 TD (Abs)	94-99	GIR 21802 19.0	P 2998		ATE 21275 17.0	P 4075	P4076Y
2.0 HDI	99-02	GIR 21802 19.0	P 2998				
2.0 HDI (Abs)	99-02	GIR 21802 19.0	P 2998		ATE 21275 17.0	P 4075	P4076Y
2.0i	94-00	GIR 21802 19.0	P 2998				
2.0i (Abs)	94-00	GIR 21802 19.0	P 2998		ATE 21275 17.0	P 4075	P4076Y
2.0i 16V	00-02	GIR 21802 19.0	P 2998				
2.0i 16V (Abs)	00-02	GIR 21802 19.0	P 2998		ATE 21275 17.0	P 4075	P4076Y
2.0i Turbo	94-00	GIR 21802 19.0	P 2998				
2.0i Turbo (Abs)	94-00	GIR 21802 19.0	P 2998		ATE 21275 17.0	P 4075	P4076Y
2.1 12V TD	96-99	GIR 21802 19.0	P 2998				
2.1 12V TD (Abs)	96-99	GIR 21802 19.0	P 2998		ATE 21275 17.0	P 4075	P4076Y
807							
2.0 HDI	02-07	GIR 20267 19.0	P 7715		GIR 20961 17.0	P 3276	
2.0 HDI NEW	07-	GIR 20261 19.0	P 7717		GIR 20961 17.0	P 3276	
2.0i 16V	02-07	GIR 20267 19.0	P 7715		GIR 20961 17.0	P 3276	
2.0i 16V NEW	07-	GIR 20261 19.0	P 7717		GIR 20961 17.0	P 3276	
2.2 HDI	02-07	GIR 20267 19.0	P 7715		GIR 20961 17.0	P 3276	
2.2 HDI NEW	07-	GIR 20261 19.0	P 7717		GIR 20961 17.0	P 3276	
2.2i 16V	02-07	GIR 20267 19.0	P 7715		GIR 20961 17.0	P 3276	
2.2i 16V NEW	07-	GIR 20261 19.0	P 7717		GIR 20961 17.0	P 3276	
3.0i V6 24V	02-	BRE NO 15.5	P 5228		GIR 20961 17.0	P 3276	
PARTNER							
1.4i	00-02	GIR 23346 19.0	P 4516				
1.4i	97-00	GIR 23124 19.0	P 4515				
1.6i 16V	01-02	GIR 23346 19.0	P 4516				
1.8i	00-01	GIR 23346 19.0	P 4516				
1.8i	97-00	GIR 23124 19.0	P 4515				
1.9 D	00-02	GIR 23346 19.0	P 4516				
1.9 D	97-00	GIR 23124 19.0	P 4515				
2.0 HDI	00-02	GIR 23346 19.0	P 4516				
PARTNER							
1.4i	02-	BCH 23599 19.0	P 5615				
1.6 16V HDI	05-	BCH 23599 19.0	P 5615				
1.6 16V HDI (Esp)	05-	BCH 23600 19.0	P 5566		GIR 20961 17.0	P 3276	
1.6i 16V	02-	BCH 23599 19.0	P 5615				
1.6i 16V (Esp)	02-	BCH 23600 19.0	P 5566		GIR 20961 17.0	P 3276	
1.9 D	02-	BCH 23599 19.0	P 5615				
2.0 HDI	02-	BCH 23599 19.0	P 5615				
2.0 HDI (Esp)	02-	BCH 23600 19.0	P 5566		GIR 20961 17.0	P 3276	
PEUGEOT/COMMERCIAL							
RANCH							
106							
1.5 D	94-97	BDX 20905 18.0	P 2649				
1.5 D	97-05	BDX 20905 18.0	P 264.10				
205							
1.1	83-87	BDX 20634 18.0	P 2636				
1.1	83-96	BDX 20905 18.0	P 2645				
1.1	83-96	GIR 21080 17.5	P 2766				
1.8 D	83-87	BDX 20634 18.0	P 2636				
1.8 D	83-94	GIR 21080 17.5	P 2766				
1.8 D	83-94	BDX 20905 18.0	P 2645				
1.9 D	87-96	BDX 20905 18.0	P 2645				
1.9 D	87-96	GIR 21080 17.5	P 2766				
206							
1.4 HDI	01-	BCH 23205 18.0	P 4886				
306							
1.9 D /Station Wagon	97-01	ATE 21827 17.0	P 3846				
1.9 D Station Wagon (Abs)	00-01	BCH 23396 18.0	P 5475				
1.9 D Station Wagon (Abs)	00-01	GIR 23346 19.0	P 4516				
1.9 D Station Wagon (Abs)	97-00	GIR 23124 19.0	P 4515				
1.9 TD /Station Wagon	97-99	ATE 21827 17.0	P 3846				



* Con segnalatori/ with wear device / avec avertisseurs

		KIT ANTERIORE / FRONT / AVANT			KIT POSTERIORE / REAR / ARRIERE		
		SYST./MVA/SP.	CODICE P.N. - Ref.	*	SYST./MVA/SP.	CODICE P.N. - Ref.	*
1.9 TD /Station Wagon (Abs)	97-99	GIR 23124 19.0	P 4515				
2.0 HDI /Station Wagon	00-01	BCH 23396 18.0	P 5475		BDX 20973 11.0	P 2655	
2.0 HDI /Station Wagon	00-01	GIR 23346 19.0	P 4516		BDX 20973 11.0	P 2655	
2.0 HDI /Station Wagon	99-00	GIR 23124 19.0	P 4515		BDX 20973 11.0	P 2655	
307							
1.4 HDI /Station Wagon	01-	BCH 23599 19.0	P 5615		GIR 20961 17.0	P 3276	
1.6 HDI /Station Wagon	04-	BCH 23599 19.0	P 5615		GIR 20961 17.0	P 3276	
2.0 HDI (66 KW 90 HP) /Station Wagon	01-	BCH 23600 19.0	P 5566		GIR 20961 17.0	P 3276	
2.0 HDI (80 KW 110 HP) /Station Wagon	01-	BCH 23600 19.0	P 5566		GIR 20961 17.0	P 3276	
806							
1.9 TD	94-99	GIR 21802 19.0	P 2998		ATE 21275 17.0	P 4075	P4076Y
2.0 HDI	99-02	GIR 21802 19.0	P 2998		ATE 21275 17.0	P 4075	P4076Y
2.1 12V TD	96-99	GIR 21802 19.0	P 2998		ATE 21275 17.0	P 4075	P4076Y
807							
2.0 HDI	02-	GIR 20267 19.0	P 7715		GIR 20961 17.0	P 3276	
2.2 HDI	02-	GIR 20267 19.0	P 7715		GIR 20961 17.0	P 3276	
BIPPER							
1.4 HDI	07-	BCH 23706 18.0	P 5555				
1.4i	07-	BCH 23706 18.0	P 5555				
BOXER							
270 1.9 D-TD /4wd	94-99	GIR 21797 19.5	P 3825				
270 1.9 D-TD /4wd	99-02	GIR 23602 19.5	P 3826				
270 2.0 /4wd	94-99	GIR 21797 19.5	P 3825				
270 2.0 /4wd	99-02	GIR 23602 19.5	P 3826				
310 2.5 D-TD /4wd	94-99	GIR 21797 19.5	P 3825				
310 2.5 D-TD /4wd	99-02	GIR 23602 19.5	P 3826				
310 2.8 HDI	00-02	GIR 23602 19.5	P 3826				
320 2.5 D-TD /4wd	94-99	GIR 21797 19.5	P 3825				
320 2.5 D-TD /4wd	99-02	GIR 23602 19.5	P 3826				
320 2.8 HDI	00-02	GIR 23602 19.5	P 3826				
350 2.5 D-TD /4wd	94-99	GIR 21799 19.5	P 3835				
350 2.5 D-TD /4wd	99-02	GIR 23603 19.5	P 3836				
350 2.8 HDI	00-02	GIR 23603 19.5	P 3836				
BOXER							
290 2.0 HDI	02-06	BRE 23917 19.5	P 5595				
290 2.0i	02-06	BRE 23917 19.5	P 5595				
330 2.0 HDI	02-06	BRE 23917 19.5	P 5595				
330 2.0i	02-06	BRE 23917 19.5	P 5595				
330 2.2 HDI	02-06	BRE 23917 19.5	P 5595				
330 2.8 HDI /4wd	02-06	BRE 23917 19.5	P 5595		BRE 23921 20.0	P 7735	
350 2.0i	02-06	BRE 23919 19.5	P 5605		BRE 23921 20.0	P 7735	
350 2.2 HDI	02-06	BRE 23919 19.5	P 5605		BRE 23921 20.0	P 7735	
350 2.8 HDI /4wd	02-06	BRE 23919 19.5	P 5605		BRE 23921 20.0	P 7735	
PARTNER							
1.4i	00-02	GIR 23346 19.0	P 4516				
PORSCHE							
911 (996)							
3.4 Carrera /4 /Cabrio NEW	97-04	BRE 23329 16.5	P 8985	P 8985Y	BRE 21792 15.5	P 8995	P8995Y
3.6 Carrera /4 /S /4S /Cabrio /Targa NEW	01-04	BRE 23329 16.5	P 8985	P 8985Y	BRE 21792 15.5	P 8995	P8995Y
3.6 GT2 /GT3	99-04				BRE 23329 16.5	P 8985	P8985Y
3.6 Turbo 4 / 4S /Cabrio	00-04				BRE 23329 16.5	P 8985	P8985Y
911 (997)							
3.6 Carrera /4 /Cabrio NEW	04-	BRE 23329 16.5	P 8985	P 8985Y	BRE 21792 15.5	P 8995	P8995Y
3.6 GT3	06-				BRE 23329 16.5	P 8985	P8985Y
3.6 Turbo 4	06-				BRE 23329 16.5	P 8985	P8985Y
3.8 Carrera S / 4S /Cabrio	04-				BRE 23329 16.5	P 8985	P8985Y
911							
2.7 /Carrera /RS /Targa	73-77	ATE 20011 15.0	P 3056				
3.0 /Carrera /RS /Targa	77-83	ATE 20011 15.0	P 3056				
CAYENNE							
3.2i V6	03-	BRE 23692 16.5	P 8945	P 8945Y	BRE 23694 16.5	P 8965	P8965Y
4.5i V8 S NEW	02-	BRE 23693 16.5	P 8955	P 8955Y	BRE 23694 16.5	P 8965	P8965Y
4.5i V8 Turbo NEW	02-	BRE 23693 16.5	P 8955	P 8955Y	BRE 23694 16.5	P 8965	P8965Y
RENAULT							
ALPINE							
1.6	73-80	BDX 20494 14.0	P 230.10		BDX 20336 14.0	P 3756	
2.5 V6	85-91	GIR 21463 18.0	P 3475	P 3475Y	BDX 20860 18.0	P 2635	
2.5 V6 Turbo	85-91	GIR 21463 18.0	P 3475	P 3475Y	BDX 20860 18.0	P 2635	
2.7 V6	80-85	BDX 20631 18.0	P 3175		BDX 20631 18.0	P 3175	
2.8 V6	85-91	GIR 21463 18.0	P 3475	P 3475Y	BDX 20860 18.0	P 2635	
2.8 V6 Turbo	85-91	GIR 21463 18.0	P 3475	P 3475Y	BDX 20860 18.0	P 2635	
3.0 V6 Turbo	91-92	GIR 20921 18.0	P 3696		BDX 21295 17.0	P 4176	
3.0 V6 Turbo	92-95	GIR 21388 18.0	P 3695		BDX 21295 17.0	P 4176	
CLIO I							
1.1	90-98	BDX 21097 15.0	P 2637				
1.2i	90-98	BDX 20905 18.0	P 2645				
1.2i	90-98	GIR 21463 18.0	P 3475	P 3475Y			

* Con segnalatori/ with wear device / avec avertisseurs

		KIT ANTERIORE / FRONT / AVANT			KIT POSTERIORE / REAR / ARRIERE		
		SYST./MVA/SP.	CODICE P.N. - Ref.	*	SYST./MVA/SP.	CODICE P.N. - Ref.	*
1.4i	90-98	BDX 20905 18.0	P 2645				
1.4i	90-98	GIR 21463 18.0	P 3475	P 3475Y			
1.8i	90-98	GIR 21463 18.0	P 3475	P 3475Y			
1.8i (Abs)	90-98	GIR 21463 18.0	P 3475	P 3475Y	BDX 21597 11.0	P 2656	
1.8i 16V	91-97	GIR 21463 18.0	P 3475	P 3475Y	BDX 21597 11.0	P 2656	
1.9 D	90-98	BDX 20905 18.0	P 2645				
1.9 D	90-98	GIR 21463 18.0	P 3475	P 3475Y			
2.0i 16V	93-97	GIR 21463 18.0	P 3475	P 3475Y	BDX 21597 11.0	P 2656	
CLIO II							
1.2i	98-05	GIR 21463 18.0	P 3475				
1.2i 16V	00-05	GIR 21463 18.0	P 3475				
1.4i	98-01	GIR 21463 18.0	P 3475				
1.4i 16V	01-05	GIR 21463 18.0	P 3475				
1.5 dCi (48 KW 65 HP - 60 KW 82 HP)	01-05	GIR 21463 18.0	P 3475				
1.5 dCi (74 KW 100 HP)	04-05	GIR 21463 18.0	P 3475		BDX 20974 11.0	P 2657	
1.6i /automatic transmission	98-01	GIR 21463 18.0	P 3475				
1.6i 16V	01-05	GIR 21463 18.0	P 3475		BDX 20974 11.0	P 2657	
1.6i 16V	98-01	GIR 21463 18.0	P 3475				
1.9 D	98-01	GIR 21463 18.0	P 3475				
1.9 dTi	00-01	GIR 21463 18.0	P 3475				
2.0i 16V RS	00-05	GIR 23172 18.0	P 3697		BDX 20974 11.0	P 2657	
3.0i V6 24V	00-01	AP 20345 16.5	P 6325		BDX 21295 17.0	P 4176	
CLIO III							
1.2i 16V	05-	GIR 23973 17.5	P 7265				
1.2i 16V Station Wagon	08-	GIR 23973 17.5	P 7265				
1.2i 16V TCE (Turbo)	07-	GIR 23973 17.5	P 7265				
1.2i 16V TCE (Turbo) Station Wagon	08-	GIR 23973 17.5	P 7265				
CLIO III							
1.4i 16V	05-	GIR 23973 17.5	P 7265				
1.4i 16V Station Wagon	08-	GIR 23973 17.5	P 7265				
1.5 dCi (52 KW 70 HP - 63 KW 85 HP)	05-	GIR 23973 17.5	P 7265				
1.5 dCi (52 KW 70 HP - 63 KW 85 HP) SW	08-	GIR 23973 17.5	P 7265				
1.5 dCi (78 KW 105 HP)	05-	GIR 23973 17.5	P 7265		GIR 20961 16.0	P 3277	
1.5 dCi (78 KW 105 HP) Station Wagon	08-	GIR 23973 17.5	P 7265		GIR 20961 16.0	P 3277	
1.6i 16V	05-	GIR 23973 17.5	P 7265		GIR 20961 16.0	P 3277	
1.6i 16V Station Wagon	08-	GIR 23973 17.5	P 7265		GIR 20961 16.0	P 3277	
2.0i 16V (101 KW 140 HP) NEW	07-	ATE 24535 18.0	P 5696		GIR 20961 16.0	P 3277	
2.0i 16V RS (145 KW 200 HP)	05-	BRE 24162 15.0			GIR 20961 16.0	P 3277	
ESPACE I							
2.0 /4wd	84-91	BDX 20905 18.0	P 2645				
2.0 /4wd	84-91	GIR 21463 18.0	P 3475	P 3475Y			
2.0 /4wd (Abs)	84-91	BDX 20905 18.0	P 2645		BDX 20336 14.0	P 3756	
2.0 /4wd (Abs)	84-91	GIR 21463 18.0	P 3475	P 3475Y	BDX 20336 14.0	P 3756	
2.1 TD	84-91	BDX 20905 18.0	P 2645				
2.1 TD	84-91	GIR 21463 18.0	P 3475	P 3475Y			
2.1 TD (Abs)	84-91	BDX 20905 18.0	P 2645		BDX 20336 14.0	P 3756	
2.1 TD (Abs)	84-91	GIR 21463 18.0	P 3475	P 3475Y	BDX 20336 14.0	P 3756	
2.2 /4wd	84-91	BDX 20905 18.0	P 2645				
2.2 /4wd	84-91	GIR 21463 18.0	P 3475	P 3475Y			
2.2 /4wd (Abs)	84-91	BDX 20905 18.0	P 2645		BDX 20336 14.0	P 3756	
2.2 /4wd (Abs)	84-91	GIR 21463 18.0	P 3475	P 3475Y	BDX 20336 14.0	P 3756	
ESPACE II							
2.0i	91-97	GIR 20247 18.0	P 2965				
2.0i (Abs)	91-97	GIR 20247 18.0	P 2965		BDX 20336 14.0	P 3756	
2.1 TD	91-97	GIR 20247 18.0	P 2965				
2.1 TD (Abs)	91-97	GIR 20247 18.0	P 2965		BDX 20336 14.0	P 3756	
2.2 /4wd	91-97	GIR 20247 18.0	P 2965				
2.2 /4wd (Abs)	91-97	GIR 20247 18.0	P 2965		BDX 20336 14.0	P 3756	
2.8i V6	91-97	GIR 21388 18.0	P 3695		BDX 20336 14.0	P 3756	
ESPACE III							
1.9 dTi	00-02	GIR 21888 18.0	P 4565		GIR 20961 16.0	P 3277	
2.0i	97-00	GIR 21888 18.0	P 4565		BRE 20410 15.0	P 3935	
2.0i 16V	00-02	GIR 21888 18.0	P 4565		GIR 20961 16.0	P 3277	
2.0i 16V	98-00	GIR 21888 18.0	P 4565		BRE 20410 15.0	P 3935	
2.2 12V TD	97-00	GIR 21888 18.0	P 4565		BRE 20410 15.0	P 3935	
2.2 16V dCi	00-02	GIR 21888 18.0	P 4565		GIR 20961 16.0	P 3277	
3.0i (123 KW 167 HP)	97-98	GIR 21888 18.0	P 4565		BRE 20410 15.0	P 3935	
3.0i V6 24V (140 KW 190 HP)	00-02	GIR NO 18.0	P 5725		GIR 20961 16.0	P 3277	
3.0i V6 24V (140 KW 190 HP)	00-02	GIR 23100 18.0	P 5726		GIR 20961 16.0	P 3277	
3.0i V6 24V (140 KW 190 HP) NEW	98-00	GIR 23099 18.0	P 5727		BRE 20410 15.0	P 3935	
ESPACE IV							
1.9 dCi	02-06	ATE 23248 18.0	P 5706		ATE 23483 16.5	P 5715	
2.0 16V dCi	06-	ATE 23248 18.0	P 5706		ATE 23483 16.5	P 5715	
2.0i 16V	02-	ATE 23248 18.0	P 5706		ATE 23483 16.5	P 5715	
2.0i 16V Turbo	02-	ATE 23248 18.0	P 5706		ATE 23483 16.5	P 5715	
2.2 16V dCi	02-	ATE 23248 18.0	P 5706		ATE 23483 16.5	P 5715	
3.0 V6 24V dCi	02-06	ATE 23248 18.0	P 5706		ATE 23483 16.5	P 5715	
3.5i V6 24V	02-	ATE 23248 18.0	P 5706		ATE 23483 16.5	P 5715	



* Con segnalatori/ with wear device / avec avertisseurs

		KIT ANTERIORE / FRONT / AVANT			KIT POSTERIORE / REAR / ARRIERE		
		SYST./MVA/SP.	CODICE P.N. - Ref.	*	SYST./MVA/SP.	CODICE P.N. - Ref.	*
GRAND ESPACE							
2.0i	97-00	GIR 21888 18.0	P 4565		BRE 20410 15.0	P 3935	
2.0i 16V	00-02	GIR 21888 18.0	P 4565		GIR 20961 16.0	P 3277	
2.0i 16V	98-00	GIR 21888 18.0	P 4565		BRE 20410 15.0	P 3935	
2.2 12V TD	97-00	GIR 21888 18.0	P 4565		BRE 20410 15.0	P 3935	
2.2 16V dCi	00-02	GIR 21888 18.0	P 4565		GIR 20961 16.0	P 3277	
3.0i (123 KW 167 HP)	97-98	GIR 21888 18.0	P 4565		BRE 20410 15.0	P 3935	
3.0i V6 24V (140 KW 190 HP)	00-02	GIR NO 18.0	P 5725		GIR 20961 16.0	P 3277	
3.0i V6 24V (140 KW 190 HP)	98-00	GIR 23100 18.0	P 5726		BRE 20410 15.0	P 3935	
KANGOO							
1.2i	97-08	BCH 21980 18.0	P 4875				
1.2i (Abs)	99-08	BCH 21981 18.0	P 4876				
1.2i 16V	01-08	BCH 21980 18.0	P 4875				
1.2i 16V (Abs)	01-08	BCH 21981 18.0	P 4876				
1.4i	97-08	BCH 21980 18.0	P 4875				
1.4i (Abs)	99-08	BCH 21981 18.0	P 4876				
1.5 dCi	01-08	BCH 21980 18.0	P 4875				
1.5 dCi (Abs)	01-08	BCH 21981 18.0	P 4876				
1.6i 16V	01-08	BCH 21980 18.0	P 4875				
1.6i 16V (Abs)	01-08	BCH 21981 18.0	P 4876				
1.6i 16V 4wd	01-08	BCH 23930 18.0	P 7855		BCH 23557 17.0	P 5535	
1.9 D	97-08	BCH 21980 18.0	P 4875				
1.9 D (Abs)	99-08	BCH 21981 18.0	P 4876				
1.9 dCi 4wd	01-08	BCH 23930 18.0	P 7855		BCH 23557 17.0	P 5535	
1.9 dTi	00-08	BCH 21980 18.0	P 4875				
1.9 dTi (Abs)	00-08	BCH 21981 18.0	P 4876				
KANGOO							
1.5 dCi NEW	07-	BRE NO 18.0	P10535		BRE NO 16.0	P10555	
1.6i 16V NEW	07-	BRE NO 18.0	P10535		BRE NO 16.0	P10555	
LAGUNA I							
1.6i 16V /Station Wagon	97-98	GIR 21388 18.0	P 3695		BRE 20410 15.0	P 3935	
1.6i 16V /Station Wagon	98-99	GIR 21388 18.0	P 3695		BRE 21964 14.5	P 8755	
1.6i 16V /Station Wagon	99-01	GIR 23172 18.0	P 3697		BRE 21964 14.5	P 8755	
1.8i /Station Wagon	93-95	GIR 21424 18.0	P 3335		BRE 20410 15.0	P 3935	
1.8i /Station Wagon	95-98	GIR 21388 18.0	P 3695		BRE 20410 15.0	P 3935	
1.8i 16V /Station Wagon	95-98	GIR 21388 18.0	P 3695		BRE 20410 15.0	P 3935	
1.8i 16V /Station Wagon	98-99	GIR 21388 18.0	P 3695		BRE 21964 14.5	P 8755	
1.8i 16V /Station Wagon	99-01	GIR 23172 18.0	P 3697		BRE 21964 14.5	P 8755	
1.9 dTi-dCi /Station Wagon	98-99	GIR 21388 18.0	P 3695		BRE 21964 14.5	P 8755	
1.9 dTi-dCi /Station Wagon	99-01	GIR 23172 18.0	P 3697		BRE 21964 14.5	P 8755	
2.0i /Station Wagon	93-98	GIR 21388 18.0	P 3695		BRE 20410 15.0	P 3935	
2.0i 16V /Station Wagon	95-98	GIR 21388 18.0	P 3695		BRE 20410 15.0	P 3935	
2.0i 16V /Station Wagon	98-99	GIR 21388 18.0	P 3695		BRE 21964 14.5	P 8755	
2.0i 16V /Station Wagon	99-01	GIR 23172 18.0	P 3697		BRE 21964 14.5	P 8755	
2.2 12V D-TD /Station Wagon	93-98	GIR 21388 18.0	P 3695		BRE 20410 15.0	P 3935	
2.2 12V TD /Station Wagon	98-99	GIR 21388 18.0	P 3695		BRE 21964 14.5	P 8755	
2.2 12V TD /Station Wagon	99-01	GIR 23172 18.0	P 3697		BRE 21964 14.5	P 8755	
3.0i V6 24V /Station Wagon	93-98	GIR 21388 18.0	P 3695		BRE 20410 15.0	P 3935	
3.0i V6 24V /Station Wagon	98-99	GIR 21388 18.0	P 3695		BRE 21964 14.5	P 8755	
3.0i V6 24V /Station Wagon	99-01	GIR 23172 18.0	P 3697		BRE 21964 14.5	P 8755	
LAGUNA II							
1.6i 16V /Station Wagon (15" wheels)	01-07	ATE 23217 18.0	P 5695		ATE 23483 16.5	P 5715	
1.6i 16V /Station Wagon (16"-17" wheels)	01-07	ATE 23247 18.0	P 5705		ATE 23483 16.5	P 5715	
1.8i 16V /Station Wagon (15" wheels)	01-07	ATE 23217 18.0	P 5695		ATE 23483 16.5	P 5715	
1.8i 16V /Station Wagon (16"-17" wheels)	01-07	ATE 23247 18.0	P 5705		ATE 23483 16.5	P 5715	
1.9 dCi 110 /Station Wagon	05-07	ATE 23247 18.0	P 5705		ATE 23483 16.5	P 5715	
1.9 dCi 120-130 /Station Wagon	01-07	ATE 23247 18.0	P 5705		ATE 23483 16.5	P 5715	
1.9 dCi 95-100 /SW(15" wheels)	01-07	ATE 23217 18.0	P 5695		ATE 23483 16.5	P 5715	
1.9 dCi 95-100 /SW(16"-17" wheels)	01-07	ATE 23247 18.0	P 5705		ATE 23483 16.5	P 5715	
2.0 16V dCi 150 /Station Wagon	06-07	ATE 23247 18.0	P 5705		ATE 23483 16.5	P 5715	
2.0 16V dCi 175 /Station Wagon	06-07	ATE 23248 18.0	P 5706		ATE 23483 16.5	P 5715	
2.0i 16V /Station Wagon	02-07	ATE 23247 18.0	P 5705		ATE 23483 16.5	P 5715	
2.0i 16V IDE /Station Wagon	01-07	ATE 23247 18.0	P 5705		ATE 23483 16.5	P 5715	
2.0i 16V Turbo /Station Wagon	03-07	ATE 23248 18.0	P 5706		ATE 23483 16.5	P 5715	
2.2 16V dCi /Station Wagon	01-07	ATE 23247 18.0	P 5705		ATE 23483 16.5	P 5715	
3.0i V6 24V /Station Wagon	01-07	ATE 23248 18.0	P 5706		ATE 23483 16.5	P 5715	
LAGUNA III							
1.5 dCi 110 /Station Wagon	07-	ATE 23217 18.0	P 5695		ATE 24137 16.5	P 5716	
1.6i 16V /Station Wagon	07-	ATE 23217 18.0	P 5695		ATE 24137 16.5	P 5716	
2.0 16V dCi 130-150-175 /SANEW	07-	ATE NO 18.0	P10445		ATE 24137 16.5	P 5716	
2.0i 16V /Station Wagon NEW	07-	ATE NO 18.0	P10445		ATE 24137 16.5	P 5716	
2.0i 16V Turbo /Station Wagon NEW	07-	ATE NO 18.0	P10445		ATE 24137 16.5	P 5716	
MEGANE I							
1.4i /Classic	96-99	GIR 21463 18.0	P 3475	P 3475Y			
1.4i 16V /Cabrio/Classic/Coach	99-02	GIR 23172 18.0	P 3697				
1.6i /Cabrio/Classic/Coach	96-99	GIR 21463 18.0	P 3475	P 3475Y			
1.6i 16V /Cabrio/Classic/Coach	99-02	GIR 23172 18.0	P 3697				
1.8i 16V	01-	GIR 23172 18.0	P 3697		GIR 20961 16.0	P 3277	

* Con segnalatori/ with wear device / avec avertisseurs

		KIT ANTERIORE / FRONT / AVANT			KIT POSTERIORE / REAR / ARRIERE		
		SYST./MVA/SP.	CODICE P.N. - Ref.	*	SYST./MVA/SP.	CODICE P.N. - Ref.	*
1.9 D /Classic	96-99	GIR 21463 18.0	P 3475	P 3475Y			
1.9 dTi-dCi /Classic/Coach	99-02	GIR 23172 18.0	P 3697				
1.9 TD /Classic/Coach	96-99	GIR 21463 18.0	P 3475	P 3475Y			
2.0i /Classic/Coach	96-99	GIR 21463 18.0	P 3475	P 3475Y			
2.0i 16V Cabrio/Coach	96-99	GIR 21388 18.0	P 3695		BDX 20974 11.0	P 2657	
2.0i 16V IDE Cabrio/Coach	99-02	GIR 23172 18.0	P 3697		GIR 20961 16.0	P 3277	
1.4i 16V Station Wagon	99-03	GIR 23172 18.0	P 3697				
1.6i 16V Station Wagon	99-03	GIR 23172 18.0	P 3697				
1.9 dTi-dCi Station Wagon	99-03	GIR 23172 18.0	P 3697		GIR 20961 16.0	P 3277	
MEGANE II							
1.4i 16V (60 KW 82 HP) NEW	03-	BCH 24393 17.5	P10225		GIR 20961 16.0	P 3277	
1.4i 16V /SW/Coupé (72 KW 98 HP)	02-	BCH 23934 18.0	P 7845		GIR 20961 16.0	P 3277	
1.5 dCi /Station Wagon /Coupe'	02-05	BCH 23930 18.0	P 7855		GIR 20961 16.0	P 3277	
1.5 dCi /Station Wagon /Coupe' NEW	05-	ATE 24535 18.0	P 5696		GIR 20961 16.0	P 3277	
1.6i 16V /Station Wagon /Cabrio /Coupe'	02-05	BCH 23930 18.0	P 7855		GIR 20961 16.0	P 3277	
1.6i 16V /SW /Cabrio /Coupe' NEW	05-	ATE 24535 18.0	P 5696		GIR 20961 16.0	P 3277	
1.9 dCi /Station Wagon /Cabrio /Coupe'	02-05	BCH 23930 18.0	P 7855		GIR 20961 16.0	P 3277	
1.9 dCi /SW /Cabrio /Coupe' NEW	05-	ATE 24535 18.0	P 5696		GIR 20961 16.0	P 3277	
2.0 16V dCi /Coupe' (127 KW 175 HP)	07-	BRE 24162 15.0			ATE 23483 16.5	P 5715	
2.0 16V dCi /Station Wagon /Cabrio /Coupe' (110 KW 150 HP) NEW	05-	ATE 24535 18.0	P 5696		GIR 20961 16.0	P 3277	
2.0i 16V /Station Wagon /Cabrio /Coupe'	02-05	BCH 23930 18.0	P 7855		GIR 20961 16.0	P 3277	
2.0i 16V /SW /Cabrio /Coupe' NEW	05-	ATE 24535 18.0	P 5696		GIR 20961 16.0	P 3277	
2.0i 16V Turbo /Cabrio /Coupe'	04-05	BCH 23930 18.0	P 7855		GIR 20961 16.0	P 3277	
2.0i 16V Turbo /Cabrio /Coupe' NEW	05-	ATE 24535 18.0	P 5696		GIR 20961 16.0	P 3277	
2.0i 16V Turbo RS	04-	BRE 24162 15.0			ATE 23483 16.5	P 5715	
MEGANE Scenic							
1.4i	96-99	GIR 21463 18.0	P 3475	P 3475Y			
1.6i	96-99	GIR 21463 18.0	P 3475	P 3475Y			
1.9 D	96-99	GIR 21463 18.0	P 3475	P 3475Y			
1.9 TD	96-99	GIR 21388 18.0	P 3695				
2.0i	96-99	GIR 21388 18.0	P 3695				
MODUS							
1.2i 16V	04-	GIR 23973 17.5	P 7265				
1.4i 16V	04-	GIR 23973 17.5	P 7265		GIR 20961 16.0	P 3277	
1.5 dCi (48 KW 65 HP-60 KW 80 HP)	04-	GIR 23973 17.5	P 7265				
1.5 dCi (78 KW 105 HP)	05-	GIR 23973 17.5	P 7265		GIR 20961 16.0	P 3277	
1.6i	04-	GIR 23973 17.5	P 7265		GIR 20961 16.0	P 3277	
1.6i 16V	04-	GIR 23973 17.5	P 7265		GIR 20961 16.0	P 3277	
R5 Super							
1.0	85-91	BDX 21097 15.0	P 2637				
1.1	85-91	BDX 21097 15.0	P 2637				
1.4	85-91	BDX 20905 18.0	P 2645				
1.4	85-91	GIR 21463 18.0	P 3475	P 3475Y			
1.4 Turbo	85-91	GIR 21463 18.0	P 3475	P 3475Y	BDX 20973 11.0	P 2655	
1.6 D	86-91	BDX 20905 18.0	P 2645				
1.6 D	86-91	BDX 20905 15.0	P 2648				
1.6 D	86-91	GIR 21463 18.0	P 3475	P 3475Y			
1.7 (54 KW 73 HP)	86-91	BDX 20905 18.0	P 2645				
1.7 (54 KW 73 HP)	86-91	BDX 20905 15.0	P 2648				
1.7 (54 KW 73 HP)	86-91	GIR 21463 18.0	P 3475	P 3475Y			
1.7 (64 KW 87 HP-69 KW 94 HP)	86-91	BDX 20905 18.0	P 2645				
1.7 (64 KW 87 HP-69 KW 94 HP)	86-91	GIR 21463 18.0	P 3475	P 3475Y			
R5							
0.8	82-85	BDX 20494 14.0	P 230.10				
0.8	82-85	GIR 20480 15.5	P 2395				
1.0	72-85	BDX 20494 14.0	P 230.10				
1.0	72-85	GIR 20480 15.5	P 2395				
1.1	80-85	BDX 20494 14.0	P 230.10				
1.1	80-85	GIR 20480 15.5	P 2395				
1.3	76-85	GIR 20480 15.5	P 2395				
1.3	76-85	BDX 20494 14.0	P 230.10				
1.4	77-85	BDX 20494 14.0	P 230.10				
1.4	77-85	GIR 20480 15.5	P 2395				
1.4 Turbo	81-85	BDX 20494 14.0	P 230.10		BDX 20336 14.0	P 3756	
SAFRANE							
2.0i	92-96	GIR 21388 18.0	P 3695		BRE 20410 15.0	P 3935	
2.0i 16V	96-99	GIR 21388 18.0	P 3695		BRE 20410 15.0	P 3935	
2.0i 16V	99-02	GIR 23172 18.0	P 3697		BRE 20410 15.0	P 3935	
2.1 TD	93-96	GIR 21388 18.0	P 3695		BRE 20410 15.0	P 3935	
2.2 12V TD	96-99	GIR 21388 18.0	P 3695		BRE 20410 15.0	P 3935	
2.2 12V TD	99-02	GIR 23172 18.0	P 3697		BRE 20410 15.0	P 3935	
2.2i	92-96	GIR 21388 18.0	P 3695		BRE 20410 15.0	P 3935	
2.5 TD	92-96	GIR 21388 18.0	P 3695		BRE 20410 15.0	P 3935	
2.5i 20V	96-99	GIR 21388 18.0	P 3695		BRE 20410 15.0	P 3935	
2.5i 20V	99-02	GIR 23172 18.0	P 3697		BRE 20410 15.0	P 3935	
3.0i V6	92-98	GIR 21388 18.0	P 3695		BRE 20410 15.0	P 3935	
3.0i V6 24V	98-99	GIR 21388 18.0	P 3695		BRE 20410 15.0	P 3935	



* Con segnalatori/ with wear device / avec avertisseurs

		KIT ANTERIORE / FRONT / AVANT			KIT POSTERIORE / REAR / ARRIERE		
		SYST./MVA/SP.	CODICE P.N. - Ref.	*	SYST./MVA/SP.	CODICE P.N. - Ref.	*
3.0i V6 24V	99-02	GIR 23172 18.0	P 3697		BRE 20410 15.0	P 3935	
3.0i V6 4wd	92-96	GIR 21388 18.0	P 3695				
3.0i V6 Biturbo 4wd	93-96	GIR 21388 18.0	P 3695				
SCENIC							
1.4i 16V	99-03	GIR 23172 18.0	P 3697		GIR 20961 16.0	P 3277	
1.6i 16V	99-03	GIR 23172 18.0	P 3697		GIR 20961 16.0	P 3277	
1.8i 16V	01-03	GIR 23172 18.0	P 3697		GIR 20961 16.0	P 3277	
1.9 dCi RX4	00-03	GIR 23172 18.0	P 3697		GIR 20961 16.0	P 3277	
1.9 dTi-dCi	99-03	GIR 23172 18.0	P 3697		GIR 20961 16.0	P 3277	
2.0i 16V IDE	99-03	GIR 23172 18.0	P 3697		GIR 20961 16.0	P 3277	
2.0i 16V RX4	99-03	GIR 23172 18.0	P 3697		GIR 20961 16.0	P 3277	
TWINGO							
1.2i	00-07	GIR 21463 18.0	P 3475				
1.2i	93-00	BDX 20634 15.0	P 263.10				
1.2i 16V	01-07	GIR 21463 18.0	P 3475				
1.2i automatic transmission	96-07	GIR 21463 18.0	P 3475				
TWINGO							
1.2i	07-	GIR 21463 18.0	P 3475				
1.2i 16V	07-	GIR 21463 18.0	P 3475				
1.2i 16V Turbo	07-	GIR 21463 18.0	P 3475				
1.5 dCi	07-	GIR 21463 18.0	P 3475				
VEL SATIS							
2.0 16V dCi	06-	ATE 23248 18.0	P 5706		ATE 23483 16.5	P 5715	
2.0i 16V Turbo	02-	ATE 23248 18.0	P 5706		ATE 23483 16.5	P 5715	
2.2 16V dCi	02-	ATE 23248 18.0	P 5706		ATE 23483 16.5	P 5715	
3.0i V6 24V dCi	02-	ATE 23248 18.0	P 5706		ATE 23483 16.5	P 5715	
3.5i V6 24V	02-	ATE 23248 18.0	P 5706		ATE 23483 16.5	P 5715	
ROVER							
Serie 100							
111 1.1i	91-98	GIR 21518 18.0	P 3485				
111 1.1i /Cabrio	90-91	LOC 20762 15.0	P 2795				
114 1.4i	90-91	LOC 20762 15.0	P 2795				
114 1.4i	91-98	GIR 21518 18.0	P 3485				
114 1.4i 16V GTI	90-91	LOC 20762 15.0	P 2795				
114 1.4i 16V GTI	91-98	GIR 21518 18.0	P 3485				
114 D 1.4 D	92-98	GIR 21518 18.0	P 3485				
114 D 1.4 D	92-98	LOC 20762 15.0	P 2795				
115 D 1.5 D	94-98	LOC 20762 15.0	P 2795				
115 D 1.5 D	94-98	GIR 21518 18.0	P 3485				
Serie 200							
211 1.1i	96-00	GIR 21515 17.5	P 4025				
211 1.1i (Abs)	96-00	GIR 21515 17.5	P 4025		AKE 21314 13.0	P 3986	
213 1.3	85-89	SUM 21127 15.0	P 2816				
214 1.4i	89-96	GIR 21520 17.5	P 3465				
214 1.4i	96-00	GIR 21515 17.5	P 4025				
214 1.4i (Abs)	89-00	GIR 21515 17.5	P 4025		AKE 21314 13.0	P 3986	
214 1.4i 16V	96-00	GIR 21515 17.5	P 4025		AKE 21314 13.0	P 3986	
216 1.6	85-89	SUM 21127 15.0	P 2816				
216 1.6i 16V /Cabrio/Coupe'	89-00	GIR 21515 17.5	P 4025		AKE 21314 13.0	P 3986	
218 1.8 TD	89-96	GIR 21520 17.5	P 3465				
218 1.8 TD (Abs)	89-96	GIR 21515 17.5	P 4025		AKE 21314 13.0	P 3986	
218 1.8i 16V	96-00	GIR 21515 17.5	P 4025		AKE 21314 13.0	P 3986	
220 2.0 TD	96-00	GIR 21515 17.5	P 4025		AKE 21314 13.0	P 3986	
220 2.0i 16V /Coupe'	92-96	GIR 21515 17.5	P 4025		AKE 21314 13.0	P 3986	
220 2.0i 16V Turbo /Coupe'	93-96	GIR 21515 17.5	P 4025		AKE 21314 13.0	P 3986	
Serie 400							
414 1.4i /Tourer	90-95	GIR 21520 17.5	P 3465				
414 1.4i /Tourer (Abs)	90-95	GIR 21515 17.5	P 4025		AKE 21314 13.0	P 3986	
414 1.4i 16V /Tourer	90-95	GIR 21520 17.5	P 3465				
414 1.4i 16V /Tourer	95-00	GIR 21515 17.5	P 4025				
414 1.4i 16V /Tourer (Abs)	90-00	GIR 21515 17.5	P 4025		AKE 21314 13.0	P 3986	
416 1.6i 16V /Tourer	90-95	GIR 21515 17.5	P 4025		AKE 21314 13.0	P 3986	
416 1.6i 16V /Tourer	95-00	GIR 21515 17.5	P 4025				
416 1.6i 16V /Tourer (Abs)	90-00	GIR 21515 17.5	P 4025		AKE 21314 13.0	P 3986	
418 1.8 TD /Tourer	92-95	GIR 21520 17.5	P 3465				
418 1.8 TD /Tourer (Abs)	92-95	GIR 21515 17.5	P 4025		AKE 21314 13.0	P 3986	
420 2.0 TD /Tourer	95-00	GIR 21515 17.5	P 4025		AKE 21314 13.0	P 3986	
420 2.0i 16V /Tourer	93-95	GIR 21515 17.5	P 4025		AKE 21314 13.0	P 3986	
420 2.0i 16V Turbo	93-95	GIR 21515 17.5	P 4025		AKE 21314 13.0	P 3986	
Serie 600							
618 1.8i 16V (14" wheels)	96-99	AKE 21879 18.5	P 4005		AKE 21719 15.0	P 4015	
618 1.8i 16V (15" wheels)	96-99	AKE 21651 17.5	P 5325		AKE 21719 15.0	P 4015	
620 2.0 TD (14" wheels)	94-99	AKE 21879 18.5	P 4005		AKE 21719 15.0	P 4015	
620 2.0 TD (15" wheels)	94-99	AKE 21651 17.5	P 5325		AKE 21719 15.0	P 4015	
620 2.0i 16V (14" wheels)	93-99	AKE 21879 18.5	P 4005		AKE 21719 15.0	P 4015	
620 2.0i 16V (15" wheels)	93-99	AKE 21651 17.5	P 5325		AKE 21719 15.0	P 4015	
623 2.3i 16V (14" wheels)	93-99	AKE 21879 18.5	P 4005		AKE 21719 15.0	P 4015	
623 2.3i 16V (15" wheels)	93-99	AKE 21651 17.5	P 5325		AKE 21719 15.0	P 4015	

* Con segnalatori/ with wear device / avec avertisseurs

		KIT ANTERIORE / FRONT / AVANT			KIT POSTERIORE / REAR / ARRIERE		
		SYST./MVA/SP.	CODICE P.N. - Ref.	*	SYST./MVA/SP.	CODICE P.N. - Ref.	*
Serie 800							
820 2.0i 16V	86-87	AKE 20067 17.5	P 4595		AKE 20029 15.0	P 4195	
820 2.0i 16V NEW	87-92	GIR 21246 18.0	P 9305		GIR 20091 14.5	P 9325	
820 2.0i 16V	92-99	GIR 21515 17.5	P 4025		GIR 21684 14.5	P 9326	
820 2.0i 16V Turbo	92-99	GIR 21515 17.5	P 4025		GIR 21684 14.5	P 9326	
825 2.5 D/ SD NEW	90-92	GIR 21246 18.0	P 9305		GIR 21684 14.5	P 9326	
825 2.5 D/ SD	92-99	GIR 21515 17.5	P 4025		GIR 21684 14.5	P 9326	
825 2.5i NEW	86-92	GIR 20086 18.0	P 9315		GIR 20091 14.5	P 9325	
825 2.5i V6 24V	96-99	GIR 21515 17.5	P 4025		GIR 21684 14.5	P 9326	
827 2.7i NEW	86-92	GIR 20086 18.0	P 9315		GIR 20091 14.5	P 9325	
827 2.7i V6 24V	92-99	GIR 21515 17.5	P 4025		GIR 21684 14.5	P 9326	
SAAB							
9-3 (YS3D)							
2.0i 16V	98-02	ATE 23117 19.5	P 3456		ATE 21050 15.5	P 5095	
2.0i 16V Cabrio	98-03	ATE 23117 19.5	P 3456		ATE 21050 15.5	P 5095	
2.0i 16V Turbo	98-02	ATE 23117 19.5	P 3456		ATE 21050 15.5	P 5095	
2.0i 16V Turbo Cabrio	98-03	ATE 23117 19.5	P 3456		ATE 21050 15.5	P 5095	
2.2 16V TiD	98-02	ATE 23117 19.5	P 3456		ATE 21050 15.5	P 5095	
2.3i 16V	98-02	ATE 23117 19.5	P 3456		ATE 21050 15.5	P 5095	
2.3i 16V Cabrio	98-03	ATE 23117 19.5	P 3456		ATE 21050 15.5	P 5095	
9-3 (YS3F)							
1.8i 16V	02-	ATE 23402 20.0	P 7815		ATE 24137 16.5	P 5716	
1.8i 16V Station Wagon	05-	ATE 23402 20.0	P 7815		ATE 24137 16.5	P 5716	
1.8i 16V Turbo	02-	ATE 23402 20.0	P 7815		ATE 24137 16.5	P 5716	
1.8i 16V Turbo Cabrio	03-	ATE 23402 20.0	P 7815		ATE 24137 16.5	P 5716	
1.8i 16V Turbo Station Wagon	05-	ATE 23402 20.0	P 7815		ATE 24137 16.5	P 5716	
1.9 TiD	04-	ATE 23402 20.0	P 7815		ATE 24137 16.5	P 5716	
1.9 TiD Station Wagon	05-	ATE 23402 20.0	P 7815		ATE 24137 16.5	P 5716	
1.9 TTiD	07-	ATE 23402 20.0	P 7815		ATE 24137 16.5	P 5716	
1.9 TTiD Station Wagon	07-	ATE 23402 20.0	P 7815		ATE 24137 16.5	P 5716	
2.0i 16V Turbo (129 KW 175 HP)	02-	ATE 23402 20.0	P 7815		ATE 24137 16.5	P 5716	
2.0i 16V Turbo (129 KW 175 HP) SW	05-	ATE 23402 20.0	P 7815		ATE 24137 16.5	P 5716	
2.0i 16V Turbo (148 KW 200 HP)	05-	ATE 23402 20.0	P 7815		ATE 24137 16.5	P 5716	
2.0i 16V Turbo (148 KW 200 HP) SW	05-	ATE 23402 20.0	P 7815		ATE 24137 16.5	P 5716	
2.0i 16V Turbo Aero (155KW 210HP) NEW	02-07	ATE 23405 20.5	P10545		ATE 24137 16.5	P 5716	
2.0i 16V Turbo Aero (155 KW 210 HP) Station Wagon NEW	05-07	ATE 23405 20.5	P10545		ATE 24137 16.5	P 5716	
2.0i 16V Turbo Aero Cabrio (155 KW 210 HP) NEW	03-07	ATE 23405 20.5	P10545		ATE 24137 16.5	P 5716	
2.0i 16V Turbo Cabrio (129 KW 175 HP)	03-	ATE 23402 20.0	P 7815		ATE 24137 16.5	P 5716	
2.0i 16V Turbo Cabrio (148 KW 200 HP)	05-	ATE 23402 20.0	P 7815		ATE 24137 16.5	P 5716	
2.2 TiD	02-04	ATE 23402 20.0	P 7815		ATE 24137 16.5	P 5716	
2.8i Turbo V6 Aero NEW	05-	ATE 23405 20.5	P10545		ATE 24137 16.5	P 5716	
2.8i Turbo V6 Aero Cabrio NEW	06-	ATE 23405 20.5	P10545		ATE 24137 16.5	P 5716	
2.8i Turbo V6 Aero Station Wagon NEW	05-	ATE 23405 20.5	P10545		ATE 24137 16.5	P 5716	
9-5 (YS3E)							
1.9 TiD /Station Wagon	04-	ATE 23798 19.5	P 3457		ATE 21934 17.0	P 4955	
2.0i 16V Turbo /Station Wagon	01-	ATE 23798 19.5	P 3457		ATE 21934 17.0	P 4955	
2.0i 16V Turbo /SW (from X3025752)	99-01	ATE 23117 19.5	P 3456		ATE 21934 17.0	P 4955	
2.0i 16V Turbo /SW(up to X3025751)	97-99	ATE 23117 19.5	P 3456		ATE 21050 15.5	P 5095	
2.2 16V TiD /Station Wagon	01-04	ATE 23798 19.5	P 3457		ATE 21934 17.0	P 4955	
2.3i 16V Turbo /Station Wagon	01-	ATE 23798 19.5	P 3457		ATE 21934 17.0	P 4955	
2.3i 16V Turbo /SW(from X3025752)	99-01	ATE 23117 19.5	P 3456		ATE 21934 17.0	P 4955	
2.3i 16V Turbo /SW (up to X3025751)	97-99	ATE 23117 19.5	P 3456		ATE 21050 15.5	P 5095	
3.0 V6 TiD /Station Wagon	01-06	ATE 23798 19.5	P 3457		ATE 21934 17.0	P 4955	
3.0i V6 24V Turbo /Station Wagon	01-06	ATE 23798 19.5	P 3457		ATE 21934 17.0	P 4955	
3.0i V6 24V Turbo /SW(from X3025752)	99-01	ATE 23117 19.5	P 3456		ATE 21934 17.0	P 4955	
3.0i V6 24V Turbo /SW(up to X3025751)	97-99	ATE 23117 19.5	P 3456		ATE 21050 15.5	P 5095	
900 I							
2.0	79-87	GIR 20402 16.5	P 2455		ATE 20009 14.0	P 2275	
2.0 (ventilated disc)	79-87	GIR 20402 14.0	P 2456		ATE 20009 14.0	P 2275	
2.0i	87-90	GIR 21068 17.5	P 3785		ATE 21090 15.0	P 2975	
2.0i (Abs)	87-90	ATE 21154 19.5	P 4435		ATE 21090 15.0	P 2975	
2.0i 16V /Cabrio	89-93	GIR 21068 17.5	P 3785		ATE 21090 15.0	P 2975	
2.0i 16V /Cabrio (Abs)	89-93	ATE 21154 19.5	P 4435		ATE 21090 15.0	P 2975	
2.0i 16V Turbo	85-87	GIR 20402 16.5	P 2455		ATE 20009 14.0	P 2275	
2.0i 16V Turbo (ventilated disc)	85-87	GIR 20402 14.0	P 2456		ATE 20009 14.0	P 2275	
2.0i 16V Turbo /Cabrio	87-93	GIR 21068 17.5	P 3785		ATE 21090 15.0	P 2975	
2.0i 16V Turbo /Cabrio (Abs)	87-93	ATE 21154 19.5	P 4435		ATE 21090 15.0	P 2975	
2.0i Turbo	84-87	GIR 20402 16.5	P 2455		ATE 20009 14.0	P 2275	
2.0i Turbo	87-91	GIR 21068 17.5	P 3785		ATE 21090 15.0	P 2975	
2.0i Turbo (Abs)	87-91	ATE 21154 19.5	P 4435		ATE 21090 15.0	P 2975	
2.0i Turbo (ventilated disc)	84-87	GIR 20402 14.0	P 2456		ATE 20009 14.0	P 2275	
2.1i 16V /Cabrio	90-93	GIR 21068 17.5	P 3785		ATE 21090 15.0	P 2975	
2.1i 16V /Cabrio (Abs)	90-93	ATE 21154 19.5	P 4435		ATE 21090 15.0	P 2975	
900 II							
2.0i 16V /Cabrio/Coupe'	93-96	ATE 21411 17.0	P 3555		ATE 21140 15.5	P 3685	
2.0i 16V /Cabrio/Coupe'	96-98	ATE 21829 19.5	P 3455		ATE 21050 15.5	P 5095	

* Con segnalatori/ with wear device / avec avertisseurs

		KIT ANTERIORE / FRONT / AVANT			KIT POSTERIORE / REAR / ARRIERE		
		SYST./MVA/SP.	CODICE P.N. - Ref.	*	SYST./MVA/SP.	CODICE P.N. - Ref.	*
2.0i 16V Turbo /Cabrio/Coupe'	93-96	ATE 21411 17.0	P 3555		ATE 21140 15.5	P 3685	
2.0i 16V Turbo /Cabrio/Coupe'	96-98	ATE 21829 19.5	P 3455		ATE 21050 15.5	P 5095	
2.3i 16V /Cabrio/Coupe'	93-96	ATE 21411 17.0	P 3555		ATE 21140 15.5	P 3685	
2.3i 16V /Cabrio/Coupe'	96-98	ATE 21829 19.5	P 3455		ATE 21050 15.5	P 5095	
2.5i V6 24V /Cabrio/Coupe'	93-96	ATE 21411 17.0	P 3555		ATE 21140 15.5	P 3685	
2.5i V6 24V /Cabrio/Coupe'	96-98	ATE 21829 19.5	P 3455		ATE 21050 15.5	P 5095	
9000							
2.0i 16V	85-88	GIR 21068 17.5	P 3785		ATE 21090 15.0	P 2975	
2.0i 16V	88-88	ATE 21154 19.5	P 4435		ATE 21090 15.0	P 2975	
2.0i 16V Turbo	85-88	GIR 21068 17.5	P 3785		ATE 21090 15.0	P 2975	
2.0i 16V Turbo	88-88	ATE 21154 19.5	P 4435		ATE 21090 15.0	P 2975	
2.3i 16V	85-88	GIR 21068 17.5	P 3785		ATE 21090 15.0	P 2975	
2.3i 16V	88-88	ATE 21154 19.5	P 4435		ATE 21090 15.0	P 2975	
2.3i 16V Turbo	85-88	GIR 21068 17.5	P 3785		ATE 21090 15.0	P 2975	
2.3i 16V Turbo	88-88	ATE 21154 19.5	P 4435		ATE 21090 15.0	P 2975	
3.0i V6 24V	93-98	ATE 21154 19.5	P 4435		ATE 21090 15.0	P 2975	
SEAT							
ALHAMBRA							
1.8i 20V Turbo	96-00	ATE 21848 20.0	P 5135		GIR 20961 17.0	P 3276	
1.9 TDI (66 KW 90 HP)	95-00	ATE 21848 20.0	P 5135		GIR 20961 17.0	P 3276	
1.9 TDI (81 KW 110 HP)	96-00	ATE 21848 20.0	P 5135		GIR 20961 17.0	P 3276	
2.0i	95-00	ATE 21848 20.0	P 5135		GIR 20961 17.0	P 3276	
2.0i 16V	95-00	ATE 21848 20.0	P 5135		GIR 20961 17.0	P 3276	
ALHAMBRA							
1.8i 20V Turbo (15" wheels - disc 288 x 25 mm)	00-02	ATE 23324 20.0	P 5136		GIR 23516 17.0	P 3278	
1.8i 20V Turbo (16" wheels - disc 313 x 26 mm)	01-	ATE 23269 19.5	P 7925		GIR 23446 16.5	P 5807	
1.9 TDI 115 HP (15" wheels - disc 288 x 25 mm)	00-02	ATE 23324 20.0	P 5136		GIR 23516 17.0	P 3278	
1.9 TDI 115 HP (16" wheels - disc 300 x 26 mm)	01-	ATE 23419 19.0	P 7915		GIR 23516 17.0	P 3278	
1.9 TDI 115 HP 4 (4wd)	00-	ATE 23269 19.5	P 7925		GIR 23446 16.5	P 5807	
1.9 TDI 130 HP	02-	ATE 23419 19.0	P 7915		GIR 23516 17.0	P 3278	
1.9 TDI 90 HP (15" wheels - disc 288 x 25 mm)	00-02	ATE 23324 20.0	P 5136		GIR 23516 17.0	P 3278	
1.9 TDI 90 HP (16" wheels - disc 300 x 26 mm)	01-	ATE 23419 19.0	P 7915		GIR 23516 17.0	P 3278	
2.0 16V TDI	05-	ATE 23419 19.0	P 7915		GIR 23516 17.0	P 3278	
2.0i (15" wheels - disc 288 x 25 mm)	00-02	ATE 23324 20.0	P 5136		GIR 23516 17.0	P 3278	
2.0i (16" wheels - disc 300 x 26 mm)	01-	ATE 23419 19.0	P 7915		GIR 23516 17.0	P 3278	
2.8i V6 24V	00-	ATE 23269 19.5	P 7925		GIR 23446 16.5	P 5807	
2.8i V6 24V 4 (4wd)	00-	ATE 23269 19.5	P 7925		GIR 23446 16.5	P 5807	
ALTEA (5P1)							
1.4i 16V	06-	ATE 23187 19.5	P 4457		GIR 20961 17.0	P 3276	
1.4i 16V TSI	06-	ATE 23588 20.0	P 7895		GIR 20961 17.0	P 3276	
1.6i	04-	ATE 23187 19.5	P 4457		GIR 20961 17.0	P 3276	
1.8i 16V TSI	06-	ATE 23588 20.0	P 7895		GIR 20961 17.0	P 3276	
1.9 TDI /DSG	04-	ATE 23588 20.0	P 7895		GIR 20961 17.0	P 3276	
2.0 16V TDI (103 KW 140 HP) /DSG	04-	ATE 23588 20.0	P 7895		GIR 20961 17.0	P 3276	
2.0 16V TDI FR (125 KW 170 HP)	05-	ATE 23588 20.0	P 7895		GIR 23914 17.0	P 7945	
2.0i 16V FSI	04-	ATE 23588 20.0	P 7895		GIR 20961 17.0	P 3276	
2.0i 16V TFSI	06-	ATE 23588 20.0	P 7895		GIR 23914 17.0	P 7945	
AROSA							
1.0i	97-04	ATE 21866 17.0	P 4405				
1.4 TDI (disc 239 x 18 mm)	99-04	ATE 21866 17.0	P 4405				
1.4 TDI (disc 256 x 20 mm)	99-04	GIR 21945 16.0	P 4496				
1.4i	97-04	ATE 21866 17.0	P 4405				
1.4i 16V (74 KW 101 HP)	01-04	GIR 21945 16.0	P 4496		GIR 20961 17.0	P 3276	
1.4i automatic transmission	97-04	ATE 21866 17.0	P 4405				
1.7 D	97-04	ATE 21866 17.0	P 4405				
CORDOBA							
1.4i	93-96	KH 20889 17.5	P 2745	P 2745M			
1.4i /Station Wagon	96-99	ATE 21866 19.5	P 4406				
1.4i 16V	97-99	ATE 21866 19.5	P 4406				
1.6i (55 KW 75 HP)	93-96	KH 20889 17.5	P 2726	P 2726M			
1.6i /Station Wagon (55 KW 75 HP)	96-99	ATE 21866 19.5	P 4406				
1.6i /Station Wagon (74 KW 100 HP)	96-99	GIR 21945 19.5	P 4495				
1.8i	93-96	KH 20889 17.5	P 2726	P 2726M			
1.8i	96-99	ATE 21866 19.5	P 4406				
1.8i (ventilated disc)	93-96	KH 20889 17.5	P 2725	P 2725M			
1.8i 16V	93-97	GIR 20168 16.0	P 2775		GIR 20961 15.0	P 3275	
1.9 D	93-96	KH 20889 17.5	P 2726	P 2726M			
1.9 D (ventilated disc)	93-96	KH 20889 17.5	P 2725	P 2725M			
1.9 D /Station Wagon	96-99	ATE 21866 19.5	P 4406				
1.9 TD (55 KW 75 HP - ventilated disc)	93-96	KH 20889 17.5	P 2725	P 2725M			
1.9 TD (55 KW 75 HP)	93-96	KH 20889 17.5	P 2726	P 2726M			
1.9 TD (55 KW 75 HP)	96-99	ATE 21866 19.5	P 4406				

* Con segnalatori/ with wear device / avec avertisseurs

		KIT ANTERIORE / FRONT / AVANT			KIT POSTERIORE / REAR / ARRIERE		
		SYST./WVA/SP.	CODICE P.N. - Ref.	*	SYST./WVA/SP.	CODICE P.N. - Ref.	*
1.9 TDI /Station Wagon (66 KW 90 HP)	96-99	GIR 21945 19.5	P 4495				
1.9 TDI /Station Wagon (81 KW 110 HP)	97-99	GIR 21945 19.5	P 4495		GIR 20961 15.0	P 3275	
2.0i	93-96	GIR 20168 16.0	P 2775		GIR 20961 15.0	P 3275	
2.0i 16V	96-99	GIR 20168 16.0	P 2775		GIR 20961 15.0	P 3275	
CORDOBA							
1.4i /Station Wagon	99-03	ATE 21866 15.0	P 4407				
1.4i 16V /Station Wagon (55 KW 75 HP)	99-03	ATE 21866 15.0	P 4407				
1.6i /Station Wagon (55 KW 75 HP)	99-00	ATE 21866 15.0	P 4407				
1.6i /Station Wagon (74 KW 100 HP)	99-03	GIR 21945 16.0	P 4496				
1.8i 20V Turbo	01-03	GIR 20168 16.0	P 2775				
1.9 D /Station Wagon	99-03	ATE 21866 15.0	P 4407				
1.9 TDI /Station Wagon (66 KW 90 HP)	99-03	GIR 21945 16.0	P 4496				
1.9 TDI /Station Wagon (81 KW 110 HP)	99-03	GIR 20168 19.0	P 2777		GIR 20961 17.0	P 3276	
CORDOBA							
1.2i 12V	03-	ATE 23131 19.5	P 4456				
1.2i 12V	03-	ATE 23187 19.5	P 4457				
1.2i 12V (without power steering-senza servosterzo)	03-	ATE 21866 17.0	P 4405				
1.2i 12V (without power steering-senza servosterzo)	03-	ATE 23752 17.0	P 4408				
1.4 TDI	03-	ATE 23131 19.5	P 4456				
1.4 TDI	03-	ATE 23187 19.5	P 4457				
1.4i 16V (55 KW 75 HP - Esp)	03-	ATE 23131 19.5	P 4456		GIR 20961 17.0	P 3276	
1.4i 16V (55 KW 75 HP - Esp)	03-	ATE 23187 19.5	P 4457		GIR 23823 17.0	P 3279	
1.4i 16V (55 KW 75 HP without power steering)	03-	ATE 21866 17.0	P 4405				
1.4i 16V (55 KW 75 HP without power steering)	03-	ATE 23752 17.0	P 4408				
1.4i 16V (55 KW 75 HP)	03-	ATE 23131 19.5	P 4456				
1.4i 16V (55 KW 75 HP)	03-	ATE 23187 19.5	P 4457				
1.4i 16V (74 KW 100 HP)	03-	ATE 23131 19.5	P 4456		GIR 20961 17.0	P 3276	
1.4i 16V (74 KW 100 HP)	03-	ATE 23187 19.5	P 4457		GIR 23823 17.0	P 3279	
1.9 D	03-	ATE 23131 19.5	P 4456				
1.9 D	03-	ATE 23187 19.5	P 4457				
1.9 D (without power steering-senza servosterzo)	03-	ATE 21866 17.0	P 4405				
1.9 D (without power steering-senza servosterzo)	03-	ATE 23752 17.0	P 4408				
1.9 TDI (74 KW 100 HP)	03-	ATE 23131 19.5	P 4456		GIR 20961 17.0	P 3276	
1.9 TDI (74 KW 100 HP)	03-	ATE 23187 19.5	P 4457		GIR 23823 17.0	P 3279	
1.9 TDI (96 KW 130 HP)	03-	GIR 23581 19.0	P 7885		GIR 20961 17.0	P 3276	
1.9 TDI (96 KW 130 HP)	03-	GIR 23581 19.0	P 7886		GIR 23823 17.0	P 3279	
IBIZA I							
0.9	84-93	BDX 20952 18.0	P 2606				
0.9	84-93	GIR 21162 16.0	P 2538				
1.2	84-93	BDX 20952 18.0	P 2606				
1.2	84-93	GIR 21162 16.0	P 2538				
1.5-1.5i	84-93	BDX 20952 18.0	P 2606				
1.5-1.5i	84-93	GIR 21162 16.0	P 2538				
1.7 D	84-93	BDX 20952 18.0	P 2606				
1.7 D	84-93	GIR 21162 16.0	P 2538				
1.7i	84-93	BDX 20952 18.0	P 2606				
1.7i	84-93	GIR 21162 16.0	P 2538				
IBIZA II							
1.0i	93-96	KH 20889 17.5	P 2745	P 2745M			
1.0i	96-99	KH 20887 17.0	P 2727	P 2727M			
1.3i	93-96	KH 20889 17.5	P 2745	P 2745M			
1.4i	93-96	KH 20889 17.5	P 2745	P 2745M			
1.4i	96-99	ATE 21866 19.5	P 4406				
1.4i 16V	97-99	ATE 21866 19.5	P 4406				
1.6i	93-96	KH 20887 19.5	P 2726	P 2726M			
1.6i (55 KW 75 HP)	96-99	ATE 21866 19.5	P 4406				
1.6i (74 KW 100 HP)	96-99	GIR 20168 16.0	P 2775				
1.8i	93-96	KH 20887 19.5	P 2726	P 2726M			
1.8i	96-97	ATE 21866 19.5	P 4406				
1.8i (ventilated disc)	93-96	KH 20887 15.0	P 2725	P 2725M			
1.8i 16V	94-97	GIR 20168 16.0	P 2775		GIR 20961 15.0	P 3275	
1.9 D	93-96	KH 20887 19.5	P 2726	P 2726M			
1.9 D	96-99	ATE 21866 19.5	P 4406				
1.9 D (ventilated disc)	93-96	KH 20887 15.0	P 2725	P 2725M			
1.9 TD (55 KW 75 HP - ventilated disc)	93-96	KH 20887 15.0	P 2725	P 2725M			
1.9 TD (55 KW 75 HP)	93-96	KH 20887 15.0	P 2726	P 2726M			
1.9 TD (55 KW 75 HP)	96-99	ATE 21866 19.5	P 4406				
1.9 TDI (66 KW 90 HP)	96-99	GIR 21945 19.5	P 4495				
1.9 TDI (81 KW 110 HP)	97-99	GIR 21945 19.5	P 4495		GIR 20961 15.0	P 3275	
2.0i	93-96	GIR 20168 16.0	P 2775		GIR 20961 15.0	P 3275	
2.0i 16V /Cupra	96-99	GIR 20168 16.0	P 2775		GIR 20961 15.0	P 3275	
IBIZA III							
1.0i	99-02	ATE 21866 15.0	P 4407				



* Con segnalatori/ with wear device / avec avertisseurs

		KIT ANTERIORE / FRONT / AVANT			KIT POSTERIORE / REAR / ARRIERE		
		SYST./MVA/SP.	CODICE P.N. - Ref.	*	SYST./MVA/SP.	CODICE P.N. - Ref.	*
1.4i	99-02	ATE 21866 15.0	P 4407				
1.4i 16V (55 KW 75 HP)	99-02	ATE 21866 15.0	P 4407				
1.6i (55 KW 75 HP)	99-00	ATE 21866 15.0	P 4407				
1.6i (74 KW 100 HP)	99-02	GIR 21945 16.0	P 4496				
1.8i 20V Turbo /Cupra	99-02	GIR 20168 16.0	P 2775		GIR 20961 17.0	P 3276	
1.8i 20V Turbo Cupra R	00-02	BRE 21381 15.0	P 4857		GIR 20961 17.0	P 3276	
1.9 D	99-02	ATE 21866 15.0	P 4407				
1.9 TDI (66 KW 90 HP)	99-02	GIR 21945 16.0	P 4496				
1.9 TDI (81 KW 110 HP)	99-02	GIR 20168 19.0	P 2777		GIR 20961 17.0	P 3276	
IBIZA IV							
1.2i 12V	02-	ATE 23131 19.5	P 4456				
1.2i 12V	02-	ATE 23187 19.5	P 4457				
1.2i 12V (without power steering-senza servosterzo)	02-	ATE 21866 17.0	P 4405				
1.2i 12V (without power steering-senza servosterzo)	02-	ATE 23752 17.0	P 4408				
1.4 TDI	02-	ATE 23131 19.5	P 4456				
1.4 TDI	02-	ATE 23187 19.5	P 4457				
1.4i 16V (55 KW 75 HP without power steering)	02-	ATE 21866 17.0	P 4405				
1.4i 16V (55 KW 75 HP without power steering)	02-	ATE 23752 17.0	P 4408				
1.4i 16V (55 KW 75 HP)	02-	ATE 23131 19.5	P 4456				
1.4i 16V (55 KW 75 HP)	02-	ATE 23187 19.5	P 4457				
IBIZA IV							
1.4i 16V (55 KW 75 HP- Esp)	02-	ATE 23131 19.5	P 4456		GIR 20961 17.0	P 3276	
1.4i 16V (55 KW 75 HP- Esp)	02-	ATE 23187 19.5	P 4457		GIR 23823 17.0	P 3279	
1.4i 16V (74 KW 100 HP)	02-	ATE 23131 19.5	P 4456		GIR 20961 17.0	P 3276	
1.4i 16V (74 KW 100 HP)	02-	ATE 23187 19.5	P 4457		GIR 23823 17.0	P 3279	
1.8i 20V Turbo (110 KW 150 HP)	04-	GIR 23581 19.0	P 7885		GIR 20961 17.0	P 3276	
1.8i 20V Turbo (110 KW 150 HP)	04-	GIR 23581 19.0	P 7886		GIR 23823 17.0	P 3279	
1.8i 20V Turbo Cupra R (132 KW 180 HP - Optional)	04-	AP 20345 16.5	P 6325		GIR 20961 17.0	P 3276	
1.8i 20V Turbo Cupra R (132 KW 180 HP)	04-	ATE 21911 20.0	P 4137		GIR 20961 17.0	P 3276	
1.9 D	02-	ATE 23131 19.5	P 4456				
1.9 D	02-	ATE 23187 19.5	P 4457				
1.9 D (without power steering-senza servosterzo)	02-	ATE 21866 17.0	P 4405				
1.9 D (without power steering-senza servosterzo)	02-	ATE 23752 17.0	P 4408				
1.9 TDI (74 KW 100 HP)	02-	ATE 23187 19.5	P 4457		GIR 23823 17.0	P 3279	
1.9 TDI (74 KW 100 HP)	02-	ATE 23131 19.5	P 4456		GIR 20961 17.0	P 3276	
1.9 TDI (96 KW 130 HP)	02-	GIR 23581 19.0	P 7885		GIR 20961 17.0	P 3276	
1.9 TDI (96 KW 130 HP)	02-	GIR 23581 19.0	P 7886		GIR 23823 17.0	P 3279	
1.9 TDI Cupra R (118 KW 160 HP - Optional)	04-	AP 20345 16.5	P 6325		GIR 20961 17.0	P 3276	
1.9 TDI Cupra R (118 KW 160 HP)	04-	ATE 21911 20.0	P 4137		GIR 20961 17.0	P 3276	
2.0i	03-	GIR 23581 19.0	P 7886		GIR 23823 17.0	P 3279	
2.0i	03-	GIR 23581 19.0	P 7885		GIR 20961 17.0	P 3276	
LEON (1M1)							
1.4i 16V (14" wheels)	99-00	ATE 21974 19.5	P 4455		GIR 20961 17.0	P 3276	
1.4i 16V (14"-15"-16" wheels)	00-05	ATE 23187 19.5	P 4457		GIR 20961 17.0	P 3276	
1.4i 16V (15"-16" wheels)	99-00	ATE 23131 19.5	P 4456		GIR 20961 17.0	P 3276	
1.6i 16V (14" wheels)	99-00	ATE 21974 19.5	P 4455		GIR 20961 17.0	P 3276	
1.6i 16V (14"-15"-16" wheels)	00-05	ATE 23187 19.5	P 4457		GIR 20961 17.0	P 3276	
1.6i 16V (15"-16" wheels)	99-00	ATE 23131 19.5	P 4456		GIR 20961 17.0	P 3276	
1.8i 20V (14" wheels)	99-00	ATE 21974 19.5	P 4455		GIR 20961 17.0	P 3276	
1.8i 20V (14"-15"-16" wheels)	00-05	ATE 23187 19.5	P 4457		GIR 20961 17.0	P 3276	
1.8i 20V (15"-16" wheels)	99-00	ATE 23131 19.5	P 4456		GIR 20961 17.0	P 3276	
1.8i 20V Turbo /Cupra	00-05	ATE 23392 20.0	P 4139		GIR 20961 17.0	P 3276	
1.8i 20V Turbo /Cupra	99-00	ATE 21911 20.0	P 4137		GIR 20961 17.0	P 3276	
1.8i 20V Turbo Cupra R	00-05	ATE 23392 20.0	P 4139		GIR 20961 17.0	P 3276	
1.8i 20V Turbo Cupra R (Optional)	00-05	BRE 24143 15.0	P 4859		GIR 20961 17.0	P 3276	
1.9 D (50 KW 68 HP 14"-15"-16" wheels)	00-05	ATE 23187 19.5	P 4457		GIR 20961 17.0	P 3276	
1.9 D (50 KW 68 HP-14" wheels)	99-00	ATE 21974 19.5	P 4455		GIR 20961 17.0	P 3276	
1.9 D (50 KW 68 HP-15"-16" wheels)	99-00	ATE 23131 19.5	P 4456		GIR 20961 17.0	P 3276	
1.9 TDI (110 KW 150 HP)	01-05	ATE 23392 20.0	P 4139		GIR 20961 17.0	P 3276	
1.9 TDI (66 KW 90 HP-81 KW 110 HP 14"-15"-16" wheels)	00-05	ATE 23187 19.5	P 4457		GIR 20961 17.0	P 3276	
1.9 TDI (66 KW 90 HP-81 KW 110 HP-14" wheels)	99-00	ATE 21974 19.5	P 4455		GIR 20961 17.0	P 3276	
1.9 TDI (66 KW 90 HP-81 KW 110 HP-15"-16" wheels)	99-00	ATE 23131 19.5	P 4456		GIR 20961 17.0	P 3276	
1.9 TDI (96 KW 130 HP)	03-05	ATE 23392 20.0	P 4139		GIR 20961 17.0	P 3276	
2.0i V6 24V	01-05	ATE 23392 20.0	P 4139		GIR 20961 17.0	P 3276	
LEON (1P1)							
1.4i 16V	05-	ATE 23187 19.5	P 4457		GIR 20961 17.0	P 3276	
1.4i 16V TSI	06-	ATE 23588 20.0	P 7895		GIR 20961 17.0	P 3276	

* Con segnalatori/ with wear device / avec avertisseurs

		KIT ANTERIORE / FRONT / AVANT			KIT POSTERIORE / REAR / ARRIERE		
		SYST./MVA/SP.	CODICE P.N. - Ref.	*	SYST./MVA/SP.	CODICE P.N. - Ref.	*
1.6i	05-	ATE 23187 19.5	P 4457		GIR 20961 17.0	P 3276	
1.6i 16V	05-	ATE 23187 19.5	P 4457		GIR 20961 17.0	P 3276	
1.8i 16V TSI	06-	ATE 23588 20.0	P 7895		GIR 20961 17.0	P 3276	
1.9 TDI	05-	ATE 23588 20.0	P 7895		GIR 20961 17.0	P 3276	
2.0 16V TDI (103 KW 140 HP)	05-	ATE 23588 20.0	P 7895		GIR 20961 17.0	P 3276	
2.0 16V TDI FR (125 KW 170 HP)	06-	ATE 23588 20.0	P 7895		GIR 20961 17.0	P 3276	
2.0i 16V FSI	05-	ATE 23588 20.0	P 7895		GIR 20961 17.0	P 3276	
2.0i 16V TFSI (136 KW 185 HP-147 KW 200 HP) /DSG	05-	ATE 23588 20.0	P 7895		GIR 23914 17.0	P 7945	
2.0i 16V TFSI Cupra (177 KW 240 HP) /DSG	06-	ATE 23913 20.0	P 7907		GIR 23914 17.0	P 7945	
2.0i 16V TFSI FR (147 KW 200 HP) /DSG	05-	ATE 23588 20.0	P 7895		GIR 23914 17.0	P 7945	
MARBELLA							
0.8	87-95	BDX 20950 18.0	P 2605				
0.9	87-95	BDX 20950 18.0	P 2605				
TOLEDO							
1.6i	91-96	KH 20887 19.5	P 2726	P 2726M			
1.6i (55 KW 75 HP)	96-99	ATE 21866 19.5	P 4406				
1.6i (74 KW 100 HP)	96-99	GIR 20168 16.0	P 2775				
1.8i	91-96	KH 20887 19.5	P 2726	P 2726M			
1.8i	96-99	ATE 21866 19.5	P 4406				
1.8i 16V	91-97	GIR 20168 16.0	P 2775		GIR 20961 15.0	P 3275	
1.9 D	91-96	KH 20887 19.5	P 2726	P 2726M			
1.9 D	96-99	ATE 21866 19.5	P 4406				
1.9 TD (55 KW 75 HP)	91-96	KH 20887 19.5	P 2726	P 2726M			
1.9 TD (55 KW 75 HP)	96-99	ATE 21866 19.5	P 4406				
1.9 TDI (66 KW 90 HP)	96-99	GIR 21945 19.5	P 4495				
1.9 TDI (81 KW 110 HP)	97-99	GIR 21945 19.5	P 4495		GIR 20961 15.0	P 3275	
2.0i	91-97	GIR 20168 16.0	P 2775		GIR 20961 15.0	P 3275	
2.0i 16V	93-99	GIR 20168 16.0	P 2775		GIR 20961 15.0	P 3275	
TOLEDO							
1.4i 16V	00-05	ATE 23187 19.5	P 4457		GIR 20961 17.0	P 3276	
1.6i 16V (14") wheels	99-00	ATE 21974 19.5	P 4455		GIR 20961 17.0	P 3276	
1.6i 16V (14"-15"-16") wheels	00-05	ATE 23187 19.5	P 4457		GIR 20961 17.0	P 3276	
1.6i 16V (15"-16") wheels	99-00	ATE 23131 19.5	P 4456		GIR 20961 17.0	P 3276	
1.8i 20V (14") wheels	99-00	ATE 21974 19.5	P 4455		GIR 20961 17.0	P 3276	
1.8i 20V (14"-15"-16") wheels	00-05	ATE 23187 19.5	P 4457		GIR 20961 17.0	P 3276	
1.8i 20V (15"-16") wheels	99-00	ATE 23131 19.5	P 4456		GIR 20961 17.0	P 3276	
1.8i 20V Turbo	01-05	ATE 23392 20.0	P 4139		GIR 20961 17.0	P 3276	
1.9 TDI (110 KW 150 HP)	00-05	ATE 23392 20.0	P 4139		GIR 20961 17.0	P 3276	
1.9 TDI (66 KW 90 HP-81 KW 110 HP 14" wheels)	99-00	ATE 21974 19.5	P 4455		GIR 20961 17.0	P 3276	
1.9 TDI (66 KW 90 HP-81 KW 110 HP 14"-15"-16" wheels)	00-05	ATE 23187 19.5	P 4457		GIR 20961 17.0	P 3276	
1.9 TDI (66 KW 90 HP-81 KW 110 HP 15"-16" wheels)	99-00	ATE 23131 19.5	P 4456		GIR 20961 17.0	P 3276	
1.9 TDI (96 KW 130 HP)	03-05	ATE 23392 20.0	P 4139		GIR 20961 17.0	P 3276	
2.3i V5	00-05	ATE 23392 20.0	P 4139		GIR 20961 17.0	P 3276	
2.3i V5	99-00	ATE 21911 20.0	P 4137		GIR 20961 17.0	P 3276	
TOLEDO							
1.6i	05-	ATE 23187 19.5	P 4457		GIR 20961 17.0	P 3276	
1.8i 16V TSI	06-	ATE 23588 20.0	P 7895		GIR 20961 17.0	P 3276	
1.9 TDI /DSG	05-	ATE 23588 20.0	P 7895		GIR 20961 17.0	P 3276	
2.0 16V TDI (103 KW 140 HP)	05-	ATE 23588 20.0	P 7895		GIR 20961 17.0	P 3276	
2.0 16V TDI (125 KW 170 HP)	06-	ATE 23588 20.0	P 7895		GIR 23914 17.0	P 7945	
2.0i 16V FSI	05-	ATE 23588 20.0	P 7895		GIR 20961 17.0	P 3276	
SKODA							
FABIA							
1.0i	00-07	ATE 23187 19.5	P 4457				
1.0i	99-07	ATE 23131 19.5	P 4456				
1.0i (without power steering-senza servosterzo)	00-07	ATE 23752 17.0	P 4408				
1.0i (without power steering-senza servosterzo)	99-07	ATE 21866 17.0	P 4405				
1.2i	02-07	ATE 23131 19.5	P 4456				
1.2i	02-07	ATE 23131 19.5	P 4456				
1.2i	02-07	ATE 23187 19.5	P 4457				
1.2i	02-07	ATE 23187 19.5	P 4457				
1.2i (without power steering-senza servosterzo)	02-07	ATE 21866 17.0	P 4405				
1.2i (without power steering-senza servosterzo)	02-07	ATE 23752 17.0	P 4408				
1.4 TDI /Station Wagon	03-07	ATE 23131 19.5	P 4456				
1.4 TDI /Station Wagon	03-07	ATE 23187 19.5	P 4457				
1.4i (44 KW 60 HP-50 KW 68 HP) /SW	00-07	ATE 23187 19.5	P 4457				
1.4i (44 KW 60 HP-50 KW 68 HP) /SW	99-07	ATE 23131 19.5	P 4456				
1.4i (without power steering-senza servosterzo)	00-07	ATE 23752 17.0	P 4408				
1.4i (without power steering-senza servosterzo)	99-07	ATE 21866 17.0	P 4405				
1.4i 16V (55 KW 75 HP) /S.W.	00-07	ATE 23131 19.5	P 4456				
1.4i 16V (55 KW 75 HP) /S.W.	00-07	ATE 23187 19.5	P 4457				
1.4i 16V (74 KW 101 HP) /S.W.	00-07	ATE 23187 19.5	P 4457		GIR 23823 17.0	P 3279	
1.4i 16V (74 KW 101 HP) /S.W.	99-07	ATE 23131 19.5	P 4456		GIR 20961 17.0	P 3276	



* Con segnalatori/ with wear device / avec avertisseurs

		KIT ANTERIORE / FRONT / AVANT			KIT POSTERIORE / REAR / ARRIERE		
		SYST./MVA/SP.	CODICE P.N. - Ref.	*	SYST./MVA/SP.	CODICE P.N. - Ref.	*
1.9 D (without power steering-senza servosterzo)	00-07	ATE 23752 17.0	P 4408				
1.9 D (without power steering-senza servosterzo)	99-07	ATE 21866 17.0	P 4405				
1.9 D /Station Wagon	00-07	ATE 23187 19.5	P 4457				
1.9 D /Station Wagon	99-07	ATE 23131 19.5	P 4456				
1.9 TDI (74 KW 101 HP) /S.W.	00-07	ATE 23131 19.5	P 4456		GIR 20961 17.0	P 3276	
1.9 TDI (74 KW 101 HP) /S.W.	00-07	ATE 23187 19.5	P 4457		GIR 23823 17.0	P 3279	
1.9 TDI RS (96 KW 130 HP) /S.W.	03-07	GIR 23581 19.0	P 7886		GIR 23823 17.0	P 3279	
2.0i /Station Wagon	01-07	GIR 23581 19.0	P 7885		GIR 20961 17.0	P 3276	
2.0i /Station Wagon	01-07	GIR 23581 19.0	P 7886		GIR 23823 17.0	P 3279	
FABIA7-							
1.2i 12V /Station Wagon	07-	ATE 23131 19.5	P 4456				
1.2i 12V /Station Wagon	07-	ATE 23187 19.5	P 4457				
1.4 TDI (51 KW 69 HP) /S.W.	07-	ATE 23131 19.5	P 4456				
1.4 TDI (51 KW 69 HP) /S.W.	07-	ATE 23187 19.5	P 4457				
1.4 TDI (59 KW 80 HP) /S.W.	07-	ATE 23131 19.5	P 4456		GIR 20961 17.0	P 3276	
1.4 TDI (59 KW 80 HP) /S.W.	07-	ATE 23187 19.5	P 4457		GIR 20961 17.0	P 3276	
1.4i 16V /Station Wagon	07-	ATE 23131 19.5	P 4456		GIR 20961 17.0	P 3276	
1.4i 16V /Station Wagon	07-	ATE 23187 19.5	P 4457		GIR 20961 17.0	P 3276	
1.6i 16V /Station Wagon	07-	GIR 23581 19.0	P 7885		GIR 20961 17.0	P 3276	
1.6i 16V /Station Wagon	07-	GIR 23581 19.0	P 7886		GIR 20961 17.0	P 3276	
1.9 TDI (77 KW 105 HP) /Station Wagon	07-	GIR 23581 19.0	P 7885		GIR 20961 17.0	P 3276	
1.9 TDI (77 KW 105 HP) /Station Wagon	07-	GIR 23581 19.0	P 7886		GIR 20961 17.0	P 3276	
FELICIA							
1.3i /Station Wagon	94-01	GIR 20861 18.0	P 2665				
1.6i /Station Wagon	95-01	GIR 20861 18.0	P 2665				
1.9 D /Station Wagon	96-01	GIR 20861 18.0	P 2665				
OCTAVIA							
1.6i (55 KW 75 HP 14" wheels) /SW	98-00	ATE 21974 19.5	P 4455				
1.6i (55 KW 75 HP 14"-15"-16" wheels) /SW	00-04	ATE 23187 19.5	P 4457				
1.6i (55 KW 75 HP 15"-16" wheels) /SW	98-00	ATE 23131 19.5	P 4456				
1.6i (55 KW 75 HP) /Station Wagon	97-98	ATE 21974 19.5	P 4455				
1.6i (74 KW 101 HP) /Station Wagon	00-04	ATE 23187 19.5	P 4457				
1.6i (74 KW 101 HP) /Station Wagon	97-98	ATE 21974 19.5	P 4455				
1.6i (74 KW 101 HP) /Station Wagon	98-00	ATE 23131 19.5	P 4456				
1.8i 20V /Station Wagon	97-98	ATE 21974 19.5	P 4455		GIR 20961 17.0	P 3276	
1.8i 20V /Station Wagon	98-00	ATE 23131 19.5	P 4456		GIR 20961 17.0	P 3276	
1.8i 20V Turbo (110 KW 150 HP) /SW	98-00	ATE 21911 20.0	P 4137		GIR 20961 17.0	P 3276	
1.8i 20V Turbo (110 KW 150 HP) /SW /4wd	00-04	ATE 23392 20.0	P 4139		GIR 20961 17.0	P 3276	
1.8i 20V Turbo RS (132 KW 180 HP) /SW	00-04	ATE 23392 20.0	P 4139		GIR 20961 17.0	P 3276	
1.9 D (14" wheels) /Station Wagon	98-00	ATE 21974 19.5	P 4455				
1.9 D (14"-15"-16" wheels) /SW	00-04	ATE 23187 19.5	P 4457				
1.9 D (15"-16" wheels) /Station Wagon	98-00	ATE 23131 19.5	P 4456				
1.9 D /Station Wagon	97-98	ATE 21974 19.5	P 4455				
1.9 TDI (66 KW 90 HP) /Station Wagon	00-04	ATE 23187 19.5	P 4457				
1.9 TDI (66 KW 90 HP) /Station Wagon	97-98	ATE 21974 19.5	P 4455				
1.9 TDI (66 KW 90 HP) /Station Wagon	98-00	ATE 23131 19.5	P 4456				
1.9 TDI (66 KW 90 HP) 4wd SW	99-00	ATE 23131 19.5	P 4456		GIR 20961 17.0	P 3276	
1.9 TDI (74 KW 101 HP) 4wd SW	00-04	ATE 23187 19.5	P 4457		GIR 20961 17.0	P 3276	
1.9 TDI (81 KW 110 HP) /Station Wagon	00-04	ATE 23187 19.5	P 4457		GIR 20961 17.0	P 3276	
1.9 TDI (81 KW 110 HP) /Station Wagon	97-98	ATE 21974 19.5	P 4455		GIR 20961 17.0	P 3276	
1.9 TDI (81 KW 110 HP) /Station Wagon	98-00	ATE 23131 19.5	P 4456		GIR 20961 17.0	P 3276	
1.9 TDI (96 KW 130 HP) /Station Wagon	02-04	ATE 23392 20.0	P 4139		GIR 20961 17.0	P 3276	
2.0i /Station Wagon	00-04	ATE 23187 19.5	P 4457		GIR 20961 17.0	P 3276	
2.0i /Station Wagon	99-00	ATE 23131 19.5	P 4456		GIR 20961 17.0	P 3276	
OCTAVIA							
1.4i 16V /Station Wagon	04-	ATE 23187 19.5	P 4457		GIR 23914 17.0	P 7945	
1.6i /Station Wagon	04-	ATE 23187 19.5	P 4457		GIR 23914 17.0	P 7945	
1.6i 16V FSI /Station Wagon	04-	ATE 23187 19.5	P 4457		GIR 23914 17.0	P 7945	
1.9 D /Station Wagon	04-	ATE 23187 19.5	P 4457		GIR 23914 17.0	P 7945	
1.9 TDI /Station Wagon /4wd	04-	ATE 23187 19.5	P 4457		GIR 23914 17.0	P 7945	
2.0 16V TDI /Station Wagon	04-	ATE 23588 20.0	P 7895		GIR 23914 17.0	P 7945	
2.0 TDI /Station Wagon	04-	ATE 23588 20.0	P 7895		GIR 23914 17.0	P 7945	
2.0i 16V FSI /Station Wagon /4wd	04-	ATE 23588 20.0	P 7895		GIR 23914 17.0	P 7945	
2.0i 16V TFSI RS /Station Wagon	05-	ATE 23588 20.0	P 7895		GIR 23914 17.0	P 7945	
ROOMSTER							
1.2i 12V	06-	ATE 23131 19.5	P 4456				
1.2i 12V	06-	ATE 23187 19.5	P 4457				
1.4 TDI (51 KW 70 HP)	06-	ATE 23131 19.5	P 4456				
1.4 TDI (51 KW 70 HP)	06-	ATE 23187 19.5	P 4457				
1.4 TDI (59 KW 80 HP)	06-	ATE 23131 19.5	P 4456		GIR 20961 17.0	P 3276	
ROOMSTER							
1.4 TDI (59 KW 80 HP)	06-	ATE 23187 19.5	P 4457		GIR 20961 17.0	P 3276	
1.4i 16V	06-	ATE 23131 19.5	P 4456				
1.4i 16V	06-	ATE 23187 19.5	P 4457				
1.6i 16V	06-	ATE 23131 19.5	P 4456		GIR 20961 17.0	P 3276	

* Con segnalatori/ with wear device / avec avertisseurs

		KIT ANTERIORE / FRONT / AVANT			KIT POSTERIORE / REAR / ARRIERE		
		SYST./MVA/SP.	CODICE P.N. - Ref.	*	SYST./MVA/SP.	CODICE P.N. - Ref.	*
1.6i 16V	06-	ATE 23187 19.5	P 4457		GIR 20961 17.0	P 3276	
1.9 TDI	06-	ATE 23131 19.5	P 4456		GIR 20961 17.0	P 3276	
1.9 TDI	06-	ATE 23187 19.5	P 4457		GIR 20961 17.0	P 3276	
SUPERB							
1.8i 20V Turbo	02-08	ATE 23019 20.0	P 5485		GIR 20961 17.0	P 3276	
1.9 TDI	02-08	ATE 23019 20.0	P 5485		GIR 20961 17.0	P 3276	
2.0 TDI	04-08	ATE 23019 20.0	P 5485		GIR 20961 17.0	P 3276	
2.0i	02-08	ATE 23019 20.0	P 5485		GIR 20961 17.0	P 3276	
2.5 V6 TDI	02-08	ATE 23019 20.0	P 5485		GIR 20961 17.0	P 3276	
2.8i V6 30V	02-08	ATE 23019 20.0	P 5485		GIR 20961 17.0	P 3276	
SSANGYONG							
KORANDO (KJ) -MJ	1996-						
2.0i 16V	01-	SUM 21725 17.0	P 4205		SUM 23673 15.0	P 7605	
2.0i 16V	97-01	SUM 23230 16.0	P 6025		GIR 23242 15.0	P 7615	
2.3 D-TD	96-01	SUM 23230 16.0	P 6025		GIR 23242 15.0	P 7615	
2.3i 16V	01-	SUM 21725 17.0	P 4205		SUM 23673 15.0	P 7605	
2.3i 16V	96-01	SUM 23230 16.0	P 6025		GIR 23242 15.0	P 7615	
2.9 D-TD	01-	SUM 21725 17.0	P 4205		SUM 23673 15.0	P 7605	
2.9 D-TD	96-01	SUM 23230 16.0	P 6025		GIR 23242 15.0	P 7615	
3.2i 24V	01-	SUM 21725 17.0	P 4205		SUM 23673 15.0	P 7605	
3.2i 24V	97-01	SUM 23230 16.0	P 6025		GIR 23242 15.0	P 7615	
MUSSO (FJ)							
2.3 D-TD /Pick-up	94-02	SUM 23230 16.0	P 6025		GIR 23242 15.0	P 7615	
2.3i 16V /Pick-up	02-	SUM 21725 17.0	P 4205		SUM 23673 15.0	P 7605	
2.3i 16V /Pick-up	94-02	SUM 23230 16.0	P 6025		GIR 23242 15.0	P 7615	
2.9 D-TD /Pick-up	02-	SUM 21725 17.0	P 4205		SUM 23673 15.0	P 7605	
2.9 D-TD /Pick-up	94-02	SUM 23230 16.0	P 6025		GIR 23242 15.0	P 7615	
3.2i 24V /Pick-up	02-	SUM 21725 17.0	P 4205		SUM 23673 15.0	P 7605	
3.2i 24V /Pick-up	94-02	SUM 23230 16.0	P 6025		GIR 23242 15.0	P 7615	
REXTON							
270 Xdi	04-	MAN NO 17.5	P 8735		SUM 23673 15.0	P 7605	
290 TD	02-04	SUM NO 16.5	P 7595		SUM 23673 15.0	P 7605	
290 TD	04-05	MAN NO 17.5	P 8735		SUM 23673 15.0	P 7605	
320 24V	02-04	SUM NO 16.5	P 7595		SUM 23673 15.0	P 7605	
320 24V	04-	MAN NO 17.5	P 8735		SUM 23673 15.0	P 7605	
SUBARU							
FORESTER (SF)							
2.0i 16V 4wd	97-02	SUM 21915 17.0	P 5305				
2.0i 16V Turbo 4wd	98-02	SUM 21915 17.0	P 5305		SUM 23572 14.0	P 6545	
FORESTER (SG)							
2.0i 16V 4wd	02-	SUM 23865 18.0	P 7415				
2.0i 16V Turbo 4wd	02-	SUM 23865 18.0	P 7415		SUM 23572 14.0	P 6545	
IMPREZA (GC-GF)							
1.6i 16V /4wd /Coupe' /Station Wagon	92-96	SUM 21495 17.0	P 3625				
1.6i 16V /4wd /Coupe' /Station Wagon	96-00	SUM 23780 17.0	P 5295				
1.6i 16V /4wd /Coupe' /SW(Abs)	92-95	SUM 21495 17.0	P 3625		SUM 21703 15.0	P 4385	
1.6i 16V /4wd /Coupe' /SW(Abs)	95-96	SUM 21495 17.0	P 3625				
1.6i 16V /4wd /Coupe' /SW	96-00	SUM 23780 17.0	P 5295				
1.8i 16V /4wd /Coupe' /Station Wagon	92-96	SUM 21495 17.0	P 3625				
1.8i 16V /4wd /Coupe' /S W (Abs)	92-95	SUM 21495 17.0	P 3625		SUM 21703 15.0	P 4385	
1.8i 16V /4wd /Coupe' /SW	95-96	SUM 21495 17.0	P 3625				
2.0i 16V 4wd /Coupe' /Station Wagon	95-96	SUM 21495 17.0	P 3625				
2.0i 16V 4wd /Coupe' /Station Wagon	96-00	SUM 23780 17.0	P 5295				
2.0i 16V 4wd /Coupe' /S Wagon (Abs)	95-96	SUM 21495 17.0	P 3625				
2.0i 16V 4wd /Coupe' /SW(Abs)	96-00	SUM 23780 17.0	P 5295				
2.0i 16V Turbo 4wd /Coupe' /SW	94-96	SUM 21482 17.0	P 3675		SUM 21703 15.0	P 4385	
2.0i 16V Turbo 4wd /Coupe' /SWWagon	96-98	SUM 21915 17.0	P 5305		SUM 21703 15.0	P 4385	
2.0i 16V Turbo 4wd /Coupe' /SW	98-00	SUM 21922 14.5	P 6535		SUM 23381 16.0	P 7425	
IMPREZA (GD-GG)							
1.6i 16V 4wd /Station Wagon	00-03	SUM 23780 17.0	P 5295		SUM 23572 14.0	P 6545	
1.6i 16V 4wd /Station Wagon NEW	03-07	SUM 24372 16.5	P10035		SUM 24331 14.0	P 8545	
2.0i 16V 4wd /Station Wagon	00-03	SUM 23780 17.0	P 5295		SUM 23572 14.0	P 6545	
2.0i 16V 4wd /Station Wagon	03-07	SUM 23865 18.0	P 7415		SUM 24331 14.0	P 8545	
2.0i 16V Turbo 4wd /Station Wagon	00-07	SUM 21922 14.5	P 6535		SUM 23381 16.0	P 7425	
2.0i 16V Turbo 4wd STI NEW	01-05	BRE 23325 16.0	P 522.10		BRE 23323 14.5	P 9805	
2.5i 16V Turbo 4wd STI NEW	05-07	BRE 23325 16.0	P 522.10		BRE 23323 14.5	P 9805	
JUSTY II (JMA-MS)							
1.3i 4wd (Abs - from/dal telaio 345518)	98-03	BCH 23046 15.5	P 6585				
1.3i 4wd (Abs - up to/fin al telaio 345517)	95-98	AKE 21333 15.0	P 3965				
1.3i 4wd (from/dal telaio 325169)	98-03	BCH 23046 15.5	P 6585				
1.3i 4wd (up to/fin al telaio 325168)	95-98	AKE 21333 15.0	P 3965				
JUSTY III (G3X)							
1.3i 16V 4wd NEW	03-	BCH 23607 16.0	P 5736				
LEGACY (BD-BG)							
1.8i 16V /4wd /Station Wagon	94-96	SUM 21495 17.0	P 3625				
1.8i 16V /4wd /Station Wagon (Abs)	94-96	SUM 21495 17.0	P 3625		SUM 21703 15.0	P 4385	
2.0i 16V /4wd /Station Wagon	94-96	SUM 21495 17.0	P 3625		SUM 21703 15.0	P 4385	
2.0i 16V /4wd /Station Wagon	96-99	SUM 23780 17.0	P 5295		SUM 23572 14.0	P 6545	



* Con segnalatori/ with wear device / avec avertisseurs

		KIT ANTERIORE / FRONT / AVANT			KIT POSTERIORE / REAR / ARRIERE		
		SYST./MVA/SP.	CODICE P.N. - Ref.	*	SYST./MVA/SP.	CODICE P.N. - Ref.	*
2.0i 16V Turbo 4wd /Station Wagon	94-96	SUM 21482 17.0	P 3675		SUM 21703 15.0	P 4385	
2.2i 16V 4wd /Station Wagon	94-96	SUM 21495 17.0	P 3625		SUM 21703 15.0	P 4385	
2.2i 16V 4wd /Station Wagon	96-99	SUM 23780 17.0	P 5295		SUM 23572 14.0	P 6545	
2.5i 16V 4wd /Station Wagon	96-99	SUM 21915 17.0	P 5305		SUM 23572 14.0	P 6545	
LEGACY (BE-BH)							
2.0i 16V 4wd /Station Wagon	99-03	SUM 21915 17.0	P 5305		SUM 23572 14.0	P 6545	
2.5i 16V 4wd /Station Wagon	99-03	SUM 21915 17.0	P 5305		SUM 23572 14.0	P 6545	
3.0i 24V H6 4wd /Station Wagon	99-03	SUM 21915 17.0	P 5305		SUM 23572 14.0	P 6545	
LEGACY (BP)							
2.0i 16V 4wd /Station Wagon	03-05	SUM 23865 18.0	P 7415		SUM 24272 14.5	P10055	
2.0i 16V 4wd /Station Wagon NEW	05-	SUM 24225 17.5	P10045		SUM 24272 14.5	P10055	
2.5i 16V 4wd /Station Wagon	03-05	SUM 23865 18.0	P 7415		SUM 24272 14.5	P10055	
2.5i 16V 4wd /Station Wagon NEW	05-	SUM 24225 17.5	P10045		SUM 24272 14.5	P10055	
3.0i 24V H6 4wd /Station Wagon	03-05	SUM 23865 18.0	P 7415		SUM 24272 14.5	P10055	
3.0i 24V H6 4wd /Station Wagon NEW	05-	SUM 24225 17.5	P10045		SUM 24272 14.5	P10055	
OUTBACK (BE-BH)							
2.5i 16V 4wd	00-03	SUM 21915 17.0	P 5305		SUM 23572 14.0	P 6545	
3.0i 24V H6 4wd	00-03	SUM 21915 17.0	P 5305		SUM 23572 14.0	P 6545	
OUTBACK (BP)							
2.5i 16V 4wd	03-05	SUM 23865 18.0	P 7415		SUM 24272 14.5	P10055	
2.5i 16V 4wd NEW	05-	SUM 24225 17.5	P10045		SUM 24272 14.5	P10055	
3.0i 24V H6 4wd	03-05	SUM 23865 18.0	P 7415		SUM 24272 14.5	P10055	
3.0i 24V H6 4wd NEW	05-	SUM 24225 17.5	P10045		SUM 24272 14.5	P10055	
SUZUKI							
JIMNY							
1.0i 16V	98-	SUM 21142 15.0		P 3245			
1.3i 16V	98-	SUM 21142 15.0		P 3245			
1.5 DDiS	04-	SUM 21907 15.5		P 3635			
SAMURAI							
1.3	90-	GIR 20708 16.0		P 2535			
1.3	90-	AKE 21336 15.0		P 6605			
1.9 TD	98-	GIR 20708 16.0		P 2535			
SJ 410							
1.0 Samurai	83-90	SUM 21142 15.0		P 3245			
1.0 Samurai	83-90	AKE 21252 15.0		P 6565			
1.0 Santana	83-90	GIR 20708 16.0		P 2535			
SJ 413							
1.3 Samurai	83-90	SUM 21142 15.0		P 3245			
1.3 Samurai	83-90	AKE 21252 15.0		P 6565			
1.3 Santana	83-90	GIR 20708 16.0		P 2535			
SWIFT I (SA-AA)							
1.0	83-88	AKE 21252 15.0		P 6565			
1.0	88-89	SUM 21730 14.0		P 6575			
1.0 Turbo	85-88	AKE 21252 15.0		P 6565			
1.0 Turbo	88-89	SUM 21730 14.0		P 6575			
1.3 (47 KW 64 HP-50 KW 68 HP-54 KW 73 HP)	83-88	AKE 21252 15.0		P 6565			
1.3 (47 KW 64 HP-50 KW 68 HP-54 KW 73 HP)	88-89	SUM 21730 14.0		P 6575			
1.3 GTi / GXi (74 KW 101 HP)	83-89	AKE 21333 15.0		P 3965	AKE 21043 13.0	P 3975	
SWIFT II (SF-AH-AJ)							
1.0i (from/dal telaio 320340)	98-03	BCH 23046 15.5		P 6585			
1.0i (up to/fino al telaio 320339)	89-98	AKE 21333 15.0		P 3965			
1.0i (up to/fino al telaio 320339)	89-98	SUM 21730 14.0		P 6575			
1.3i /4wd /Cabrio (from/dal telaio 320340)	98-03	BCH 23046 15.5		P 6585			
1.3i /4wd /Cabrio (up to/fino al telaio 320339)	89-98	AKE 21333 15.0		P 3965			
1.3i /4wd /Cabrio (up to/fino al telaio 320339)	89-98	SUM 21730 14.0		P 6575			
1.3i 16V GTi	89-98	AKE 21346 16.0		P 4646	AKE 21043 13.0	P 3975	
1.6i 16V /4wd	89-98	AKE 21346 16.0		P 4646	AKE 21043 13.0	P 3975	
1.6i 16V /4wd	89-98	AKE 21333 15.0		P 3965	AKE 21043 13.0	P 3975	
1.6i 16V GTi	89-98	AKE 21346 16.0		P 4646	AKE 21043 13.0	P 3975	
SWIFT III							
1.3 DDiS	2005-						
1.3i 16V	05-	GIR 24403 16.5		P 7266			
1.3i 16V	05-	GIR 24403 16.5		P 7266			
1.3i 16V 4x4	06-	GIR 24403 16.5		P 7266			
1.5i 16V	05-	GIR 24403 16.5		P 7266			
1.6i 16V Sport /Gti	07-	GIR 24403 16.5		P 7266	AKE 21719 15.0	P 4015	
SX4							
1.6 DDiS NEW	06-	BCH 24392 16.0		P 9435			
1.6i 16V NEW	06-	BCH 24392 16.0		P 9435			
1.9 DDiS NEW	06-	BCH 24392 16.0		P 9435			
VITARA							
1.6i 16V 3 doors/3 porte (made in Japan)	88-96	AKE 21500 15.0		P 3435			
1.6i 16V 3 doors/3 porte (made in Spain)	91-05	GIR 20708 16.0		P 2535			
1.6i 16V 5 doors/5 porte (made in Japan)	88-96	SUM 21907 15.5		P 3635			
1.6i 16V 5 doors/5 porte (made in Spain)	91-05	SUM 21907 15.5		P 3635			

* Con segnalatori/ with wear device / avec avertisseurs

		KIT ANTERIORE / FRONT / AVANT			KIT POSTERIORE / REAR / ARRIERE		
		SYST./MVA/SP.	CODICE P.N. - Ref.	*	SYST./MVA/SP.	CODICE P.N. - Ref.	*
VITAR							
1.6i 3 doors/3 porte (made in Japan)	88-96	AKE 21500 15.0	P 3435				
1.6i 3 doors/3 porte (made in Spain)	91-05	GIR 20708 16.0	P 2535				
1.6i 5 doors/5 porte (made in Japan)	88-96	SUM 21907 15.5	P 3635				
1.6i 5 doors/5 porte (made in Spain)	91-05	SUM 21907 15.5	P 3635				
1.9 D-TD 3 doors/3 porte	95-02	GIR 20708 16.0	P 2535				
1.9 D-TD 5 doors/5 porte	95-02	SUM 21907 15.5	P 3635				
2.0 16V	96-08	AKE 23314 14.5	P 4835				
2.0 16V TDI	96-05	AKE 23314 14.5	P 4835				
2.0 HDI 3 doors/3 porte	02-05	GIR 20708 16.0	P 2535				
2.0i V6 24V	94-05	AKE 23314 14.5	P 4835				
2.5i V6 24V	96-05	AKE 23314 14.5	P 4835				
X-90							
1.6i 16V /4wd	95-	AKE 21500 15.0	P 3435				
TOYOTA							
4-RUNNER (LN-RN-ZN)							
2.4 (RN61)	87-90	SUM 20852 15.0	P 3365				
2.4 (RN61)	90-96	SUM 21679 15.0	P 3565				
2.4 TD (LND90)	90-96	SUM 21775 15.0	P 5165				
3.0 TD (KZN130)	92-96	SUM 21679 15.0	P 3565				
3.0i V6 (VZN130)	90-96	SUM 21679 15.0	P 3565				
AURIS							
1.4 D-4D NEW	06-	BCH 24122 19.0	P10355		BCH NO 16.0	P10375	
1.4i 16V NEW	06-	BCH 24122 19.0	P10355		BCH NO 16.0	P10375	
1.6i 16V NEW	06-	BCH 24122 19.0	P10355		BCH NO 16.0	P10375	
2.0 D-4D NEW	06-	BCH 24204 19.0	P10365		BCH NO 16.0	P10375	
2.2 D-4D NEW	06-	BCH 24204 19.0	P10365		BCH NO 16.0	P10375	
AVENSIS (T22)							
1.6i 16V /Station Wagon	00-01	AKE 21961 15.5	P 3945		AKE 21833 15.0	P 3895	
1.6i 16V /Station Wagon	01-03	ATE 23996 18.5	P 6895		GIR 24013 15.5	P 6905	
1.6i 16V /Station Wagon	97-00	ATE 21975 18.0	P 5215				
1.8i 16V /Station Wagon	01-03	ATE 23996 18.5	P 6895		GIR 24013 15.5	P 6905	
1.8i 16V /Station Wagon	97-01	AKE 21961 15.5	P 3945		AKE 21833 15.0	P 3895	
2.0 D-4D /Station Wagon	01-03	ATE 23996 18.5	P 6895		GIR 24013 15.5	P 6905	
2.0 D-4D /Station Wagon	99-01	AKE 21961 15.5	P 3945		AKE 21833 15.0	P 3895	
2.0 TD /Station Wagon	97-99	ATE 21975 18.0	P 5215				
2.0i 16V /Station Wagon	01-03	ATE 23996 18.5	P 6895		GIR 24013 15.5	P 6905	
2.0i 16V /Station Wagon	97-01	AKE 21961 15.5	P 3945		AKE 21833 15.0	P 3895	
AVENSIS (T25)							
1.6i 16V /Station Wagon	03-	BCH 23479 18.5	P 6915		BCH 23620 16.5	P 6925	
1.8i 16V /Station Wagon	03-	BCH 23479 18.5	P 6915		BCH 23620 16.5	P 6925	
2.0 D-4D /Station Wagon	03-	BCH 23479 18.5	P 6915		BCH 23620 16.5	P 6925	
2.0i 16V /Station Wagon	03-	BCH 23479 18.5	P 6915		BCH 23620 16.5	P 6925	
2.2 D-4D /SW (150 HP - 177 HP)	05-	BCH 23479 18.5	P 6915		BCH 23620 16.5	P 6925	
2.4i 16V /Station Wagon	03-	BCH 23479 18.5	P 6915		BCH 23620 16.5	P 6925	
AVENSIS VERSO							
2.0 D-4D	01-	AKE 23836 17.0	P 6675		AKE 23646 16.5	P 6685	
2.0i 16V	01-	AKE 23836 17.0	P 6675		AKE 23646 16.5	P 6685	
AYGO							
1.0i 12V	05-	BCH 23959 17.5	P 8785				
1.4 D-4D	05-	BCH 23959 17.5	P 8785				
CARINA E (T19)							
1.6i /Station Wagon	92-97	AKE 21601 17.5	P 3775				
1.8i /Station Wagon	92-97	AKE 21601 17.5	P 3775				
2.0 D-TD /Station Wagon	92-97	AKE 21601 17.5	P 3775				
2.0i 16V GT	92-97	AKE 21961 15.5	P 3945		AKE 21833 15.0	P 3895	
2.0i GL /Station Wagon	92-97	AKE 21601 17.5	P 3775				
2.0i GT	92-97	AKE 21961 15.5	P 3945		AKE 21833 15.0	P 3895	
CELICA (T16)							
1.6i	85-90	AKE 20870 15.0	P 3355				
2.0i /Cabrio	85-90	AKE 20870 15.0	P 3355		AKE 21833 15.0	P 3896	
2.0i Turbo 4wd	85-90	AKE 20870 15.0	P 3355		AKE 21833 15.0	P 3896	
CELICA (T18)							
1.6i 16V	90-91	AKE 20870 15.0	P 3355				
1.6i 16V	91-94	AKE 21372 15.5	P 2945				
2.0i 16V /Cabrio	90-91	AKE 21372 15.5	P 2945		AKE 21833 15.0	P 3896	
2.0i 16V /Cabrio	91-94	AKE 21372 15.5	P 2945		AKE 21833 15.0	P 3895	
2.0i 16V Turbo 4wd	90-91	AKE 21372 15.5	P 2945		AKE 21833 15.0	P 3896	
2.0i 16V Turbo 4wd	91-94	AKE 21372 15.5	P 2945		AKE 21833 15.0	P 3895	
CELICA (T20)							
1.8i 16V	94-99	AKE 21601 17.5	P 3775		AKE 21833 15.0	P 3895	
2.0i 16V /Cabrio	94-99	AKE 21791 17.0	P 3955		AKE 21833 15.0	P 3895	
CELICA (ZZT23)							
1.8i 16V VVT (105 KW 143 HP)	99-	AKE 23510 16.0	P 6635		AKE 23521 14.0	P 6645	
1.8i 16V VVTL (141 KW 192 HP)	99-	AKE 23526 17.5	P 8555		AKE 23521 14.0	P 6645	
COROLLA (E10)							
1.3i /Hatchback /Liftback	92-97	AKE 21601 17.5	P 3775				
1.3i Sedan /Station Wagon	92-95	AKE 21601 17.5	P 3775				

* Con segnalatori/ with wear device / avec avertisseurs

		KIT ANTERIORE / FRONT / AVANT			KIT POSTERIORE / REAR / ARRIERE		
		SYST./MVA/SP.	CODICE P.N. - Ref.	*	SYST./MVA/SP.	CODICE P.N. - Ref.	*
1.3i Sedan /Station Wagon	95-97	AKE 23294 16.5	P 6835				
1.6i 16V /Hatchback /Liftback /St.W.	92-97	AKE 21601 17.5	P 3775				
COROLLA (E10)							
2.0 D /Hatchback /Liftback	92-97	AKE 21601 17.5	P 3775				
2.0 D Sedan /Station Wagon	92-95	AKE 21601 17.5	P 3775				
2.0 D Sedan /Station Wagon	95-97	AKE 23294 16.5	P 6835				
COROLLA (E11)							
1.3i /Hatchback /Liftback /Station Wagon	97-99	AKE 21601 17.5	P 3775				
1.4i 16V /Hatchback /Liftback (made in UK)NEW	99-02	GIR 23090 16.0	P 9915		GIR 24013 15.5	P 6905	
1.4i 16V /Hatchback /Liftback /St.W.	99-02	AKE 21601 17.5	P 3775				
1.6i 16V /Hatchback /Liftback (made in UK)NEW	99-02	GIR 23090 16.0	P 9915		GIR 24013 15.5	P 6905	
1.6i 16V /Hatchback /Liftback /St.W.	00-02	AKE 21601 17.5	P 3775		AKE 20076 15.0	P 3897	
1.6i 16V /Hatchback /Liftback /St.W.	97-00	AKE 21601 17.5	P 3775				
1.8i 16V 4wd Station Wagon	97-02	AKE 21601 17.5	P 3775				
1.9 D /Hatchback /Liftback (made in UK) NEW	00-02	GIR 23090 16.0	P 9915		GIR 24013 15.5	P 6905	
1.9 D /Hatchback /Liftback /Station Wagon	00-02	AKE 21601 17.5	P 3775				
2.0 D /Hatchback /Liftback /Station Wagon	97-00	AKE 21601 17.5	P 3775				
2.0 D-4D /Hatchback /Liftback /St.W.	00-02	AKE 21601 17.5	P 3775		AKE 20076 15.0	P 3897	
COROLLA (E12)							
1.4 D-4D	04-06	GIR 23766 17.5	P 6875		GIR 23816 16.0	P 6885	
1.4 D-4D Station Wagon	04-06	AKE 23510 16.0	P 6635		AKE 23521 14.0	P 6645	
1.4i 16V	02-06	GIR 23766 17.5	P 6875		GIR 23816 16.0	P 6885	
1.4i 16V Station Wagon	02-06	AKE 23510 16.0	P 6635		AKE 23521 14.0	P 6645	
1.6i 16V	02-06	GIR 23766 17.5	P 6875		GIR 23816 16.0	P 6885	
1.6i 16V Station Wagon	02-06	AKE 23510 16.0	P 6635		AKE 23521 14.0	P 6645	
1.8i 16V TS	02-06	GIR 23766 17.5	P 6875		GIR 23816 16.0	P 6885	
2.0 D-4D	02-06	GIR 23766 17.5	P 6875		GIR 23816 16.0	P 6885	
2.0 D-4D Station Wagon	02-06	AKE 23510 16.0	P 6635		AKE 23521 14.0	P 6645	
COROLLA VERSO (E12)							
1.4i 16V	02-03	AKE 23510 16.0	P 6635		AKE 23521 14.0	P 6645	
1.4i 16V	03-04	AKE 23526 17.5	P 8555		AKE 23521 14.0	P 6645	
1.6i 16V	02-03	AKE 23510 16.0	P 6635		AKE 23521 14.0	P 6645	
1.6i 16V	03-04	AKE 23526 17.5	P 8555		AKE 23521 14.0	P 6645	
1.8i 16V	02-03	AKE 23510 16.0	P 6635		AKE 23521 14.0	P 6645	
1.8i 16V	03-04	AKE 23526 17.5	P 8555		AKE 23521 14.0	P 6645	
2.0 D-4D	02-03	AKE 23510 16.0	P 6635		AKE 23521 14.0	P 6645	
2.0 D-4D	03-04	AKE 23526 17.5	P 8555		AKE 23521 14.0	P 6645	
COROLLA VERSO (ZNR11)							
1.3i 16V	04-	BCH 23479 18.5	P 6915		BCH 23620 16.5	P 6925	
1.4 D-4D	04-	BCH 23479 18.5	P 6915		BCH 23620 16.5	P 6925	
1.6i 16V	04-	BCH 23479 18.5	P 6915		BCH 23620 16.5	P 6925	
1.8i 16V	04-	BCH 23479 18.5	P 6915		BCH 23620 16.5	P 6925	
2.0 D-4D	04-	BCH 23479 18.5	P 6915		BCH 23620 16.5	P 6925	
2.2 D-4D (150 HP - 177 HP)	05-	BCH 23479 18.5	P 6915		BCH 23620 16.5	P 6925	
COROLLA							
1.4 D-4D Sedan NEW	06-	BCH 24122 19.0	P10355		BCH NO 16.0	P10375	
1.4i 16V Sedan NEW	06-	BCH 24122 19.0	P10355		BCH NO 16.0	P10375	
1.6i 16V Sedan NEW	06-	BCH 24122 19.0	P10355		BCH NO 16.0	P10375	
2.0 D-4D Sedan NEW	06-	BCH 24204 19.0	P10365		BCH NO 16.0	P10375	
HI-LUX							
1.6	81-83	AKE 20729 15.0	P 6985				
2.0	81-83	AKE 20729 15.0	P 6985				
2.2 D	81-83	AKE 20729 15.0	P 6985				
HI-LUX							
1.8 (YN56)	83-88	AKE 21158 15.5	P 4615				
2.0 4wd (YN65)	83-88	SUM 20852 15.0	P 3365				
2.2 4wd (YN67)	83-88	SUM 20852 15.0	P 3365				
2.4 D 4wd (LN65)	83-88	SUM 20852 15.0	P 3365				
HI-LUX							
1.8 (YN85-YN90)	88-94	AKE 21158 15.5	P 4615				
2.2 4wd (YN106-YN110)	88-89	SUM 21681 15.0	P 4765				
2.2 4wd (YN106-YN110)	88-89	SUM 21679 15.0	P 3565				
2.4 D (LN85)	88-98	AKE 21158 15.5	P 4615				
2.4 D 4wd (LN105-LN110)	88-98	SUM 21681 15.0	P 4765				
2.4 D 4wd (LN105-LN110)	88-98	SUM 21679 15.0	P 3565				
2.4i 4wd	89-98	SUM 21679 15.0	P 3565				
2.4i 4wd	89-98	SUM 21681 15.0	P 4765				
HI-LUX							
2.4 D	98-01	SUM 21689 15.5	P 6735				
2.4 D 4wd	98-01	SUM 21681 15.0	P 4765				
2.4 TD 4wd	98-01	SUM 21681 15.0	P 4765				
2.4i 4wd	98-05	SUM 21681 15.0	P 4765				
2.5 D-4D	01-05	SUM 21689 15.5	P 6735				
HI-LUX							
2.5 D-4D NEW	05-	SUM NO 15.5	P10385				

* Con segnalatori/ with wear device / avec avertisseurs

		KIT ANTERIORE / FRONT / AVANT			KIT POSTERIORE / REAR / ARRIERE		
		SYST./MVA/SP.	CODICE P.N. - Ref.	*	SYST./MVA/SP.	CODICE P.N. - Ref.	*
2.5 D-4D 4wd	01-05	SUM 21681 15.0	P 4765				
2.5 D-4D 4wd NEW	05-	SUM 21679 15.0	P 3566				
2.5 D-4D 4wd NEW	05-06	GIR 24523 16.5	P10395				
3.0 D-4D 4wd NEW	07-	SUM 21679 15.0	P 3566				
LAND CRUISER (J10)							
4.2 TD (HDJ100)	98-	SUM 23524 17.5	P 6935		SUM 23539 17.0	P 6945	
4.7i V8 32V (UZJ100)	98-	SUM 23524 17.5	P 6935		SUM 23539 17.0	P 6945	
LAND CRUISER (J12)							
3.0 D-4D (KDJ120-KDJ125)	02-	SUM 24024 17.0	P 6955		SUM 21947 15.5	P 6725	
4.0i V6 24V	03-	SUM 24024 17.0	P 6955		SUM 21947 15.5	P 6725	
LAND CRUISER (J4)							
3.0 D (BJ40-BJ43)	74-84	SUM 20852 15.0	P 3365				
3.4 D (BJ42-BJ45-BJ46)	80-84	SUM 20852 15.0	P 3365				
3.6 D (HJ45)	75-84	SUM 20852 15.0	P 3365				
3.9 (FJ45)	69-84	SUM 20852 15.0	P 3365				
4.0 D (HJ47)	80-84	SUM 20852 15.0	P 3365				
4.2 (FJ45)	75-84	SUM 20852 15.0	P 3365				
4.2 D (FJ45)	80-84	SUM 20852 15.0	P 3365				
LAND CRUISER (J6)							
3.4 D (BJ60)	81-87	SUM 20852 15.0	P 3365				
4.0 (FJ62)	84-89	SUM 20852 15.0	P 3365				
4.0 D-TD (HJ60-HJ61)	81-89	SUM 20852 15.0	P 3365				
4.2 (FJ60)	81-88	SUM 20852 15.0	P 3365				
LAND CRUISER (J7)							
2.4 (RJ70-RJ73)	84-90	SUM 20852 15.0	P 3365				
2.4 D-TD (LJ70-LJ73)	84-90	SUM 20852 15.0	P 3365				
3.4 D (BJ70-BJ73)	84-90	SUM 20852 15.0	P 3365				
3.4 TD (BJ71)	84-90	SUM 20852 15.0	P 3365				
LAND CRUISER (J7)							
2.4 (RJ70-RJ73)	90-93	SUM 21777 15.0	P 3805				
2.4 (RJ70-RJ73)	93-96	SUM 21679 15.0	P 3565				
2.4 TD (LJ70-LJ73-LJ77-LJ78)	90-93	SUM 21777 15.0	P 3805				
2.4 TD (LJ70-LJ73-LJ77-LJ78)	93-96	SUM 21679 15.0	P 3565				
3.0 TD (KZJ70-KZJ73-KZJ77)	93-96	SUM 21679 15.0	P 3565		SUM 21947 15.5	P 6725	
3.4 D (BJ70-BJ73)	90-93	SUM 21777 15.0	P 3805				
3.4 TD (BJ71)	90-93	SUM 21777 15.0	P 3805				
3.5 D (PZJ70-PZJ77)	90-96	SUM 21679 15.0	P 3565		SUM 21947 15.5	P 6725	
4.2 TD (HZJ70-HZJ73-HZJ75)	90-96	SUM 21679 15.0	P 3565		SUM 21947 15.5	P 6725	
LAND CRUISER (J8)							
4.0i (FJ80)	90-92	SUM 21775 15.0	P 3815		SUM 21947 15.5	P 6725	
4.2 D-TD (HZJ80-HDJ80)	90-98	SUM 21775 15.0	P 3815		SUM 21947 15.5	P 6725	
4.5i 24V (FZJ80)	92-98	SUM 21775 15.0	P 3815		SUM 21947 15.5	P 6725	
LAND CRUISER (J9)							
3.0 D-4D (KDJ90-KDJ95)	01-02	SUM 21679 15.0	P 3565		SUM 21947 15.5	P 6725	
3.0 TD (KZJ90-KZJ95)	96-01	SUM 21679 15.0	P 3565		SUM 21947 15.5	P 6725	
3.4i 24V (VZJ90-VZJ95)	96-02	SUM 21679 15.0	P 3565		SUM 21947 15.5	P 6725	
MR2 (ZZW30)							
1.8i 16V	00-	AKE 23510 16.0	P 6635		AKE 21761 16.0	P 9955	
RAV4 I (SXA)							
2.0i 16V	95-00	AKE 21601 17.5	P 3775				
RAV4 II (XA2)							
1.8i 16V	00-06	AKE 23585 17.0	P 6705		AKE 23656 14.0	P 6715	
2.0 D-4D	00-06	AKE 23585 17.0	P 6705		AKE 23656 14.0	P 6715	
2.0i 16V	00-06	AKE 23585 17.0	P 6705		AKE 23656 14.0	P 6715	
RAV4 III							
2.0i 16V NEW	06-	AKE 24337 17.5	P 9895		AKE 24338 15.5	P 9905	
2.0i 16V (not for Europe/non per mercato Europeo) NEW	06-	AKE 24336 17.5	P 9885		AKE 24338 15.5	P 9905	
2.2 D-4D NEW	06-	AKE 24337 17.5	P 9895		AKE 24338 15.5	P 9905	
2.2 D-4D (not for Europe/non per mercato Europeo) NEW	06-	AKE 24336 17.5	P 9885		AKE 24338 15.5	P 9905	
2.2 D-CAT NEW	06-	AKE 24337 17.5	P 9895		AKE 24338 15.5	P 9905	
2.2 D-CAT (not for Europe/non per mercato Europeo) NEW	06-	AKE 24336 17.5	P 9885		AKE 24338 15.5	P 9905	
YARIS VERSO							
1.3i 16V	00-	AKE 23510 16.0	P 6635				
1.4 D-4D	01-	AKE 23510 16.0	P 6635		AKE 23521 14.0	P 6645	
1.5i 16V	00-	AKE 23510 16.0	P 6635		AKE 23521 14.0	P 6645	
YARIS							
1.0i 16V (made in France)	01-06	BCH 23340 17.0	P 6615				
1.0i 16V (made in Japan)	98-06	AKE 23348 16.5	P 5265				
1.3i 16V (made in France)	01-06	BCH 23340 17.0	P 6615				
1.3i 16V (made in Japan)	00-06	AKE 23348 16.5	P 5265				
1.4 D-4D (made in France)	03-06	BCH 23340 17.0	P 6615				
1.4 D-4D (made in Japan)	01-02	AKE 23510 16.0	P 6635				
1.4 D-4D (made in Japan)	02-06	AKE 23348 16.5	P 5265				
1.5i 16V	01-06	AKE 23510 16.0	P 6635		AKE 23521 14.0	P 6645	



* Con segnalatori/ with wear device / avec avertisseurs

		KIT ANTERIORE / FRONT / AVANT			KIT POSTERIORE / REAR / ARRIERE		
		SYST./MVA/SP.	CODICE P.N. - Ref.	*	SYST./MVA/SP.	CODICE P.N. - Ref.	*
YARIS							
1.0i 16V (made in France) NEW	06-	ATE 24023 17.5	P 5506				
1.0i 16V (made in Japan) NEW	06-	AKE 24451 17.5	P 9865				
1.0i 16V (VSC-TRC made in France) NEW	06-	ATE 24023 17.5	P 5506		ATE 24576 14.5	P 7976	
1.0i 16V (VSC-TRC made in Japan) NEW	06-	AKE 24451 17.5	P 9865		AKE 24612 15.5	P 9875	
1.3i 16V (made in France) NEW	06-	ATE 24023 17.5	P 5506				
1.3i 16V (made in Japan) NEW	06-	AKE 24451 17.5	P 9865				
1.3i 16V (VSC-TRC made in France) NEW	06-	ATE 24023 17.5	P 5506		ATE 24576 14.5	P 7976	
1.3i 16V (VSC-TRC made in Japan) NEW	06-	AKE 24451 17.5	P 9865		AKE 24612 15.5	P 9875	
1.4 D-4D (made in France) NEW	06-	ATE 24023 17.5	P 5506				
1.4 D-4D (made in Japan) NEW	06-	AKE 24451 17.5	P 9865				
1.4 D-4D (VSC-TRC made in France) NEW	06-	ATE 24023 17.5	P 5506		ATE 24576 14.5	P 7976	
1.4 D-4D (VSC-TRC made in Japan) NEW	06-	AKE 24451 17.5	P 9865		AKE 24612 15.5	P 9875	
1.8i 16V TS	06-				AKE 24612 15.5	P 9875	
VOLKSWAGEN							
BEETLE							
1.4i /Cabrio	01-	ATE 23187 19.5	P 4457		GIR 20961 17.0	P 3276	
1.6i /Cabrio	99-	ATE 23187 19.5	P 4457		GIR 20961 17.0	P 3276	
1.8i 20V Turbo	99-00	ATE 21911 20.0	P 4137		GIR 20961 17.0	P 3276	
1.8i 20V Turbo /Cabrio	00-	ATE 23392 20.0	P 4139		GIR 20961 17.0	P 3276	
1.9 TDI (66 KW 90 HP)	98-99	ATE 23131 19.5	P 4456		GIR 20961 17.0	P 3276	
1.9 TDI (66 KW 90 HP)	99-01	ATE 23187 19.5	P 4457		GIR 20961 17.0	P 3276	
1.9 TDI (74 KW 101 HP-77 KW 105 HP) / Cabrio	00-	ATE 23187 19.5	P 4457		GIR 20961 17.0	P 3276	
2.0i (85 KW 115 HP)	98-99	ATE 23131 19.5	P 4456		GIR 20961 17.0	P 3276	
2.0i (85 KW 115 HP) /Cabrio	99-	ATE 23187 19.5	P 4457		GIR 20961 17.0	P 3276	
2.3i V5	00-04	ATE 23392 20.0	P 4139		GIR 20961 17.0	P 3276	
2.3i V5	99-00	ATE 21911 20.0	P 4137		GIR 20961 17.0	P 3276	
3.2i RSI	00-03				GIR 20961 17.0	P 3276	
BORA							
1.4i 16V	00-05	ATE 23187 19.5	P 4457		GIR 20961 17.0	P 3276	
1.6i (14" wheels)	98-99	ATE 21974 19.5	P 4455		GIR 20961 17.0	P 3276	
1.6i (14"-15"-16" wheels)	99-00	ATE 23187 19.5	P 4457		GIR 20961 17.0	P 3276	
1.6i (15"-16" wheels)	98-99	ATE 23131 19.5	P 4456		GIR 20961 17.0	P 3276	
1.6i 16V /Variant	00-05	ATE 23187 19.5	P 4457		GIR 20961 17.0	P 3276	
BORA							
1.6i automatic transmission /Variant	00-05	ATE 23187 19.5	P 4457		GIR 20961 17.0	P 3276	
1.8i 20V (14" wheels)	98-99	ATE 21974 19.5	P 4455		GIR 20961 17.0	P 3276	
1.8i 20V /4motion (14"-15"-16" wheels)	99-00	ATE 23187 19.5	P 4457		GIR 20961 17.0	P 3276	
1.8i 20V /4motion (15"-16" wheels)	98-99	ATE 23131 19.5	P 4456		GIR 20961 17.0	P 3276	
1.8i 20V Turbo /Variant	02-05	ATE 23392 20.0	P 4139		GIR 20961 17.0	P 3276	
1.9 SDI (50 KW 68 HP)	98-05	ATE 21974 19.5	P 4455		GIR 20961 17.0	P 3276	
1.9 TDI (81 KW 110 HP 14" wheels)	98-99	ATE 21974 19.5	P 4455		GIR 20961 17.0	P 3276	
1.9TDI (81KW 110HP 14"-15"-16" wheels)	99-00	ATE 23187 19.5	P 4457		GIR 20961 17.0	P 3276	
1.9TDI (81KW 110HP 15"-16" wheels)	98-99	ATE 23131 19.5	P 4456		GIR 20961 17.0	P 3276	
1.9 TDI /4motion (85 KW 115 HP)	98-99	ATE 23131 19.5	P 4456		GIR 20961 17.0	P 3276	
1.9 TDI /4motion (66 KW 90 HP)	98-01	ATE 21974 19.5	P 4455		GIR 20961 17.0	P 3276	
1.9TDI/4motion/Variant (110KW 150 HP)	02-05	ATE 23392 20.0	P 4139		GIR 20961 17.0	P 3276	
1.9 TDI /4motion/Variant (74KW 101 HP)	01-05	ATE 23187 19.5	P 4457		GIR 20961 17.0	P 3276	
1.9 TDI /4motion/Variant (85KW 115 HP)	99-01	ATE 23187 19.5	P 4457		GIR 20961 17.0	P 3276	
1.9 TDI /4motion/Variant (96KW 130 HP)	01-05	ATE 23392 20.0	P 4139		GIR 20961 17.0	P 3276	
2.0i /4motion /Variant	00-05	ATE 23187 19.5	P 4457		GIR 20961 17.0	P 3276	
2.3i V5 /4motion /Variant	00-05	ATE 23392 20.0	P 4139		GIR 20961 17.0	P 3276	
2.3i V5 /4motion /Variant	98-00	ATE 21911 20.0	P 4137		GIR 20961 17.0	P 3276	
2.8i V6 4motion /Variant	00-05	ATE 23392 20.0	P 4139		GIR 20961 17.0	P 3276	
CADDY Pick-up							
1.6i	97-	GIR 20861 18.0	P 2665				
1.9 D	97-	GIR 20861 18.0	P 2665				
CORRADO							
1.8i	87-93	GIR 20168 16.0	P 2775		GIR 20961 15.0	P 3275	
1.8i 16V	87-93	GIR 20168 16.0	P 2775		GIR 20961 15.0	P 3275	
1.8i 16V G60	88-93	GIR 20168 19.0	P 2777		GIR 20961 15.0	P 3275	
1.8i 16V G60	88-93	GIR 20168 19.0	P 2778		GIR 20961 15.0	P 3275	
2.0i	91-96	GIR 20168 16.0	P 2775		GIR 20961 15.0	P 3275	
2.0i 16V	91-96	GIR 20168 16.0	P 2775		GIR 20961 15.0	P 3275	
2.0i 16V	91-96	GIR 20168 16.0	P 2779		GIR 20961 15.0	P 3275	
2.9i VR6	91-96	GIR 20168 16.0	P 2775		GIR 20961 15.0	P 3275	
2.9i VR6	91-96	GIR 20168 16.0	P 2779		GIR 20961 15.0	P 3275	
EOS							
1.6i FSI	06-	ATE 23588 20.0	P 7895		GIR 20961 17.0	P 3276	
2.0 TDI	06-	ATE 23588 20.0	P 7895		GIR 20961 17.0	P 3276	
2.0i 16V FSI	06-	ATE 23588 20.0	P 7895		GIR 20961 17.0	P 3276	
2.0i 16V TFSI	06-	ATE 23588 20.0	P 7895		GIR 23914 17.0	P 7945	
3.2i V6 FSI	06-	ATE 23913 20.0	P 7907		GIR 23914 17.0	P 7945	
FOX (5Z)							
1.2i (disc 239 x 18 mm)	05-	ATE 21866 17.0	P 4405				
1.2i (disc 256 x 22 mm)	05-	ATE 23131 19.5	P 4456				
1.4 TDI	05-	ATE 23131 19.5	P 4456				

* Con segnalatori/ with wear device / avec avertisseurs

		KIT ANTERIORE / FRONT / AVANT			KIT POSTERIORE / REAR / ARRIERE		
		SYST./MVA/SP.	CODICE P.N. - Ref.	*	SYST./MVA/SP.	CODICE P.N. - Ref.	*
1.4i 16V (disc 239 x 18 mm)	05-	ATE 21866 17.0	P 4405				
1.4i 16V (disc 256 x 22 mm)	05-	ATE 23131 19.5	P 4456				
GOLF II							
1.1	83-91	KH 20889 17.5	P 2745	P 2745M			
1.1 (Abs)	86-91	KH 20887 19.5	P 2726	P 2726M			
1.3	83-91	KH 20889 17.5	P 2745	P 2745M			
1.3 (Abs)	86-91	KH 20887 19.5	P 2726	P 2726M			
1.6 (51 KW 69 HP, 53 KW 72 HP)	83-86	KH 20889 17.5	P 2745	P 2745M			
1.6 (51 KW 69 HP, 53 KW 72 HP)	86-91	KH 20887 19.5	P 2726	P 2726M			
1.6 (55 KW 75 HP)	83-91	KH 20887 19.5	P 2726	P 2726M			
1.6 D	83-91	KH 20889 17.5	P 2745	P 2745M			
1.6 TD	83-91	KH 20887 19.5	P 2726	P 2726M			
1.8	83-91	KH 20887 19.5	P 2726	P 2726M			
1.8 (Abs) /GT	83-91	KH 20887 15.0	P 2725	P 2725M	GIR 20961 15.0		P 3275
1.8i 16V G60 GTI /Syncro/Rallye	89-91	GIR 20168 19.0	P 2777		GIR 20961 15.0		P 3275
1.8i 16V G60 GTI /Syncro/Rallye	89-91	GIR 20168 19.0	P 2778		GIR 20961 15.0		P 3275
1.8i 16V GTI	83-88	KH 20887 15.0	P 2725	P 2725M	GIR 20961 15.0		P 3275
1.8i 16V GTI	88-91	GIR 20168 16.0	P 2775		GIR 20961 15.0		P 3275
1.8i GTI	83-91	KH 20887 15.0	P 2725	P 2725M	GIR 20961 15.0		P 3275
1.8i Syncro	86-91	KH 20887 19.5	P 2726	P 2726M			
GOLF III							
1.4i	91-96	KH 20887 19.5	P 2726	P 2726M			
1.4i	96-97	ATE 21866 19.5	P 4406				
1.4i (Abs)	91-96	GIR 20168 16.0	P 2775				
1.4i (Abs)	96-97	ATE 21866 15.0	P 4407				
1.6i (55 KW 75 HP)	91-96	KH 20887 19.5	P 2726	P 2726M			
1.6i (55 KW 75 HP)	96-97	ATE 21866 19.5	P 4406				
1.6i (55 KW 75 HP-Abs)	91-96	GIR 20168 16.0	P 2775				
1.6i (55 KW 75 HP-Abs)	96-97	ATE 21866 15.0	P 4407				
1.6i (74 KW 101 HP)	94-96	GIR 20168 19.0	P 2777		GIR 20961 15.0		P 3275
1.6i (74 KW 101 HP)	96-97	GIR 21945 19.5	P 4495		GIR 20961 15.0		P 3275
1.6i (74 KW 101 HP-Abs) /GT	94-96	GIR 20168 16.0	P 2775		GIR 20961 15.0		P 3275
1.6i (74 KW 101 HP-Abs) /GT	96-97	GIR 21945 16.0	P 4496		GIR 20961 15.0		P 3275
1.8i (55 KW 75 HP)	91-95	KH 20887 19.5	P 2726	P 2726M			
1.8i (55 KW 75 HP)	95-96	GIR 20168 19.0	P 2777				
1.8i (55 KW 75 HP)	96-97	GIR 21945 19.5	P 4495				
1.8i (55 KW 75 HP-Abs)	91-96	GIR 20168 16.0	P 2775		GIR 20961 15.0		P 3275
1.8i (55 KW 75 HP-Abs)	96-97	GIR 21945 16.0	P 4496		GIR 20961 15.0		P 3275
1.8i (66 KW 90 HP)	91-95	KH 20887 19.5	P 2726	P 2726M			
1.8i (66 KW 90 HP)	95-96	GIR 20168 19.0	P 2777				
1.8i (66 KW 90 HP)	96-97	GIR 21945 19.5	P 4495				
1.8i (66 KW 90 HP-Abs) /GT	91-96	GIR 20168 16.0	P 2775		GIR 20961 15.0		P 3275
GOLF III							
1.8i (66 KW 90 HP-Abs) /GT	96-97	GIR 21945 16.0	P 4496		GIR 20961 15.0		P 3275
1.8i Syncro	91-96	KH 20887 19.5	P 2726	P 2726M			
1.8i Syncro	96-97	ATE 21866 19.5	P 4406				
1.9 D (47 KW 64 HP)	91-96	KH 20887 19.5	P 2726	P 2726M			
1.9 D (47 KW 64 HP)	96-97	ATE 21866 19.5	P 4406				
1.9 D (47 KW 64 HP-Abs)	91-96	GIR 20168 16.0	P 2775				
1.9 D (47 KW 64 HP-Abs)	96-97	ATE 21866 15.0	P 4407				
1.9 TD (55 KW 75 HP)	91-96	KH 20887 19.5	P 2726	P 2726M			
1.9 TD (55 KW 75 HP)	96-97	ATE 21866 19.5	P 4406				
1.9 TD (55 KW 75 HP-Abs)	91-96	GIR 20168 16.0	P 2775				
1.9 TD (55 KW 75 HP-Abs)	96-97	ATE 21866 15.0	P 4407				
1.9 TDI (81 KW 110 HP)	95-96	GIR 20168 16.0	P 2775		GIR 20961 15.0		P 3275
1.9 TDI (81 KW 110 HP)	96-97	GIR 21945 16.0	P 4496		GIR 20961 15.0		P 3275
1.9 TDI /Syncro (66 KW 90 HP)	93-96	GIR 20168 19.0	P 2777		GIR 20961 15.0		P 3275
1.9 TDI /Syncro (66 KW 90 HP)	96-97	GIR 21945 19.5	P 4495		GIR 20961 15.0		P 3275
1.9 TDI /Syncro (66 KW 90 HP-Abs)	93-96	GIR 20168 16.0	P 2775		GIR 20961 15.0		P 3275
1.9 TDI /Syncro (66 KW 90 HP-Abs)	96-97	GIR 21945 16.0	P 4496		GIR 20961 15.0		P 3275
2.0i 16V GTI	91-96	GIR 21366 19.0	P 2776		GIR 20961 15.0		P 3275
2.0i 16V GTI	96-97	ATE 21911 20.0	P 4137		GIR 20961 15.0		P 3275
2.0i GL /Syncro	91-97	GIR 20168 16.0	P 2775		GIR 20961 15.0		P 3275
2.0i GL /Syncro	91-97	GIR 20168 16.0	P 2779		GIR 20961 15.0		P 3275
2.0i GTI	92-97	GIR 20168 19.0	P 2777		GIR 20961 15.0		P 3275
2.8i VR6	91-96	GIR 21366 19.0	P 2776		GIR 20961 15.0		P 3275
2.8i VR6	96-97	ATE 21911 20.0	P 4137		GIR 20961 15.0		P 3275
2.9i VR6 Syncro	94-96	GIR 21366 19.0	P 2776		GIR 20961 15.0		P 3275
2.9i VR6 Syncro	96-97	ATE 21911 20.0	P 4137		GIR 20961 15.0		P 3275
GOLF IV							
1.4i 16V	97-98	ATE 21974 19.5	P 4455		GIR 20961 17.0		P 3276
1.4i 16V (14") wheels)	98-99	ATE 21974 19.5	P 4455		GIR 20961 17.0		P 3276
1.4i 16V (14"-15"-16") wheels)	99-03	ATE 23187 19.5	P 4457		GIR 20961 17.0		P 3276
1.4i 16V (15"-16") wheels)	98-99	ATE 23131 19.5	P 4456		GIR 20961 17.0		P 3276
1.6i	97-98	ATE 21974 19.5	P 4455		GIR 20961 17.0		P 3276
1.6i (14") wheels)	98-99	ATE 21974 19.5	P 4455		GIR 20961 17.0		P 3276
1.6i (14"-15"-16") wheels)	99-03	ATE 23187 19.5	P 4457		GIR 20961 17.0		P 3276
1.6i (15"-16") wheels)	98-99	ATE 23131 19.5	P 4456		GIR 20961 17.0		P 3276

* Con segnalatori/ with wear device / avec avertisseurs

		KIT ANTERIORE / FRONT / AVANT			KIT POSTERIORE / REAR / ARRIERE		
		SYST./MVA/SP.	CODICE P.N. - Ref.	*	SYST./MVA/SP.	CODICE P.N. - Ref.	*
1.6i 16V	00-03	ATE 23187 19.5	P 4457		GIR 20961 17.0	P 3276	
1.6i FSI	02-03	ATE 23187 19.5	P 4457		GIR 20961 17.0	P 3276	
1.8i 20V	97-98	ATE 21974 19.5	P 4455		GIR 20961 17.0	P 3276	
1.8i 20V /4motion (14" wheels)	98-99	ATE 21974 19.5	P 4455		GIR 20961 17.0	P 3276	
1.8i 20V /4motion (14"-15"-16" wheels)	99-00	ATE 23187 19.5	P 4457		GIR 20961 17.0	P 3276	
1.8i 20V /4motion (15"-16" wheels)	98-99	ATE 23131 19.5	P 4456		GIR 20961 17.0	P 3276	
1.8i 20V Turbo /GTI	00-03	ATE 23392 20.0	P 4139		GIR 20961 17.0	P 3276	
1.8i 20V Turbo /GTI	97-00	ATE 21911 20.0	P 4137		GIR 20961 17.0	P 3276	
1.9 D	97-98	ATE 21974 19.5	P 4455		GIR 20961 17.0	P 3276	
1.9 D (14" wheels)	98-99	ATE 21974 19.5	P 4455		GIR 20961 17.0	P 3276	
1.9 D (14"-15"-16" wheels)	99-03	ATE 23187 19.5	P 4457		GIR 20961 17.0	P 3276	
1.9 D (15"-16" wheels)	98-99	ATE 23131 19.5	P 4456		GIR 20961 17.0	P 3276	
1.9 TDI (66 KW 90 HP-81 KW 110 HP)	97-98	ATE 21974 19.5	P 4455		GIR 20961 17.0	P 3276	
1.9 TDI (74 KW 101 HP) /4motion	00-03	ATE 23187 19.5	P 4457		GIR 20961 17.0	P 3276	
1.9 TDI (96 KW 130 HP-110 KW 150 HP) /4motion	01-03	ATE 23392 20.0	P 4139		GIR 20961 17.0	P 3276	
1.9 TDI /4mot(66 KW-81 KW 14" wheels)	98-99	ATE 21974 19.5	P 4455		GIR 20961 17.0	P 3276	
1.9 TDI /4mot(66 KW-81 KW 15"-16" wheels)	98-99	ATE 23131 19.5	P 4456		GIR 20961 17.0	P 3276	
1.9 TDI /4mot(66-81-85 KW 14"-15"-16" wheels)	99-01	ATE 23187 19.5	P 4457		GIR 20961 17.0	P 3276	
2.0i /4motion	00-03	ATE 23187 19.5	P 4457		GIR 20961 17.0	P 3276	
2.3i VR5 /4motion	00-03	ATE 23392 20.0	P 4139		GIR 20961 17.0	P 3276	
2.3i VR5 /4motion	97-00	ATE 21911 20.0	P 4137		GIR 20961 17.0	P 3276	
2.8i V6 4motion	00-03	ATE 23392 20.0	P 4139		GIR 20961 17.0	P 3276	
3.2i V6 R32 4motion	02-03				GIR 20961 17.0	P 3276	
GOLF Plus V							
1.4i 16V	04-	ATE 23187 19.5	P 4457		GIR 23554 17.0	P 327.10	
1.4i TSI	06-	ATE 23588 20.0	P 7895		GIR 23914 17.0	P 7945	
1.6i	04-	ATE 23187 19.5	P 4457		GIR 23554 17.0	P 327.10	
1.6i 16V FSI	04-	ATE 23187 19.5	P 4457		GIR 23554 17.0	P 327.10	
1.9 TDI (66 KW 90 HP)	04-	ATE 23187 19.5	P 4457		GIR 23554 17.0	P 327.10	
1.9 TDI (77 KW 105 HP)	04-	ATE 23187 19.5	P 4457		GIR 23554 17.0	P 327.10	
2.0 16V TDI	04-	ATE 23588 20.0	P 7895		GIR 23554 17.0	P 327.10	
2.0i 16V FSI	05-	ATE 23588 20.0	P 7895		GIR 23554 17.0	P 327.10	
GOLF V							
1.4i 16V	03-	ATE 23187 19.5	P 4457		GIR 23554 17.0	P 327.10	
1.4i 16V FSI	03-	ATE 23187 19.5	P 4457		GIR 23554 17.0	P 327.10	
1.4i 16V TSI /GT	06-	ATE 23588 20.0	P 7895		GIR 23914 17.0	P 7945	
1.6i	03-	ATE 23187 19.5	P 4457		GIR 23554 17.0	P 327.10	
1.6i 16V FSI	03-	ATE 23187 19.5	P 4457		GIR 23554 17.0	P 327.10	
1.9 TDI (66 KW 90 HP)	03-	ATE 23187 19.5	P 4457		GIR 23554 17.0	P 327.10	
1.9 TDI (77 KW 105 HP)	03-	ATE 23187 19.5	P 4457		GIR 23554 17.0	P 327.10	
1.9 TDI 4motion	04-	ATE 23588 20.0	P 7895		GIR 23914 17.0	P 7945	
1.9 TDI DSG	04-	ATE 23588 20.0	P 7895		GIR 23554 17.0	P 327.10	
2.0 16V GTD	05-	ATE 23588 20.0	P 7895		GIR 23914 17.0	P 7945	
2.0 16V TDI /DSG	03-	ATE 23588 20.0	P 7895		GIR 23554 17.0	P 327.10	
2.0 16V TDI 4motion	04-	ATE 23588 20.0	P 7895		GIR 23914 17.0	P 7945	
2.0 D	03-	ATE 23187 19.5	P 4457		GIR 23554 17.0	P 327.10	
2.0 TDI	03-	ATE 23588 20.0	P 7895		GIR 23554 17.0	P 327.10	
2.0i 16V FSI	03-	ATE 23588 20.0	P 7895		GIR 23554 17.0	P 327.10	
2.0i 16V FSI 4motion	03-	ATE 23588 20.0	P 7895		GIR 23914 17.0	P 7945	
2.0i 16V TFSI /GTI /DSG	04-	ATE 23588 20.0	P 7895		GIR 23914 17.0	P 7945	
3.2i V6 R32 4motion	05-	ATE 23913 20.0	P 7907		GIR 23914 17.0	P 7945	
GOLF Variant III							
1.4i	93-96	KH 20887 19.5	P 2726	P 2726M			
1.4i	96-99	ATE 21866 19.5	P 4406				
1.4i (Abs)	93-96	GIR 20168 16.0	P 2775				
1.4i (Abs)	96-99	ATE 21866 15.0	P 4407				
1.6i	93-96	GIR 20168 19.0	P 2777				
1.6i	96-99	GIR 21945 19.5	P 4495				
1.6i (Abs)	93-96	GIR 20168 16.0	P 2775				
1.6i (Abs)	97-99	GIR 21945 16.0	P 4496				
1.8i /Syncro	93-96	GIR 20168 19.0	P 2777				
1.8i /Syncro	96-99	GIR 21945 19.5	P 4495				
1.8i /Syncro (Abs)	93-96	GIR 20168 16.0	P 2775		GIR 20961 15.0	P 3275	
1.8i /Syncro (Abs)	96-99	GIR 21945 16.0	P 4496		GIR 20961 15.0	P 3275	
1.9 D	93-96	GIR 20168 19.0	P 2777				
1.9 D	96-99	GIR 21945 19.5	P 4495				
1.9 D (Abs)	93-96	GIR 20168 16.0	P 2775				
1.9 D (Abs)	96-99	ATE 21866 15.0	P 4407				
1.9 TD (55 KW 75 HP)	93-96	GIR 20168 19.0	P 2777				
1.9 TD (55 KW 75 HP)	96-99	GIR 21945 19.5	P 4495				
1.9 TD (55 KW 75 HP-Abs)	93-96	GIR 20168 16.0	P 2775				
1.9 TD (55 KW 75 HP-Abs)	96-99	ATE 21866 15.0	P 4407				
1.9 TDI (81 KW 110 HP)	95-96	GIR 20168 16.0	P 2775				
1.9 TDI (81 KW 110 HP)	96-99	GIR 21945 16.0	P 4496		GIR 20961 15.0	P 3275	
1.9 TDI /Syncro (66 KW 90 HP)	93-96	GIR 20168 19.0	P 2777				



* Con segnalatori/ with wear device / avec avertisseurs

		KIT ANTERIORE / FRONT / AVANT			KIT POSTERIORE / REAR / ARRIERE		
		SYST./MVA/SP.	CODICE P.N. - Ref.	*	SYST./MVA/SP.	CODICE P.N. - Ref.	*
1.9 TDI /Syncro (66 KW 90 HP)	96-99	GIR 21945 19.5	P 4495				
1.9 TDI /Syncro (66 KW 90 HP-Abs)	93-96	GIR 20168 16.0	P 2775		GIR 20961 15.0	P 3275	
1.9 TDI /Syncro (66 KW 90 HP-Abs)	96-99	GIR 21945 16.0	P 4496		GIR 20961 15.0	P 3275	
2.0i /Syncro	93-99	GIR 20168 16.0	P 2775		GIR 20961 15.0	P 3275	
2.9i VR6 /Syncro	93-96	GIR 21366 19.0	P 2776		GIR 20961 15.0	P 3275	
2.9i VR6 /Syncro	96-99	ATE 21911 20.0	P 4137		GIR 20961 15.0	P 3275	
GOLF Variant IV							
1.4i 16V	99-07	ATE 23187 19.5	P 4457		GIR 20961 17.0	P 3276	
1.6i	99-07	ATE 23187 19.5	P 4457		GIR 20961 17.0	P 3276	
1.6i 16V	99-07	ATE 23187 19.5	P 4457		GIR 20961 17.0	P 3276	
1.6i FSI	02-07	ATE 23187 19.5	P 4457		GIR 20961 17.0	P 3276	
1.8i 20V 4motion	99-07	ATE 23187 19.5	P 4457		GIR 20961 17.0	P 3276	
1.8i 20V Turbo	00-07	ATE 23392 20.0	P 4139		GIR 20961 17.0	P 3276	
1.9 D	99-07	ATE 23187 19.5	P 4457		GIR 20961 17.0	P 3276	
1.9 TDI /4motion (66-81-85 KW)	99-07	ATE 23187 19.5	P 4457		GIR 20961 17.0	P 3276	
1.9 TDI /4motion (74 KW 101 HP)	01-07	ATE 23187 19.5	P 4457		GIR 20961 17.0	P 3276	
1.9 TDI /4motion (96 KW 130 HP)	01-07	ATE 23392 20.0	P 4139		GIR 20961 17.0	P 3276	
2.0i /4motion	00-07	ATE 23187 19.5	P 4457		GIR 20961 17.0	P 3276	
2.3i VR5 /4motion	00-07	ATE 23392 20.0	P 4139		GIR 20961 17.0	P 3276	
2.3i VR5 /4motion	99-00	ATE 21911 20.0	P 4137		GIR 20961 17.0	P 3276	
2.8i V6 4motion	00-07	ATE 23392 20.0	P 4139		GIR 20961 17.0	P 3276	
2.8i V6 4motion	99-00	ATE 21911 20.0	P 4137		GIR 20961 17.0	P 3276	
GOLF Variant V							
1.4i 16V TSI	07-	ATE 23588 20.0	P 7895		GIR 23914 17.0	P 7945	
GOLF Variant V							
1.6i	07-	ATE 23187 19.5	P 4457		GIR 23914 17.0	P 7945	
1.9 TDI (77 KW 105 HP)	07-	ATE 23187 19.5	P 4457		GIR 23914 17.0	P 7945	
2.0 16V TDI	07-	ATE 23588 20.0	P 7895		GIR 23914 17.0	P 7945	
2.0 TDI	07-	ATE 23588 20.0	P 7895		GIR 23914 17.0	P 7945	
2.0i 16V TFSI	07-	ATE 23588 20.0	P 7895		GIR 23914 17.0	P 7945	
JETTA (1K)							
1.4i 16V TSI	06-	ATE 23588 20.0	P 7895		GIR 23914 17.0	P 7945	
1.6i	05-	ATE 23187 19.5	P 4457		GIR 23914 17.0	P 7945	
1.6i 16V FSI (disc 280 x 22 mm)	05-	ATE 23187 19.5	P 4457		GIR 23914 17.0	P 7945	
1.6i 16V FSI (disc 288 x 25 mm)	05-	ATE 23588 20.0	P 7895		GIR 23914 17.0	P 7945	
1.9 TDI (77KW 105 HP disc 280x22 mm)	05-	ATE 23187 19.5	P 4457		GIR 23914 17.0	P 7945	
1.9 TDI (77 KW 105 HP disc 288 x25 mm)	05-	ATE 23588 20.0	P 7895		GIR 23914 17.0	P 7945	
1.9 TDI DSG	05-	ATE 23588 20.0	P 7895		GIR 23914 17.0	P 7945	
2.0 16V TDI /DSG	05-	ATE 23588 20.0	P 7895		GIR 23914 17.0	P 7945	
2.0 D	05-	ATE 23187 19.5	P 4457		GIR 23914 17.0	P 7945	
2.0i 16V FSI	05-	ATE 23588 20.0	P 7895		GIR 23914 17.0	P 7945	
2.0i 16V TFSI (Turbo FSI)	05-	ATE 23588 20.0	P 7895		GIR 23914 17.0	P 7945	
LUPO							
1.0i	98-05	ATE 21866 17.0	P 4405				
1.2 TDI	99-05	ATE 23394 14.5	P 5795				
1.4 TDI (disc 239 x 18 mm)	99-05	ATE 21866 17.0	P 4405				
1.4 TDI (disc 256 x 20 mm)	99-05	GIR 21945 16.0	P 4496				
1.4i (44 KW 60 HP)	00-05	ATE 21866 17.0	P 4405				
1.4i 16V (55 KW 75 HP disc 239 x 18 mm)	98-05	ATE 21866 17.0	P 4405				
1.4i 16V (55 KW 75 HP disc 256 x 20 mm)	98-05	GIR 21945 16.0	P 4496				
1.4i 16V (74 KW 101 HP)	99-05	GIR 21945 16.0	P 4496		GIR 20961 17.0	P 3276	
1.4i 16V FSI	01-05	GIR 21945 16.0	P 4496		GIR 20961 17.0	P 3276	
1.6i 16V GTI	01-05	GIR 21945 16.0	P 4496		GIR 20961 17.0	P 3276	
1.7 D	98-05	ATE 21866 17.0	P 4405				
MULTIVAN (T4)							
1.8 (14" wheels)	90-94	GIR 20124 19.0	P 3905				
MULTIVAN (T4)							
1.8 (15" wheels)	90-94	GIR 21479 19.0	P 3925				
1.8 (15" wheels, ventilated disc)	90-94	GIR 20652 18.0	P 3915				
1.9 D-TD (14" wheels)	90-96	GIR 20124 19.0	P 3905				
1.9 D-TD (15" wheels)	00-03	GIR 23445 19.0	P 3926		GIR 23446 16.5	P 5806	
1.9 D-TD (15" wheels)	90-96	GIR 21479 19.0	P 3925				
1.9 D-TD (15" wheels)	96-00	GIR 21479 19.0	P 3925		GIR 23224 16.5	P 5805	
1.9 D-TD (15" wheels, ventilated disc)	90-96	GIR 20652 18.0	P 3915				
1.9 TD (15" wheels, ventilated disc)	00-03	ATE 23163 19.5	P 4976		GIR 23446 16.5	P 5806	
1.9 TD (15" wheels, ventilated disc)	00-03	GIR 23176 18.0	P 3917		GIR 23446 16.5	P 5806	
1.9 TD (15" wheels, ventilated disc)	96-00	GIR 21634 18.0	P 3916		GIR 23224 16.5	P 5805	
1.9 TD (15" wheels, ventilated disc)	96-00	ATE 21883 19.5	P 4975		GIR 23224 16.5	P 5805	
2.0 (14" wheels)	90-96	GIR 20124 19.0	P 3905				
2.0 (15" wheels)	90-96	GIR 21479 19.0	P 3925				
2.0 (15" wheels, ventilated disc)	90-96	GIR 20652 18.0	P 3915				
2.4 D (14" wheels)	90-96	GIR 20124 19.0	P 3905				
2.4 D (15" wheels)	00-03	GIR 23445 19.0	P 3926		GIR 23446 16.5	P 5806	
2.4 D (15" wheels)	90-96	GIR 21479 19.0	P 3925				
2.4 D (15" wheels)	96-00	GIR 21479 19.0	P 3925		GIR 23224 16.5	P 5805	
2.4 D (15" wheels, ventilated disc)	00-03	ATE 23163 19.5	P 4976		GIR 23446 16.5	P 5806	
2.4 D (15" wheels, ventilated disc)	00-03	GIR 23176 18.0	P 3917		GIR 23446 16.5	P 5806	
2.4 D (15" wheels, ventilated disc)	90-96	GIR 20652 18.0	P 3915				

* Con segnalatori/ with wear device / avec avertisseurs

		KIT ANTERIORE / FRONT / AVANT			KIT POSTERIORE / REAR / ARRIERE		
		SYST./MVA/SP.	CODICE P.N. - Ref.	*	SYST./MVA/SP.	CODICE P.N. - Ref.	*
3.2i V6 24V /4motion NEW	02-04	GIR 23830 18.0	P10156		GIR 23883 17.5	P 7956	
3.2i V6 24V /4motion NEW	04-	ATE 23897 20.5	P 9035		GIR 23883 17.5	P 7956	
4.2i W8 4motion NEW	03-04	GIR 23830 18.0	P10156		GIR 23883 17.5	P 7956	
4.2i W8 4motion NEW	04-	ATE 23897 20.5	P 9035		GIR 23883 17.5	P 7956	
5.0 V10 TDI 4motion NEW	02-	ATE 23897 20.5	P 9035		GIR 23883 17.5	P 7956	
6.0i W12 4motion	02-				GIR 23883 17.5	P 7956	
POLO (6N)							
1.0i	94-96	KH 20887 17.0	P 2727	P 2727M			
1.0i	96-99	ATE 21866 17.0	P 4405				
1.3i	94-95	KH 20887 17.0	P 2727	P 2727M			
1.4i	95-96	KH 20887 17.0	P 2727	P 2727M			
1.4i	96-99	ATE 21866 17.0	P 4405				
1.4i 16V (74 KW 101 HP)	96-99	GIR 21945 16.0	P 4496		GIR 20961 15.0	P 3275	
1.6i (55 KW 75 HP)	94-96	KH 20887 17.0	P 2727	P 2727M			
1.6i (55 KW 75 HP)	96-99	ATE 21866 17.0	P 4405				
1.6i (74 KW 101 HP)	96-99	GIR 21945 16.0	P 4496		GIR 20961 15.0	P 3275	
1.7 SDI	97-99	ATE 21866 17.0	P 4405				
1.9 D	94-96	KH 20887 17.0	P 2727	P 2727M			
1.9 D	96-99	ATE 21866 17.0	P 4405				
POLO (6N)							
1.0i	99-02	ATE 21866 17.0	P 4405				
1.4 TDI	99-02	GIR 21945 16.0	P 4496		GIR 20961 17.0	P 3276	
1.4i	99-02	ATE 21866 17.0	P 4405				
1.4i 16V (55 KW 75 HP)	99-02	GIR 21945 16.0	P 4496				
1.4i 16V (74 KW 101 HP)	99-02	GIR 21945 16.0	P 4496		GIR 20961 17.0	P 3276	
1.6i 16V GTI	99-02	GIR 21945 16.0	P 4496		GIR 20961 17.0	P 3276	
1.7 SDI	99-02	ATE 21866 17.0	P 4405				
1.9 D	99-02	ATE 21866 17.0	P 4405				
POLO (80)							
1.0 /Coupe'	90-94	KH 20887 17.0	P 2727	P 2727M			
1.3 /Coupe'	90-94	KH 20887 17.0	P 2727	P 2727M			
1.3 G40 Coupe'	90-94	KH 20887 15.0	P 2725	P 2725M			
1.4 D	90-94	KH 20887 17.0	P 2727	P 2727M			
POLO (86)							
0.9	81-85	ATE 20228 15.0	P 2365				
1.0 /Coupe'	81-85	ATE 20228 15.0	P 2365				
1.0 /Coupe'	85-90	KH 20889 17.5	P 2745	P 2745M			
1.1 /Coupe'	81-85	ATE 20228 15.0	P 2365				
1.1 /Coupe'	85-90	KH 20889 17.5	P 2745	P 2745M			
1.3 /Coupe'	81-85	ATE 20228 15.0	P 2365				
1.3 /Coupe'	85-90	KH 20889 17.5	P 2745	P 2745M			
1.3 D	86-90	KH 20889 17.5	P 2745	P 2745M			
1.3 G40 Coupe'	86-90	KH 20887 17.0	P 2725	P 2725M			
POLO (8C)							
0.9	75-81	ATE 20228 15.0	P 2365				
1.1	75-81	ATE 20228 15.0	P 2365				
1.3	77-81	ATE 20228 15.0	P 2365				
POLO (9N)							
1.2i (40 KW 54 HP without power steering)	02-05	ATE 23752 17.0	P 4408				
1.2i (40 KW 54 HP)	02-05	ATE 23187 19.5	P 4457				
POLO (9N)							
1.2i 12V (47 KW 64 HP without power steering)	02-05	ATE 23752 17.0	P 4408				
1.2i 12V (47 KW 64 HP)	02-05	ATE 23187 19.5	P 4457				
1.4 TDI (55 KW 75 HP)	02-05	ATE 23187 19.5	P 4457		GIR 23823 17.0	P 3279	
1.4i 16V (55 KW 75 HP without power steering)	02-05	ATE 23752 17.0	P 4408				
1.4i 16V (55 KW 75 HP)	02-05	ATE 23187 19.5	P 4457		GIR 23823 17.0	P 3279	
1.4i 16V (74 KW 100 HP)	02-05	ATE 23187 19.5	P 4457		GIR 23823 17.0	P 3279	
1.4i FSI (63 KW 86 HP)	02-05	ATE 23187 19.5	P 4457		GIR 23823 17.0	P 3279	
1.9 D (47 KW 64 HP without power steering)	02-05	ATE 23752 17.0	P 4408				
1.9 D (47 KW 64 HP)	02-05	ATE 23187 19.5	P 4457				
1.9 TDI (74 KW 101 HP)	02-05	ATE 23187 19.5	P 4457		GIR 23823 17.0	P 3279	
POLO (9N)							
1.2i (40 KW 55 HP disc 239 x 18 mm)	05-	ATE 21866 17.0	P 4405				
1.2i (40 KW 55 HP disc 239 x 18 mm)	05-	ATE 23752 17.0	P 4408				
1.2i (40 KW 55 HP disc 256 x 22 mm)	05-	ATE 23131 19.5	P 4456				
1.2i (40 KW 55 HP disc 256 x 22 mm)	05-	ATE 23187 19.5	P 4457				
1.2i 12V (47 KW 64 HP disc 239 x 18 mm)	05-	ATE 23752 17.0	P 4408				
1.2i 12V (47 KW 64 HP disc 239 x 18 mm)	05-	ATE 21866 17.0	P 4405				
1.2i 12V (47 KW 64 HP disc 256 x 22 mm)	05-	ATE 23131 19.5	P 4456				
1.2i 12V (47 KW 64 HP disc 256 x 22 mm)	05-	ATE 23187 19.5	P 4457				
1.4 TDI (51 KW 70 HP, 59 KW 80 HP)	05-	ATE 23131 19.5	P 4456				
1.4 TDI (51 KW 70 HP, 59 KW 80 HP)	05-	ATE 23187 19.5	P 4457				
1.4i (55 KW 75 HP disc 239 x 18 mm)	05-	ATE 21866 17.0	P 4405				
1.4i (55 KW 75 HP disc 239 x 18 mm)	05-	ATE 23752 17.0	P 4408				
1.4i (55 KW 75 HP disc 256 x 22 mm)	05-	ATE 23187 19.5	P 4457				
1.4i (55 KW 75 HP disc 256 x 22 mm)	05-	ATE 23131 19.5	P 4456				
1.4i 16V (74 KW 100 HP)	05-	ATE 23131 19.5	P 4456		GIR 20961 17.0	P 3276	
1.4i 16V (74 KW 100 HP)	05-	ATE 23187 19.5	P 4457		GIR 20961 17.0	P 3276	



* Con segnalatori/ with wear device / avec avertisseurs

		KIT ANTERIORE / FRONT / AVANT			KIT POSTERIORE / REAR / ARRIERE		
		SYST./MVA/SP.	CODICE P.N. - Ref.	*	SYST./MVA/SP.	CODICE P.N. - Ref.	*
1.4i FSI (63 KW 86 HP)	05-	ATE 23131 19.5	P 4456				
1.4i FSI (63 KW 86 HP)	05-	ATE 23187 19.5	P 4457				
1.6i 16V (77 KW 105 HP)	05-	ATE 23131 19.5	P 4456		GIR 20961 17.0	P 3276	
1.6i 16V (77 KW 105 HP)	05-	ATE 23187 19.5	P 4457		GIR 20961 17.0	P 3276	
1.8i Turbo 20V GTI	05-	GIR 23581 19.0	P 7885		GIR 20961 17.0	P 3276	
1.8i Turbo 20V GTI	05-	GIR 23581 19.0	P 7886		GIR 20961 17.0	P 3276	
1.9 TDI (74 KW 100 HP)	05-	ATE 23131 19.5	P 4456		GIR 20961 17.0	P 3276	
1.9 TDI (74 KW 100 HP)	05-	ATE 23187 19.5	P 4457		GIR 20961 17.0	P 3276	
1.9 TDI (96 KW 130 HP)	05-	GIR 23581 19.0	P 7885		GIR 20961 17.0	P 3276	
1.9 TDI (96 KW 130 HP)	05-	GIR 23581 19.0	P 7886		GIR 20961 17.0	P 3276	
SHARAN							
1.8i 20V Turbo	96-00	ATE 21848 20.0	P 5135		GIR 20961 17.0	P 3276	
1.9 TDI (66 KW 90 HP)	95-00	ATE 21848 20.0	P 5135		GIR 20961 17.0	P 3276	
1.9 TDI (81 KW 110 HP)	96-00	ATE 21848 20.0	P 5135		GIR 20961 17.0	P 3276	
2.0i	95-00	ATE 21848 20.0	P 5135		GIR 20961 17.0	P 3276	
2.0i 16V	95-00	ATE 21848 20.0	P 5135		GIR 20961 17.0	P 3276	
2.8i VR6	95-00	ATE 21848 20.0	P 5135		GIR 20961 17.0	P 3276	
2.8i VR6 Symchro	96-00	ATE 21848 20.0	P 5135		GIR 20961 17.0	P 3276	
SHARAN							
1.8i 20V Turbo (15" wheels - disc 288 x 25 mm)	00-02	ATE 23324 20.0	P 5136		GIR 23516 17.0	P 3278	
1.8i 20V Turbo (16" wheels - disc 313 x 26 mm)	01-	ATE 23269 19.5	P 7925		GIR 23446 16.5	P 5807	
1.9 TDI 115 HP (15" wheels - disc 288 x 25 mm)	00-02	ATE 23324 20.0	P 5136		GIR 23516 17.0	P 3278	
1.9 TDI 115 HP (16" wheels - disc 300 x 26 mm)	01-	ATE 23419 19.0	P 7915		GIR 23516 17.0	P 3278	
1.9 TDI 115 HP /4 Motion	00-	ATE 23269 19.5	P 7925		GIR 23446 16.5	P 5807	
1.9 TDI 130 HP	02-	ATE 23419 19.0	P 7915		GIR 23516 17.0	P 3278	
1.9 TDI 150 HP	05-	ATE 23419 19.0	P 7915		GIR 23516 17.0	P 3278	
1.9 TDI 90 HP (15" wheels - disc 288 x 25 mm)	00-02	ATE 23324 20.0	P 5136		GIR 23516 17.0	P 3278	
1.9 TDI 90 HP (16" wheels - disc 300 x 26 mm)	01-	ATE 23419 19.0	P 7915		GIR 23516 17.0	P 3278	
2.0 16V TDI	06-	ATE 23419 19.0	P 7915		GIR 23516 17.0	P 3278	
2.0i (15" wheels - disc 288 x 25 mm)	00-02	ATE 23324 20.0	P 5136		GIR 23516 17.0	P 3278	
2.0i (16" wheels - disc 300 x 26 mm)	01-	ATE 23419 19.0	P 7915		GIR 23516 17.0	P 3278	
2.8i V6 24V	00-	ATE 23269 19.5	P 7925		GIR 23446 16.5	P 5807	
2.8i V6 24V 4 Motion	00-	ATE 23269 19.5	P 7925		GIR 23446 16.5	P 5807	
TARO							
1.8	89-94	AKE 21158 15.5	P 4615				
2.2	89-94	AKE 21158 15.5	P 4615				
2.4 D	89-97	AKE 21158 15.5	P 4615				
2.4 D 4wd	89-97	SUM 21679 15.0	P 3565				
2.4i	89-97	AKE 21158 15.5	P 4615				
2.4i 4wd	89-97	SUM 21679 15.0	P 3565				
TOUAREG (7LA)							
2.5 R5 TDI	02-	ATE 23835 20.0	P 7937		ATE 24368 19.0	P 9025	
3.0 V6 TDI	04-05	BRE 23692 16.5	P 8945	P 8945Y	BRE 23694 16.5	P 8965	P6965V
3.0 V6 TDI NEW	05-	BRE 24098 16.5	P 9005	P 9005Y	BRE 24097 16.5	P 9015	P6915V
3.2i V6	02-05	BRE 23692 16.5	P 8945	P 8945Y	BRE 23694 16.5	P 8965	P6965V
3.2i V6 NEW	05-	BRE 24098 16.5	P 9005	P 9005Y	BRE 24097 16.5	P 9015	P6915V
3.6i V6	06-	BRE 23692 16.5	P 8945	P 8945Y	BRE 23694 16.5	P 8965	P6965V
4.2i V8 NEW	02-07	BRE 23693 16.5	P 8955	P 8955Y	BRE 23694 16.5	P 8965	P6965V
5.0 V10 TDI NEW	02-	BRE 23693 16.5	P 8955	P 8955Y	BRE 23694 16.5	P 8965	P6965V
6.0i W12 NEW	05-	BRE 23693 16.5	P 8955	P 8955Y	BRE 23694 16.5	P 8965	P6965V
TOURAN							
1.4i 16V TSI /Cross Touran	06-	ATE 23588 20.0	P 7895		GIR 23914 17.0	P 7945	
TOURAN							
1.6i /Cross Touran	03-	ATE 23588 20.0	P 7895		GIR 23914 17.0	P 7945	
1.6i 16V FSI /Cross Touran	03-	ATE 23588 20.0	P 7895		GIR 23914 17.0	P 7945	
1.9 TDI /Cross Touran	03-	ATE 23588 20.0	P 7895		GIR 23914 17.0	P 7945	
2.0 16V TDI /Cross Touran	03-	ATE 23588 20.0	P 7895		GIR 23914 17.0	P 7945	
2.0 TDI /Cross Touran	05-	ATE 23588 20.0	P 7895		GIR 23914 17.0	P 7945	
2.0i 16V FSI /Cross Touran	03-	ATE 23588 20.0	P 7895		GIR 23914 17.0	P 7945	
VENTO							
1.4i	91-96	KH 20887 19.5	P 2726	P 2726M			
1.4i	96-08/97	ATE 21866 19.5	P 4406				
1.4i (Abs)	91-96	GIR 20168 16.0	P 2775				
1.4i (Abs)	96-08/97	ATE 21866 15.0	P 4407				
1.6i (55 KW 75 HP)	91-96	KH 20887 19.5	P 2726	P 2726M			
1.6i (55 KW 75 HP)	96-08/97	ATE 21866 19.5	P 4406				
1.6i (55 KW 75 HP-Abs)	91-96	GIR 20168 16.0	P 2775				
1.6i (55 KW 75 HP-Abs)	96-08/97	ATE 21866 15.0	P 4407				
1.6i (74 KW 101 HP)	91-96	GIR 20168 19.0	P 2777		GIR 20961 15.0	P 3275	
1.6i (74 KW 101 HP)	96-08/97	GIR 21945 19.5	P 4495		GIR 20961 15.0	P 3275	
1.6i (74 KW 101 HP-Abs) /GT	91-96	GIR 20168 16.0	P 2775		GIR 20961 15.0	P 3275	
1.6i (74 KW 101 HP-Abs) /GT	96-08/97	GIR 21945 16.0	P 4496		GIR 20961 15.0	P 3275	

* Con segnalatori/ with wear device / avec avertisseurs

		KIT ANTERIORE / FRONT / AVANT			KIT POSTERIORE / REAR / ARRIERE		
		SYST./MVA/SP.	CODICE P.N. - Ref.	*	SYST./MVA/SP.	CODICE P.N. - Ref.	*
1.6i automatic transmission	95-08/97	GIR 20168 19.0	P 2777				
1.8i (55 KW 75 HP)	91-96	KH 20887 19.5	P 2726	P 2726M			
1.8i (55 KW 75 HP)	96-08/97	ATE 21866 19.5	P 4406				
1.8i (55 KW 75 HP-Abs)	91-96	GIR 20168 16.0	P 2775				
1.8i (55 KW 75 HP-Abs)	96-08/97	ATE 21866 15.0	P 4407				
1.8i (66 KW 90 HP)	91-96	GIR 20168 19.0	P 2777				
1.8i (66 KW 90 HP)	96-08/97	GIR 21945 19.5	P 4495		GIR 20961 15.0	P 3275	
1.8i (66 KW 90 HP-Abs) /GT	91-96	GIR 20168 16.0	P 2775		GIR 20961 15.0	P 3275	
1.8i (66 KW 90 HP-Abs) /GT	96-08/97	GIR 21945 16.0	P 4496		GIR 20961 15.0	P 3275	
1.9 D	91-96	KH 20887 19.5	P 2726	P 2726M			
1.9 D	96-08/97	ATE 21866 19.5	P 4406				
1.9 D (Abs)	91-96	GIR 20168 16.0	P 2775				
1.9 D (Abs)	96-08/97	ATE 21866 15.0	P 4407				
1.9 TD (55 KW 75 HP)	91-96	KH 20887 19.5	P 2726	P 2726M			
1.9 TD (55 KW 75 HP)	96-08/97	ATE 21866 19.5	P 4406				
1.9 TD (55 KW 75 HP-Abs)	91-96	GIR 20168 16.0	P 2775				
1.9 TD (55 KW 75 HP-Abs)	96-08/97	ATE 21866 15.0	P 4407				
1.9 TDI (66 KW 90 HP)	93-96	GIR 20168 19.0	P 2777				
1.9 TDI (66 KW 90 HP)	96-08/97	GIR 21945 19.5	P 4495				
1.9 TDI (66 KW 90 HP-Abs)	93-96	GIR 20168 16.0	P 2775				
1.9 TDI (66 KW 90 HP-Abs)	96-08/97	GIR 21945 16.0	P 4496				
1.9 TDI (81 KW 110 HP)	95-96	GIR 20168 16.0	P 2775				
1.9 TDI (81 KW 110 HP)	96-08/97	GIR 21945 16.0	P 4496				
2.0i	91-08/97	GIR 20168 16.0	P 2775		GIR 20961 15.0	P 3275	
2.0i 16V GTI	91-96	GIR 21366 19.0	P 2776		GIR 20961 15.0	P 3275	
2.0i 16V GTI	96-08/97	ATE 21911 20.0	P 4137		GIR 20961 15.0	P 3275	
2.0i GTI	91-08/97	GIR 21366 19.0	P 2776		GIR 20961 15.0	P 3275	
2.0i GTI	91-08/97	GIR 20168 19.0	P 2777		GIR 20961 15.0	P 3275	
2.8i VR6	91-96	GIR 21366 19.0	P 2776		GIR 20961 15.0	P 3275	
2.8i VR6	96-08/97	ATE 21911 20.0	P 4137		GIR 20961 15.0	P 3275	
VOLVO							
480							
1.7i (from/da 538520)	86-97	GIR 21217 18.0	P 3575		ATE 21090 15.0	P 2975	
1.7i (up to/fino a 538519)	86-97	GIR 21009 15.5	P 4695		ATE 21090 15.0	P 2975	
1.7i (ventilated disc)	86-97	ATE 20147 17.0	P 3535		ATE 21090 15.0	P 2975	
1.7i Turbo (from/da 538520)	87-97	GIR 21217 18.0	P 3575		ATE 21090 15.0	P 2975	
1.7i Turbo (up to/fino a 538519)	87-97	GIR 21009 15.5	P 4695		ATE 21090 15.0	P 2975	
1.7i Turbo (ventilated disc)	87-97	ATE 20147 17.0	P 3535		ATE 21090 15.0	P 2975	
2.0i (from/da 538520)	92-97	GIR 21217 18.0	P 3575		ATE 21090 15.0	P 2975	
2.0i (up to/fino a 538519)	92-97	GIR 21009 15.5	P 4695		ATE 21090 15.0	P 2975	
2.0i (ventilated disc)	92-97	ATE 20147 17.0	P 3535		ATE 21090 15.0	P 2975	
740							
2.0i /Station Wagon	84-88	BDX 20788 17.0	P 5425		ATE 20755 15.5	P 4345	
2.0i /Station Wagon	84-92	BDX 21233 16.5	P 3025		ATE 20755 15.5	P 4345	
2.0i /Station Wagon	84-92	GIR 21266 17.0	P 4155		GIR 21385 13.0	P 3585	
2.0i /Station Wagon (Abs)	90-92	GIR 20164 18.0	P 3595		ATE 20755 15.5	P 4345	
2.0i /Station Wagon (Abs)	90-92	GIR 20164 18.0	P 3595		GIR 21385 13.0	P 3585	
2.3 D /Station Wagon	84-88	BDX 20788 17.0	P 5425		ATE 20755 15.5	P 4345	
2.3 D /Station Wagon	84-92	BDX 21233 16.5	P 3025		ATE 20755 15.5	P 4345	
2.3 D /Station Wagon	84-92	GIR 21266 17.0	P 4155		GIR 21385 13.0	P 3585	
2.3i /Station Wagon	84-88	BDX 20788 17.0	P 5425		ATE 20755 15.5	P 4345	
2.3i /Station Wagon	84-92	BDX 21233 16.5	P 3025		ATE 20755 15.5	P 4345	
2.3i /Station Wagon	84-92	GIR 21266 17.0	P 4155		GIR 21385 13.0	P 3585	
2.3i /Station Wagon (Abs)	90-92	GIR 20164 18.0	P 3595		ATE 20755 15.5	P 4345	
2.3i /Station Wagon (Abs)	90-92	GIR 20164 18.0	P 3595		GIR 21385 13.0	P 3585	
2.3i 16V /Station Wagon	87-88	BDX 20788 17.0	P 5425		ATE 20755 15.5	P 4345	
2.3i 16V /Station Wagon	87-92	BDX 21233 16.5	P 3025		ATE 20755 15.5	P 4345	
2.3i 16V /Station Wagon	87-92	GIR 21266 17.0	P 4155		GIR 21385 13.0	P 3585	
2.3i 16V /Station Wagon (Abs)	90-92	GIR 20164 18.0	P 3595		ATE 20755 15.5	P 4345	
2.3i 16V /Station Wagon (Abs)	90-92	GIR 20164 18.0	P 3595		GIR 21385 13.0	P 3585	
2.3i Turbo /Station Wagon	86-88	BDX 20788 17.0	P 5425		ATE 20755 15.5	P 4345	
2.3i Turbo /Station Wagon	86-92	GIR 21266 17.0	P 4155		GIR 21385 13.0	P 3585	
2.3i Turbo /Station Wagon	86-92	BDX 21233 16.5	P 3025		ATE 20755 15.5	P 4345	
2.3i Turbo /Station Wagon (Abs)	90-92	GIR 20164 18.0	P 3595		ATE 20755 15.5	P 4345	
2.3i Turbo /Station Wagon (Abs)	90-92	GIR 20164 18.0	P 3595		GIR 21385 13.0	P 3585	
2.4 D-TD /Station Wagon	84-88	BDX 20788 17.0	P 5425		ATE 20755 15.5	P 4345	
2.4 D-TD /Station Wagon	84-92	BDX 21233 16.5	P 3025		ATE 20755 15.5	P 4345	
2.4 D-TD /Station Wagon	84-92	GIR 21266 17.0	P 4155		GIR 21385 13.0	P 3585	
2.4 D-TD /Station Wagon (Abs)	90-92	GIR 20164 18.0	P 3595		ATE 20755 15.5	P 4345	
2.4 D-TD /Station Wagon (Abs)	90-92	GIR 20164 18.0	P 3595		GIR 21385 13.0	P 3585	
760							
2.3i Turbo /Station Wagon	82-88	BDX 20788 17.0	P 5425		ATE 20755 15.5	P 4345	
2.3i Turbo /Station Wagon	82-92	BDX 21233 16.5	P 3025		ATE 20755 15.5	P 4345	
2.3i Turbo /Station Wagon	82-92	GIR 21266 17.0	P 4155		GIR 21385 13.0	P 3585	
2.3i Turbo /Station Wagon (Abs)	90-92	GIR 20164 18.0	P 3595		ATE 20755 15.5	P 4345	
2.3i Turbo /Station Wagon (Abs)	90-92	GIR 20164 18.0	P 3595		GIR 21385 13.0	P 3585	
2.4 TD /Station Wagon	82-88	BDX 20788 17.0	P 5425		ATE 20755 15.5	P 4345	
2.4 TD /Station Wagon	82-92	GIR 21266 17.0	P 4155		GIR 21385 13.0	P 3585	

* Con segnalatori/ with wear device / avec avertisseurs

		KIT ANTERIORE / FRONT / AVANT			KIT POSTERIORE / REAR / ARRIERE		
		SYST./MVA/SP.	CODICE P.N. - Ref.	*	SYST./MVA/SP.	CODICE P.N. - Ref.	*
2.4 TD /Station Wagon	82-92	BDX 21233 16.5	P 3025		ATE 15.5	P 4345	
2.4 TD /Station Wagon (Abs)	90-92	GIR 20164 18.0	P 3595		ATE 20755 15.5	P 4345	
2.4 TD /Station Wagon (Abs)	90-92	GIR 20164 18.0	P 3595		GIR 21385 13.0	P 3585	
760							
2.8i /Station Wagon	82-88	BDX 20788 17.0	P 5425		ATE 15.5	P 4345	
2.8i /Station Wagon	82-92	GIR 21266 17.0	P 4155		GIR 21385 13.0	P 3585	
2.8i /Station Wagon	82-92	BDX 21233 16.5	P 3025		ATE 20755 15.5	P 4345	
2.8i /Station Wagon (Abs)	90-92	GIR 20164 18.0	P 3595		ATE 20755 15.5	P 4345	
2.8i /Station Wagon (Abs)	90-92	GIR 20164 18.0	P 3595		GIR 21385 13.0	P 3585	
780							
2.3i Turbo /Station Wagon	86-88	BDX 20788 17.0	P 5425		ATE 20755 15.5	P 4345	
2.3i Turbo /Station Wagon	86-92	BDX 21233 16.5	P 3025		ATE 20755 15.5	P 4345	
2.3i Turbo /Station Wagon	86-92	GIR 21266 17.0	P 4155		GIR 21385 13.0	P 3585	
2.3i Turbo /Station Wagon (Abs)	90-92	GIR 20164 18.0	P 3595		ATE 20755 15.5	P 4345	
2.3i Turbo /Station Wagon (Abs)	90-92	GIR 20164 18.0	P 3595		GIR 21385 13.0	P 3585	
2.4 TD /Station Wagon	86-88	BDX 20788 17.0	P 5425		ATE 20755 15.5	P 4345	
2.4 TD /Station Wagon	86-92	BDX 21233 16.5	P 3025		ATE 20755 15.5	P 4345	
2.4 TD /Station Wagon	86-92	GIR 21266 17.0	P 4155		GIR 21385 13.0	P 3585	
2.4 TD /Station Wagon (Abs)	90-92	GIR 20164 18.0	P 3595		GIR 21385 13.0	P 3585	
2.4 TD /Station Wagon (Abs)	90-92	GIR 20164 18.0	P 3595		ATE 20755 15.5	P 4345	
2.8i /Station Wagon	86-88	BDX 20788 17.0	P 5425		ATE 20755 15.5	P 4345	
2.8i /Station Wagon	86-92	BDX 21233 16.5	P 3025		ATE 20755 15.5	P 4345	
2.8i /Station Wagon	86-92	GIR 21266 17.0	P 4155		GIR 21385 13.0	P 3585	
2.8i /Station Wagon (Abs)	90-92	GIR 20164 18.0	P 3595		ATE 20755 15.5	P 4345	
2.8i /Station Wagon (Abs)	90-92	GIR 20164 18.0	P 3595		GIR 21385 13.0	P 3585	
850							
2.0i /Station Wagon	91-97	ATE 21273 19.5	P 4145		ATE 20755 15.5	P 4345	
2.0i 20V Turbo /T5 /Station Wagon	93-97	ATE 21273 19.5	P 4145		ATE 20755 15.5	P 4345	
2.0i 20V Turbo /T5 /Station Wagon AWD	93-97	ATE 21273 19.5	P 4145		GIR 21385 13.0	P 3585	
2.3i 20V Turbo T5 /Station Wagon	91-97	ATE 21273 19.5	P 4145		ATE 20755 15.5	P 4345	
2.3i 20V Turbo T5 /Station Wagon AWD	91-97	ATE 21273 19.5	P 4145		GIR 21385 13.0	P 3585	
2.4i 20V /Station Wagon	91-97	ATE 21273 19.5	P 4145		ATE 20755 15.5	P 4345	
2.5 TDI /Station Wagon	95-97	ATE 21273 19.5	P 4145		ATE 20755 15.5	P 4345	
940							
2.0i /Station Wagon	90-97	BDX 21233 16.5	P 3025		ATE 20755 15.5	P 4345	
2.0i /Station Wagon	90-97	GIR 21266 17.0	P 4155		GIR 21385 13.0	P 3585	
2.0i /Station Wagon (Abs)	90-97	GIR 20164 18.0	P 3595		ATE 20755 15.5	P 4345	
2.0i /Station Wagon (Abs)	90-97	GIR 20164 18.0	P 3595		GIR 21385 13.0	P 3585	
2.3i /Station Wagon	90-97	GIR 21266 17.0	P 4155		GIR 21385 13.0	P 3585	
2.3i /Station Wagon	90-97	BDX 21233 16.5	P 3025		ATE 20755 15.5	P 4345	
2.3i /Station Wagon (Abs)	90-97	GIR 20164 18.0	P 3595		ATE 15.5	P 4345	
2.3i /Station Wagon (Abs)	90-97	GIR 20164 18.0	P 3595		GIR 21385 13.0	P 3585	
2.3i Turbo /Station Wagon	90-97	BDX 21233 16.5	P 3025		ATE 20755 15.5	P 4345	
2.3i Turbo /Station Wagon	90-97	GIR 21266 17.0	P 4155		GIR 21385 13.0	P 3585	
2.3i Turbo /Station Wagon (Abs)	90-97	GIR 20164 18.0	P 3595		ATE 20755 15.5	P 4345	
2.3i Turbo /Station Wagon (Abs)	90-97	GIR 20164 18.0	P 3595		ATE 20755 15.5	P 4345	
2.3i Turbo /Station Wagon (Abs)	90-97	GIR 20164 18.0	P 3595		GIR 21385 13.0	P 3585	
2.4 TD /Station Wagon	90-97	BDX 21233 16.5	P 3025		ATE 20755 15.5	P 4345	
2.4 TD /Station Wagon	90-97	GIR 21266 17.0	P 4155		GIR 21385 13.0	P 3585	
2.4 TD /Station Wagon (Abs)	90-97	GIR 20164 18.0	P 3595		ATE 20755 15.5	P 4345	
2.4 TD /Station Wagon (Abs)	90-97	GIR 20164 18.0	P 3595		GIR 21385 13.0	P 3585	
960							
2.4 TD /Station Wagon	90-97	BDX 21233 16.5	P 3025		ATE 20755 15.5	P 4345	
2.4 TD /Station Wagon	90-97	GIR 21266 17.0	P 4155		GIR 21385 13.0	P 3585	
2.4 TD /Station Wagon (Abs)	90-97	GIR 20164 18.0	P 3595		20755 20755 15.5	P 4345	
2.4 TD /Station Wagon (Abs)	90-97	GIR 20164 18.0	P 3595		GIR 21385 13.0	P 3585	
2.5i 24V /Station Wagon	94-97	BDX 21233 16.5	P 3025		20755 20755 15.5	P 4345	
2.5i 24V /Station Wagon	94-97	GIR 21266 17.0	P 4155		GIR 21385 13.0	P 3585	
2.5i 24V /Station Wagon (Abs)	94-97	GIR 20164 18.0	P 3595		20755 20755 15.5	P 4345	
2.5i 24V /Station Wagon (Abs)	94-97	GIR 20164 18.0	P 3595		GIR 21385 13.0	P 3585	
3.0i 24V /Station Wagon	90-97	BDX 21233 16.5	P 3025		20755 20755 15.5	P 4345	
3.0i 24V /Station Wagon	90-97	GIR 21266 17.0	P 4155		GIR 21385 13.0	P 3585	
3.0i 24V /Station Wagon (Abs)	90-97	GIR 20164 18.0	P 3595		20755 20755 15.5	P 4345	
3.0i 24V /Station Wagon (Abs)	90-97	GIR 20164 18.0	P 3595		GIR 21385 13.0	P 3585	
C30							
1.6 D	06-	ATE 23723 18.0	P 7755		ATE 24137 16.5	P 5716	
1.6i 16V	06-	ATE 23723 18.0	P 7755		ATE 24137 16.5	P 5716	
1.8i 16V	06-	ATE 23723 18.0	P 7755		ATE 24137 16.5	P 5716	
2.0 D	06-	ATE 23723 18.0	P 7755		ATE 24137 16.5	P 5716	
2.0i 16V	06-	ATE 23723 18.0	P 7755		ATE 24137 16.5	P 5716	
2.4 D5	06-	ATE 23723 18.0	P 7755		16.5	P 5716	
2.4i 20V	06-	ATE 23723 18.0	P 7755		ATE 20755 16.5	P 5716	
2.5i 20V Turbo T5	06-	ATE 23723 18.0	P 7755		ATE 20755 16.5	P 5716	
C70 Cabrio					ATE 20755		
2.0i 20V Turbo	98-06	ATE 21273 19.5	P 4145		ATE 20755 15.5	P 4345	
2.3i 20V Turbo T5	98-06	ATE 21273 19.5	P 4145		ATE 20755 15.5	P 4345	
2.4i 20V Turbo	98-06	ATE 21273 19.5	P 4145		ATE 20755 15.5	P 4345	
Pads for 17" wheels brakes kit	98-06	ATE 23107 19.0	P 5486				
Pastiglie per kit freni ruote da 17"	98-06	ATE 23107 19.0	P 5486				

* Con segnalatori/ with wear device / avec avertisseurs

		KIT ANTERIORE / FRONT / AVANT			KIT POSTERIORE / REAR / ARRIERE		
		SYST./MVA/SP.	CODICE P.N. - Ref.	*	SYST./MVA/SP.	CODICE P.N. - Ref.	*
C70 Cabrio							
2.0 D	07-	ATE 23723 18.0	P 7755		ATE 24137 16.5	P 5716	
2.4 D5	06-	ATE 23912 18.5	P 7908		ATE 24137 16.5	P 5716	
2.4i 20V (103 KW 140 HP)	06-	ATE 23723 18.0	P 7755		ATE 24137 16.5	P 5716	
2.4i 20V (125 KW 170 HP)	06-	ATE 23912 18.5	P 7908		ATE 24137 16.5	P 5716	
2.5i 20V Turbo T5	06-	ATE 23912 18.5	P 7908		ATE 24137 16.5	P 5716	
C70 Coupe'							
2.0i 20V Turbo	97-02	ATE 21273 19.5	P 4145		ATE 20755 15.5	P 4345	
2.3i 20V Turbo T5	97-02	ATE 21273 19.5	P 4145		ATE 20755 15.5	P 4345	
2.4i 20V Turbo	97-02	ATE 21273 19.5	P 4145		ATE 20755 15.5	P 4345	
Pads For 17" Wheels Brakes Kit	97-02	ATE 23107 19.0	P 5486				
Pastiglie Per Kit Freni Ruote Da 17"	97-02	ATE 23107 19.0	P 5486				
S40							
1.6i 16V	97-98	GIR 21920 15.5	P 4505		GIR 21861 17.0	P 5815	
1.6i 16V	98-04	GIR 21982 17.0	P 5205		GIR 21861 17.0	P 5815	
1.8i 16V (85 KW 115 HP)	96-98	GIR 21920 15.5	P 4505		GIR 21861 17.0	P 5815	
1.8i 16V (85 KW 115 HP-92 KW 125 HP)	98-04	GIR 21982 17.0	P 5205		GIR 21861 17.0	P 5815	
1.9 D	99-04	GIR 21982 17.0	P 5205		GIR 21861 17.0	P 5815	
1.9 TD	96-98	GIR 21920 15.5	P 4505		GIR 21861 17.0	P 5815	
1.9 TD	98-99	GIR 21982 17.0	P 5205		GIR 21861 17.0	P 5815	
1.9i 16V Turbo T4 (147 KW-200 HP)	98-00	GIR 21982 17.0	P 5205		GIR 21861 17.0	P 5815	
2.0i 16V	96-98	GIR 21920 15.5	P 4505		GIR 21861 17.0	P 5815	
2.0i 16V	98-04	GIR 21982 17.0	P 5205		GIR 21861 17.0	P 5815	
2.0i 16V Turbo (118 KW 160 HP)	98-04	GIR 21982 17.0	P 5205		GIR 21861 17.0	P 5815	
2.0i 16V Turbo T4 (147 KW-200 HP)	00-04	GIR 21982 17.0	P 5205		GIR 21861 17.0	P 5815	
S40							
1.6 D	04-	ATE 23723 18.0	P 7755		ATE 24137 16.5	P 5716	
1.6i 16V	04-	ATE 23723 18.0	P 7755		ATE 24137 16.5	P 5716	
1.8i 16V	04-	ATE 23723 18.0	P 7755		ATE 24137 16.5	P 5716	
2.0 D	04-	ATE 23723 18.0	P 7755		ATE 24137 16.5	P 5716	
2.0i 16V	06-	ATE 23723 18.0	P 7755		ATE 24137 16.5	P 5716	
2.4 D5	05-	ATE 23912 18.5	P 7908		ATE 24137 16.5	P 5716	
2.4i 20V	04-	ATE 23723 18.0	P 7755		ATE 24137 16.5	P 5716	
2.5i 20V Turbo T5 /AWD	04-	ATE 23723 18.0	P 7755		ATE 24137 16.5	P 5716	
S60							
2.0i 20V Turbo	00-	ATE 23073 19.0	P 5435		ATE 23076 17.5	P 5825	
2.3i 20V Turbo T5	00-	ATE 23073 19.0	P 5435		ATE 23076 17.5	P 5825	
2.4 D-D5	01-	ATE 23073 19.0	P 5435		ATE 23076 17.5	P 5825	
2.4i 20V	00-	ATE 23073 19.0	P 5435		ATE 23076 17.5	P 5825	
2.4i 20V Turbo	00-	ATE 23073 19.0	P 5435		ATE 23076 17.5	P 5825	
2.4i 20V Turbo T5	04-	ATE 23073 19.0	P 5435		ATE 23076 17.5	P 5825	
2.5i 20V Turbo AWD	02-	ATE 23073 19.0	P 5435		ATE 23076 17.5	P 5825	
2.5i 20V Turbo AWD R (220 KW 299 HP)	03-	BRE 23092 16.0	P 5226		BRE 21381 15.0	P 4857	
S70							
2.0i	97-00	ATE 21273 19.5	P 4145		ATE 20755 15.5	P 4345	
2.0i 20V Turbo	97-00	ATE 21273 19.5	P 4145		ATE 20755 15.5	P 4345	
2.3i 20V Turbo T5	97-00	ATE 21273 19.5	P 4145		ATE 20755 15.5	P 4345	
2.4i 20V Turbo	97-00	ATE 21273 19.5	P 4145		ATE 20755 15.5	P 4345	
2.5 TDI	97-00	ATE 21273 19.5	P 4145		ATE 20755 15.5	P 4345	
2.5i bi-fuel	98-00	ATE 21273 19.5	P 4145		ATE 20755 15.5	P 4345	
PADS FOR 17" WHEELS BRAKES KIT	97-00	ATE 23107 19.0	P 5486				
S70							
Pastiglie per kit freni ruote da 17"	97-00	ATE 23107 19.0	P 5486				
S80							
2.0i 20V Turbo	98-06	ATE 23073 19.0	P 5435		ATE 23076 17.5	P 5825	
2.4 D-D5	01-06	ATE 23073 19.0	P 5435		ATE 23076 17.5	P 5825	
2.4i 20V	98-06	ATE 23073 19.0	P 5435		ATE 23076 17.5	P 5825	
2.4i 20V Turbo	00-06	ATE 23073 19.0	P 5435		ATE 23076 17.5	P 5825	
2.5 TDI	98-02	ATE 23073 19.0	P 5435		ATE 23076 17.5	P 5825	
2.8i 24V Turbo T6	98-01	ATE 23073 19.0	P 5435		ATE 23076 17.5	P 5825	
2.9i 24V	98-06	ATE 23073 19.0	P 5435		ATE 23076 17.5	P 5825	
2.9i 24V Turbo T6	01-06	ATE 23073 19.0	P 5435		ATE 23076 17.5	P 5825	
S80							
2.0 D NEW	07-	ATE 24124 19.0	P 9165		GIR 24496 17.0	P 9175	
2.0i 16V NEW	07-	ATE 24124 19.0	P 9165		GIR 24496 17.0	P 9175	
2.4 D-D5 NEW	06-	ATE 24124 19.0	P 9165		GIR 24496 17.0	P 9175	
2.5i Turbo 20V NEW	06-	ATE 24124 19.0	P 9165		GIR 24496 17.0	P 9175	
3.0 T6 AWD NEW	06-	ATE 24521 19.0	P 8406		GIR 24496 17.0	P 9175	
3.2i 24V /AWD NEW	06-	ATE 24124 19.0	P 9165		GIR 24496 17.0	P 9175	
4.4i V8 32V AWD NEW	06-	ATE 24521 19.0	P 8406		GIR 24496 17.0	P 9175	
S90							
2.9i 24V	97-99	GIR 20164 18.0	P 3595		GIR 21385 13.0	P 3585	
V40							
1.6i 16V	97-98	GIR 21920 15.5	P 4505		GIR 21861 17.0	P 5815	
1.6i 16V	98-04	GIR 21982 17.0	P 5205		GIR 21861 17.0	P 5815	
1.8i 16V (85 KW 115 HP)	96-98	GIR 21920 15.5	P 4505		GIR 21861 17.0	P 5815	
1.8i 16V (85 KW 115 HP-92 KW 125 HP)	98-04	GIR 21982 17.0	P 5205		GIR 21861 17.0	P 5815	
1.9 D	99-04	GIR 21982 17.0	P 5205		GIR 21861 17.0	P 5815	

* Con segnalatori/ with wear device / avec avertisseurs

		KIT ANTERIORE / FRONT / AVANT			KIT POSTERIORE / REAR / ARRIERE		
		SYST./MVA/SP.	CODICE P.N. - Ref.	*	SYST./MVA/SP.	CODICE P.N. - Ref.	*
1.9 TD	96-98	GIR 21920 15.5	P 4505		GIR 21861 17.0	P 5815	
1.9 TD	98-99	GIR 21982 17.0	P 5205		GIR 21861 17.0	P 5815	
1.9i 16V Turbo T4 (147 KW 200 HP)	98-00	GIR 21982 17.0	P 5205		GIR 21861 17.0	P 5815	
2.0i 16V	96-98	GIR 21920 15.5	P 4505		GIR 21861 17.0	P 5815	
2.0i 16V	98-04	GIR 21982 17.0	P 5205		GIR 21861 17.0	P 5815	
2.0i 16V Turbo (118 KW 160 HP)	98-04	GIR 21982 17.0	P 5205		GIR 21861 17.0	P 5815	
2.0i 16V Turbo T4 (147 KW 200 HP)	98-00	GIR 21982 17.0	P 5205		GIR 21861 17.0	P 5815	
V50							
1.6 D	04-	ATE 23723 18.0	P 7755		ATE 24137 16.5	P 5716	
1.6i 16V	04-	ATE 23723 18.0	P 7755		ATE 24137 16.5	P 5716	
1.8i 16V	04-	ATE 23723 18.0	P 7755		ATE 24137 16.5	P 5716	
2.0 D	04-	ATE 23723 18.0	P 7755		ATE 24137 16.5	P 5716	
2.0i 16V	06-	ATE 23723 18.0	P 7755		ATE 24137 16.5	P 5716	
2.4 D5	05-	ATE 23912 18.5	P 7908		ATE 24137 16.5	P 5716	
2.4i 20V	04-	ATE 23723 18.0	P 7755		ATE 24137 16.5	P 5716	
2.5i 20V Turbo T5 /AWD	04-	ATE 23912 18.5	P 7908		ATE 24137 16.5	P 5716	
V70							
2.0i	97-00	ATE 21273 19.5	P 4145		ATE 20755 15.5	P 4345	
2.0i 20V Turbo	00-07	ATE 23073 19.0	P 5435		ATE 23076 17.5	P 5825	
2.0i 20V Turbo	97-00	ATE 21273 19.5	P 4145		ATE 20755 15.5	P 4345	
2.0i 20V Turbo AWD	97-00	ATE 21273 19.5	P 4145		GIR 21385 13.0	P 3585	
2.3i 20V Turbo	97-00	ATE 21273 19.5	P 4145		ATE 20755 15.5	P 4345	
2.3i 20V Turbo T5	00-07	ATE 23073 19.0	P 5435		ATE 23076 17.5	P 5825	
2.4 D-D5	01-07	ATE 23073 19.0	P 5435		ATE 23076 17.5	P 5825	
2.4i 20V	00-07	ATE 23073 19.0	P 5435		ATE 23076 17.5	P 5825	
2.4i 20V Turbo	97-00	ATE 21273 19.5	P 4145		ATE 20755 15.5	P 4345	
2.4i 20V Turbo AWD	97-00	ATE 21273 19.5	P 4145		GIR 21385 13.0	P 3585	
2.4i 20V Turbo /AWD	00-07	ATE 23073 19.0	P 5435		ATE 23076 17.5	P 5825	
2.5 TDI	00-02	ATE 23073 19.0	P 5435		ATE 23076 17.5	P 5825	
2.5 TDI	97-00	ATE 21273 19.5	P 4145		ATE 20755 15.5	P 4345	
2.5i 20V Turbo AWD	02-07	ATE 23073 19.0	P 5435		ATE 23076 17.5	P 5825	
2.5i 20v turbo awd r (220 kw 299 hp) new	03-07	BRE 23092 16.0	P 5226		BRE 21381 15.0	P 4857	
Pads for 17" wheels brakes kit	97-07	ATE 23107 19.0	P 5486				
Pastiglie per kit freni ruote da 17"	97-07	ATE 23107 19.0	P 5486				
V70							
2.0 D NEW	07-	ATE 24124 19.0	P 9165		GIR 24496 17.0	P 9175	
2.0i 16V NEW	07-	ATE 24124 19.0	P 9165		GIR 24496 17.0	P 9175	
2.4 D-D5 /AWD NEW	07-	ATE 24124 19.0	P 9165		GIR 24496 17.0	P 9175	
2.5i Turbo 20V NEW	07-	ATE 24124 19.0	P 9165		GIR 24496 17.0	P 9175	
3.0 T6 AWD NEW	07-	ATE 24124 19.0	P 9165		GIR 24496 17.0	P 9175	
3.2i 24V /AWD NEW	07-	ATE 24124 19.0	P 9165		GIR 24496 17.0	P 9175	
V90							
2.9i 24V	97-99	GIR 20164 18.0	P 3595		GIR 21385 13.0	P 3585	
XC70 - CROSS COUNTRY							
2.4 D5	02-07	ATE 23073 19.0	P 5435		ATE 23076 17.5	P 5825	
2.4i 20V Turbo	00-07	ATE 23073 19.0	P 5435		ATE 23076 17.5	P 5825	
3.2i 24V	06-07	ATE 23073 19.0	P 5435		ATE 23076 17.5	P 5825	
XC70 - CROSS COUNTRY							
2.4 D5 NEW	07-	ATE 24124 19.0	P 9165		GIR 24496 17.0	P 9175	
3.2i 24V NEW	07-	ATE 24124 19.0	P 9165		GIR 24496 17.0	P 9175	
90							
2.4 D5 (16" wheels)	02-				ATE 24012 18.5	P 9295	
2.4 D5 (17" wheels)	02-	ATE 23680 19.5	P 8405		ATE 24012 18.5	P 9295	
2.5i 20V Turbo (16" wheels)	02-				ATE 24012 18.5	P 9295	
2.5i 20V Turbo (17" wheels)	02-	ATE 23680 19.5	P 8405		ATE 24012 18.5	P 9295	
2.9i 24V Turbo T6	02-	ATE 23680 19.5	P 8405		ATE 24012 18.5	P 9295	
3.2i 24V	06-	ATE 23680 19.5	P 8405		ATE 24012 18.5	P 9295	
4.4i V8 32V	05-	ATE 23680 19.5	P 8405		ATE 24012 18.5	P 9295	

* Con segnalatori/ with wear device / avec avertisseurs

CONDIZIONI DI VENDITA:

Il conferimento dell'ordine comporta l'accettazione delle ns. condizioni di vendita, qui di seguito riportate, che il committente dichiara di conoscere; eventuali modifiche, per essere valide, dovranno essere concordate precedentemente in forma scritta. I prezzi si intendono per merce franco ns. magazzino, IVA esclusa, non sono impegnativi e possono essere modificati senza preavviso.

Le ns. fatture devono essere pagate in contanti alla consegna, al ns. domicilio di S.Stefano di Zimella, salvo diversamente stabilito. Qualora in fattura venisse concordato un termine di pagamento, siamo autorizzati, per comodità di esazione, ad emettere una tratta o una ricevuta bancaria per il corrispondente importo alla scadenza.

Tratte, ricevute bancarie, cambiali, aperture di credito irrevocabili confermate, a copertura di fatture accettate o pagabili, anche se convenute ed emesse in luogo diverso, si intendono sempre salvo buon fine e, se non onorate alla scadenza, mantengono fermo ad ogni effetto l'obbligo del successivo pagamento delle fatture in contanti al ns. domicilio di S.Stefano di Zimella. Procedimenti di trasmissione di valuta dall'estero verso l'Italia non comportano modifica all'obbligo del pagamento al nostro domicilio di S.Stefano di Zimella.

Anche se riferito ad una data, il termine di consegna si intende approssimativo, salvo espresso accordo scritto dove esso diviene tassativo o essenziale. In ogni caso, Omnicompetition S.r.l. non è responsabile di ritardi dovuti a causa di forza maggiore, o indipendenti comunque da nostra volontà, quali incidenti, esplosioni, scioperi, disservizio postale, ferroviario, doganale, o di ogni altro mezzo di comunicazione o trasporto, rifiuti o ritardi da parte delle autorità a rilasciare licenze di importazione, esportazione o ritiro di licenze già rilasciate, difficoltà di approvvigionamento nei luoghi di produzione o altro ancora. In tutti questi casi, qualora la causa non comporti la definitiva impossibilità della fornitura, il termine di consegna, sia esso approssimativo o essenziale, si intenderà prorogato di una durata uguale a quella degli impedimenti che hanno causato il ritardo della fornitura.

Il mancato pagamento, anche parziale, di una fattura, oltre che l'addebito degli interessi di mora (vedi decreto legislativo 09/10/02 nr. 231), comporta l'automatica decadenza dei termini di pagamento e l'immediata esigibilità di qualsiasi fattura successiva, oltre al ns. diritto di emettere tratta a vista per il corrispondente importo. Tutte le vendite sono effettuate con riserva di proprietà; pertanto, la proprietà dei beni rimane del venditore fino al completo pagamento dell'importo dovuto.

La merce viene venduta franco ns. magazzino di S.Stefano di Zimella (VR) e viaggia a rischio e pericolo del committente anche se resa franco destino. Qualunque reclamo per danni od omissioni inerente al trasporto dovrà quindi essere fatto agli esecutori di esso. Qualsiasi tassa, imposta, dazio attuale o futuro, o aumento degli interessi è a carico esclusivo del compratore. All'arrivo della merce, il compratore è tenuto ad esaminarla ed a verificarne il peso, confezione, condizioni e caratteristiche poichè trascorsi 10 giorni dal ricevimento non si accettano eventuali reclami.

Per resi merce dovuti ad errate vostre ordinazioni verrà trattenuta dalla nota di accredito una somma pari al 15% del valore della merce resa con un minimo di € 20,00.

In caso di reclami resta fermo l'obbligo da parte del compratore del pagamento delle fatture alla loro scadenza, compresa quella cui si riferisce il reclamo. Qualora, previo accertamento da parte dei nostri tecnici, il reclamo risulti fondato ed il compratore sia in regola con i pagamenti, il nostro obbligo si limita al rimborso del prezzo indicato in fattura o, a nostra scelta, alla sostituzione della merce difettosa o non conforme precedentemente restituita. Il compratore rinuncia a qualsiasi risarcimento di danno o rimborso spese. Non si accettano resi di merce totalmente o parzialmente lavorata.

Il presente contratto, anche se concluso all'estero, la sua formazione, interpretazione ed esecuzione si intendono regolati esclusivamente dalle leggi italiane integrati dalle norme internazionali INCOTERMS nei testi redatti in lingua italiana.

Per qualsiasi controversia inerente al presente contratto sarà esclusivamente competente l'autorità giudiziaria, in particolare il foro di Verona.

Omicompetition S.r.l.

TERMS OF SALES:

All our sales are subjected to the following conditions of sale that rule all purchasing conditions, with the except of formal and express derogation of the company OMNCOMPETITION. All received orders are considered as accepted by OMNCOMPETITION only after the issue of a written order confirmation.

Our price list is based on Ex-works terms. All goods, even if delivered free of charge, are delivered at buyer's risk and peril. All complaints on visible faults or on the non-conformity of received articles shall be sent in writing within eight days from receipt of goods. In case of visible faults or non-conformity duly confirmed by OMNCOMPETITION, the buyer will be granted the replacement or the reimbursement of the goods, with the exclusion of any claim for indemnity, damages or interests. By way of an exception OMNCOMPETITION can accept the returns of goods for any other reason only by previous written agreement, if goods are sent in their original packing without being used and delivered free of charge within 15 days after receipt. OMNCOMPETITION will accept these returns of goods and issue a credit note by deducting a lump sum of 15% on the invoiced amount. All goods returned without our authorization and not respecting the condition above given, even if they are received by our company, cannot be considered as part of this agreement.

Our goods are invoiced at the prices in force at the date of order receipt and shall be payable cash. Failing the written confirmation for any particular reason not attributable to us (including fax, e-mail, etc...) our goods will be invoiced at the prices in force at the date of our order confirmation. These conditions of sale may be modified if the buyer does not update his current bank and commercial references or if these are not more acceptable. By way of penal clause and according to the provisions of the law, all amounts due at their expire date, which are still 4 days after the bringing of a default action, will lead to a penalty for delay in payment equal to 2 times the legal interest rate which shall be applied to the remaining amounts due. In case of delay in payment, the company OMNCOMPETITION can suspend any delivery.

To benefit from the guarantee, it is essential that the goods shall be assembled by a technician who has all necessary competence and tooling. The guarantee of the products we commercialise undergoes the Italian laws DPR224 of 1988 and D.Lgs. 24 of 2002. The guarantee is restricted to the simple replacement of goods without any other compensation cannot be claimed. The guarantee cannot be applied in the following cases: usage in competitions, inobservance of the assembling instruction, wrong usage, incorrect assembling. For each request of guarantee, all pieces shall be returned free of charge to OMNCOMPETITION with a covering letter explaining the reason of the problem and a copy of the invoice or consignment note. For all request of guarantee concerning pistons, the cylinder shall be included in the parcel.

Legal and beneficial ownership of the goods shall remain at OMNCOMPETITION until full payment for the goods has been made. In conformity with this clause, the issue of a certificate with obligation to pay (draft or other) does not constitute the payment. The lack of payment at any of the expiries due, even if agreed, can lead to the claiming to the goods. For items returned due to any order mistakes, we will deduct 15% from the credit note with 20 euro as a minimum charge.

These dispositions do not constitute an obstacle to transfer to the buyer, right from delivery, to the risks of loss and deterioration of goods as well as the damages that may occur. Right from the resale, the buyer commits himself to settle immediately to the seller the remaining amount due, all delays of payment agreed upon with the signing of the contract become, by explicit will between the parties, invalid.

Any claim or dispute arising from the sales of goods, even if in case of guarantee appeal or majority of defendants, shall fall under the exclusive jurisdiction of the Court of Commerce within the competence where our company is situated.

Omnicompetition S.r.l.

